



PRODUCT CATALOG



HVAC/R REPLACEMENT MOTORS





WHAT IF...

YOU COULD GET
IT ALL FROM ONE
CATALOG?

Regal Rexnord, a global leader in air moving solutions, is proud to deliver the industry's most comprehensive collection of replacement motors and accessories. The HVAC/R Replacement Motors catalog showcases innovative and energy efficient products from five of our brands.



RegalRexnord

We create a better tomorrow by energy-efficiently converting power into motion™

5 GENERAL INFORMATION

11 MOTOR LOCATOR

35 GENTEQ®

EVERGREEN® MOTORS

EVERGREEN CM MOTORS..... 39
 EVERGREEN EM MOTORS 40
 EVERGREEN EM CONTROL MODULES..... 41
 EVERGREEN VS MOTORS 42
 EVERGREEN OM MOTORS..... 45
 EVERGREEN IM MOTORS 47
 EVERGREEN DS MOTOR 48
 EVERGREEN SPECIFICATIONS 49

COMMERCIAL REFRIGERATION MOTORS AND FAN PACKS

KRYO™ FORTRESS MOTORS..... 52
 KRYO FORTRESS FAN PACKS 53
 ARKTIC™ 142 MOTOR..... 54

REFRIGERATION AND HVAC MOTORS

DIRECT DRIVE FAN AND BLOWER MOTORS 54

OEM REPLACEMENT MOTORS 55

57 CENTURY®

UNIT BEARING MOTORS

15-35 WATT MOTORS..... 58
 50-75 WATT MOTORS..... 59
 SPECIAL UNIT BEARING REPLACEMENT MOTORS 60

ECM UNIT BEARING MOTORS

ECM MOTORS DESIGNED FOR REFRIGERATION APPLICATIONS 63

5" DIAMETER (42 FRAME) MOTORS

DOUBLE SHAFT FAN / BLOWER MOTORS LESS BASE 64
 DOUBLE SHAFT FAN / BLOWER MOTORS RESILIENT BASE 65
 SINGLE SHAFT OPEN FAN / BLOWER MOTORS 68
 TOTALLY ENCLOSED FAN / BLOWER MOTORS..... 72
 MULTIFIT® CONDENSER FAN MOTORS 73
 GE®* 21/29 FRAME REFRIGERATION MOTORS..... 74



Evergreen motors replace PSC and ECM indoor blower and outdoor fan motors in residential and light commercial HVAC.

Page 36



KRYO™ Fortress high-efficiency ECM motors and fan packs with a dust-tight, water-tight IP66 and IP67 rating built to withstand harsh commercial refrigeration environments and cleaning practices.

Page 52



MultiFit® motors combination of a Multi Mounting System™ feature and a 3-in-1™ multi-horsepower motor design which will save the busy HVAC contractor valuable time and money, while adding versatility to their replacement motor inventory.

Page 73



*GE is believed to be the trademark and/or trade name of General Electric Company and is not owned or controlled by Regal Rexnord Corporation.

TABLE OF CONTENTS



4-in-1® motors replace hundreds of the most popular 48-frame condenser fan motors - with one simple connection.

Page 88



Pro-E Series® These 48-frame motors are designed for indoor blower and outdoor condenser fan 70°C high-temp motor applications and have rugged ball bearings for extended life.

Page 97



3.3" diameter motors are used on compressors, blowers, fans and other standard industrial applications.

Page 124



57

CENTURY®

5-5/8" DIAMETER (48 FRAME) MOTORS

STOCK MOTORS	75
TOTALLY ENCLOSED FAN / BLOWER MOTORS.....	76
DOUBLE SHAFT FAN / BLOWER MOTORS	78
FAN / BLOWER MOTORS	80
INDOOR BLOWER MOTORS	82
MASTERFIT™ MULTI-HORSEPOWER REPLACEMENT MOTORS..	85
MASTERFIT PRO® MULTI-HORSEPOWER REPLACEMENT MOTORS.....	86
HEATMASTER® AND 4-IN-1® MULTI-HORSEPOWER REPLACEMENT MOTORS.....	88
HEATMASTER ULTRA AND 4-IN-1 REPLACEMENT MOTORS	89
OUTDOOR BALL BEARING MOTORS - OPEN LEAD END	90
OUTDOOR BALL BEARING MOTORS - TOTALLY ENCLOSED.....	93
COMMERCIAL CONDENSER FAN MOTORS	96
PRO-E SERIES® (48 FRAME) MOTORS	
40° C FURNACE BLOWER MOTORS.....	98
60° / 70° C CONDENSER FAN MOTORS	99
48 FRAME SPECIAL PURPOSE MOTORS	
OUTDOOR CONDENSER FAN MOTORS.....	100
OUTDOOR DUTY TRANSFORMER COOLING FAN MOTORS	101
AGRICULTURAL DIRECT DRIVE FAN MOTORS.....	101
PEDESTAL FAN MOTORS.....	102
OEM DIRECT REPLACEMENT MOTORS	103

119

FASCO®

C-FRAME K-LINE SHADED POLE MOTORS	120
UNIT BEARING MOTORS	
SHADED POLE ALUMINUM MOTORS.....	122
SHADED POLE CAST IRON MOTORS	123
3.3" DIAMETER MOTORS	
GENERAL PURPOSE MOTORS.....	124
FLUE EXHAUST AND DRAFT BOOSTER BLOWER MOTORS	129
MULTI-HORSEPOWER REPLACEMENT MOTORS	130
REFRIGERATION FAN MOTORS.....	131
4.4" DIAMETER MOTORS	
GENERAL PURPOSE MOTORS.....	132
FAN COIL AIR-CONDITIONING AND HEATING UNIT MOTORS	133
REFRIGERATION FAN MOTORS.....	134

119

FASCO®

5" DIAMETER (42 FRAME) MOTORS

CONDENSER FAN AND REFRIGERATION MOTORS 135
 FAN COIL AIR-CONDITIONING AND HEATING UNIT MOTORS 136
 DIRECT DRIVE BLOWER MOTORS 137
 UNIT HEATER MOTORS..... 137

5.6" DIAMETER (48 FRAME) MOTORS

CONDENSER FAN MOTORS..... 138
 DIRECT DRIVE FAN AND BLOWER MOTORS 141
 UNIT HEATER MOTOR..... 141

NEW DRAFT INDUCER OEM REPLACEMENT

BLOWERS 142
CENTRIFUGAL BLOWERS..... 144
TRANSFLO BLOWERS 146
OEM DIRECT WATER HEATER DRAFT INDUCERS 147
OEM DIRECT REPLACEMENT MODELS..... 148

177

MORRILL®

ARKTIC® 59 MOTORS..... 178
 KRYO™ SSC MOTORS..... 179
 ARKTIC SSC UNIT BEARING MOTORS..... 180

181

ELCO®

UNIT BEARING MOTORS..... 182

183

CANADA

GENERAL INFORMATION 185
 ELCO® MOTORS 186
 FASCO® MOTORS 188
 GENTEQ® MOTORS 189
 CENTURY® MOTORS..... 190
 OEM REPLACEMENT MOTORS 190
 OEM REPLACEMENT BLOWERS..... 192

193

MOTOR ACCESSORIES

GENTEQ®

EVERGREEN® ACCESSORIES 194
 BASE KITS AND ACCESSORIES..... 217

FASCO®

Draft inducer blowers are original equipment manufacturer replacements used in furnaces and water heaters. They are a shaded pole or permanent split capacitor motor-driven small blower wheel assembly.

Page 142



morrillmotors®

Morrill motors are designed primarily for use in evaporator commercial refrigeration walk-in coolers and freezers.

Page 177



ELCO®

Elco motors are used in industrial, commercial refrigeration for condensing and evaporating units.

Page 181



TABLE OF CONTENTS

CANADA

Canada features replacement motors for an air-moving application, ECM for new OEM requirement, shaded pole motors used in condensing and evaporating units, and motors designed for furnace blowers or central air handling units.

Page 183



Find a wide range of motor accessories, including ECM (Electronically Commutated Motor) harnesses, Evergreen® control modules, user interfaces, programmers and testers.

Page 195



FM55 Fasco Flex Mount Bracket is one of the many mounting option accessories range from resilient bases, resilient rings, ring adapters, mounting-brackets, length adapters to mounting studs.

Page 210



193

MOTOR ACCESSORIES

CENTURY®

CONDUIT BOXES.....	197
FAN BLADES.....	197
RAIN SHIELDS	197
SPEED CONTROLS.....	197
CAPACITOR ACCESSORIES.....	198
ADAPTER PLATES AND KITS.....	199
MOUNTING BRACKETS AND KITS	200
BASES	201

FASCO®

CONTACTORS.....	202
FANS BLADES AND ACCESSORIES	205
BLOWER WHEELS	209
MOUNTING BRACKETS AND ACCESSORIES	211
CONDUIT BOXES.....	214
RAIN SHIELDS	215
TIE RODS	215
RESILIENT BASES	216

ELCO®

FAN BLADES.....	217
MOUNTING BRACKET.....	217

CANADA

FAN BLADES.....	217
MOUNTING BRACKET.....	217

218




INDEX

EXPLORE NEW REGAL REXNORD HVAC/R WEBSITES

www.regalrexnord.com

FEATURES:

- In-depth information on all Regal Rexnord brands and products.
- Robust product information details.
- View products based on solution and application within a specific industry.
- Access to dimensional drawings, CAD files, connection diagrams and more.
- Rotating 360° view of products.
- Competitive cross reference tool.
- Motor Search - Customer can search by part, model, and stock numbers, product family, industry, application, brand and more with engineering tools that are available.



REGAL REXNORD REPLACEMENT PRODUCT CROSS REFERENCE

The Cross Reference tool provides a quick competitor catalog number interchange to a Regal Rexnord catalog number, for products that are form, fit and functionally equivalent.

GO TO WWW.REGALREXNORD.COM - TOOLS & RESOURCES - REPLACEMENT PRODUCT CROSS REFERENCE



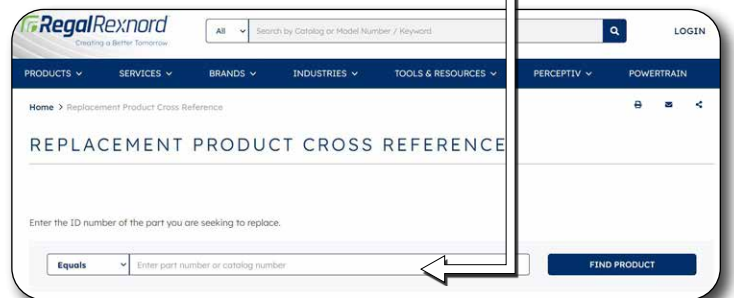
› Input a Regal Rexnord catalog or part number, OEM number or a competitor's part number

› Find product

› If there is a direct or suggested replacement the number or numbers will populate

CROSS REFERENCE TIPS:

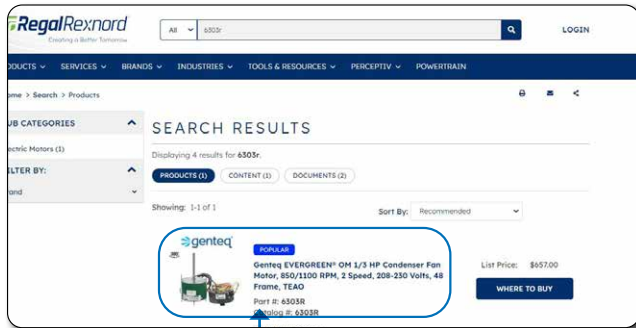
- › Part no 7-164303-01 input 164303
- › Part no DE2F086N input DE2F086
- › Part no 7186-0206 input 71860206



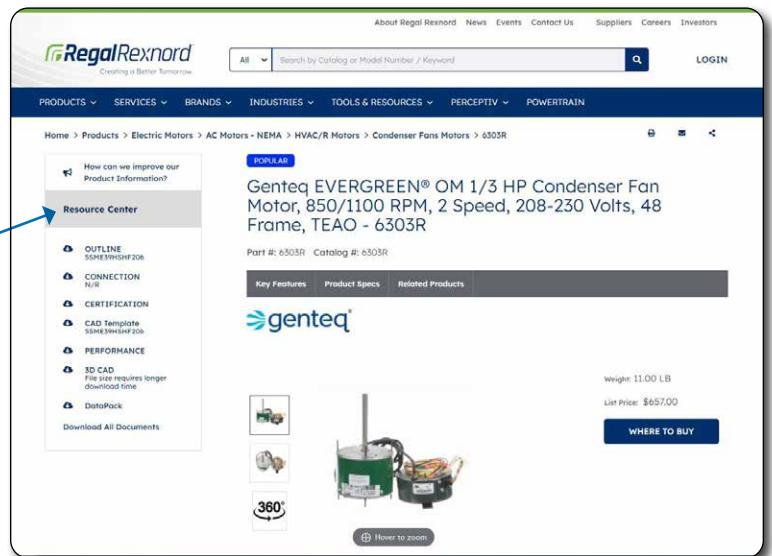
GENERAL INFORMATION

HOW TO FIND A MOTOR ON WWW.REGALREXNORD.COM

1. From the homepage, enter in the Regal Rexnord catalog or model number in the SEARCH box. Hit enter.



2. Click on the motor description to view more detailed motor information.

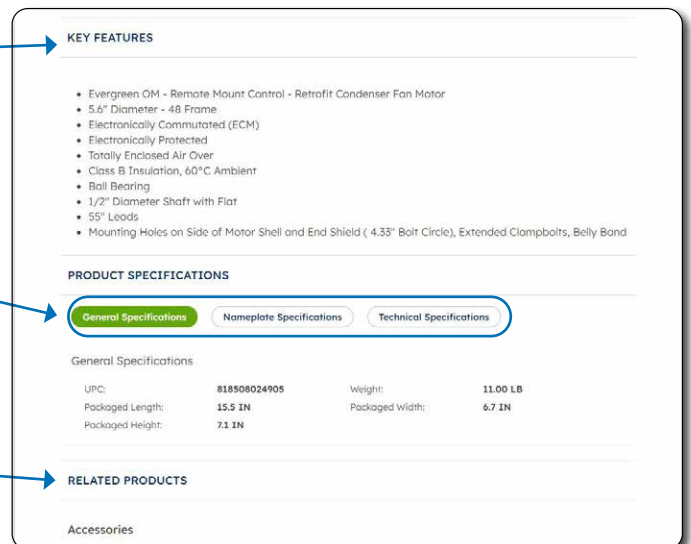


Under the Resource Center you have the option to view outline/dimensional drawing in PDF format. You can request Certification, Performance, Connection data and more.

Key Features will display more general information about the motor

Go to Product Specifications to view more detailed information regarding the motor. Click on each button.

Related Products will display recommended accessories for the motor.

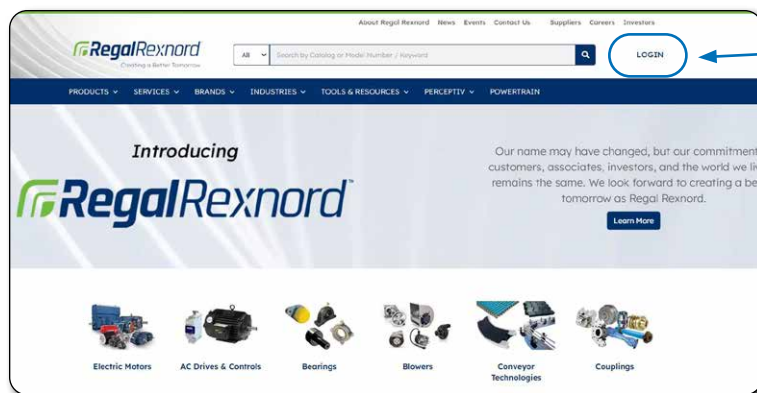


GENERAL INFORMATION

SITCORE

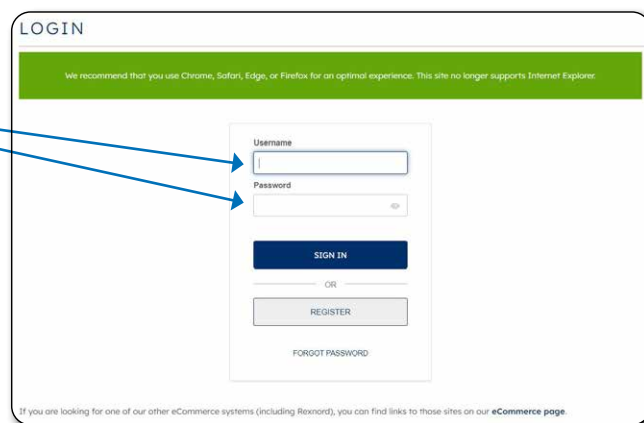
Welcome to the Ecommerce customer portal SITCORE

REAL - TIME ACCESS TO YOUR ACCOUNT INFORMATION



1. Go to www.regalrexnord.com
2. Click on LOGIN.

3. Type in your Username (which is your email address) and password.
4. Choose a Regal Rexnord business segment (view only the businesses where you have been granted access).



The SITCORE portal offers many activities depending on your role.

eCommerce Help

Learn more about how to get the most out of Regalrexnord.com.

Quick Order

Quickly order, check product availability and stock on multiple items.

View Cart

Finalize your shopping cart for order fulfilment.

My Profile

Edit your contact information and user preferences.

Orders

View your current and past web orders.

Invoices

Review and export new and past invoices.

Shipments

Track current en-route shipments and past activity.

Reports

Export and analyze information related to your account.

FAQ

Review our frequently asked questions.

Contact Us

Contact us with questions or requests for support.

E-TOOLS

SUPPORT YOUR CUSTOMERS WITH THE RIGHT PRODUCT, THE FIRST TIME, EVERY TIME.

Our comprehensive product offerings are instantly visible online, not to mention at your fingertips. Our websites have been enhanced to provide product comparisons, technical support, and motor training. Whether you're behind a counter or in the field, we're here to help you get the job done.

**EASY SEARCH
ONLINE CATALOG**

**DISTRIBUTOR
LOCATOR**

**360° PRODUCT
VIEWS**

**COMPETITOR
CROSS REFERENCE**
*WWW.REGALREXNORD.COM
/CROSS-REFERENCE*

MOTOR DRAWINGS

**MOTOR MASTERY
UNIVERSITY® (MMU)**
WWW.REGALMMU.COM
*VIDEO LIBRARY
LITERATURE LIBRARY
PODCASTS
ARTICLES
MOTOR MINUTE™
ONLINE LEARNING*

**THE DEALER TOOLBOX
(DTB)**
WWW.THEDEALERTOOLBOX.COM

**THE "DEALER TOOLBELT"
APP (DTB)**



WE'RE WORKING HARD TO MAKE YOUR WORK EASIER.



The Dealer Toolbox website and Dealer Toolbelt app deliver all the sales, training and service resources - always at your fingertips no matter where you are. It doesn't get any easier than that.

the **dtb** dealer toolbox

AT YOUR DESK/COUNTER

www.thedealertools.com

Get the NEW dtb App or Reload your App to get the full experience!

the **dtb** dealer toolbelt

ON THE JOB

The "Dealer Toolbelt" App

GENTEQ® ECM MOTOR CROSS REFERENCE TOOL

FASCO® DRAFT INDUCER BLOWER CROSS REFERENCE TOOL

HVAC/R INDUCTION MOTOR REPLACEMENT TOOL

GENTEQ OEM ECM MOTOR TECHNICAL SUPPORT

EVERGREEN® ECM MOTOR TECHNICAL SUPPORT

INDUCTION MOTOR AND /OR ECM TRAINING

DISTRIBUTOR LOCATOR

ECM DEMONSTRATION UNITS



RESOURCE CENTER

- Genteq ECM cross reference tool (cross reference ECM to Evergreen motors)
- HVAC/R induction motor replacement tool (find replacement motor by ratings)
- Fasco draft inducer blower cross reference tool
- Genteq OEM ECM motor diagnostics
- Distributor Locator

MOTOR MASTERY UNIVERSITY®

- Product literature, videos, podcasts, articles, Motor Minute™ tech tips and online learning

EVERGREEN TECHNICAL SUPPORT

- Quick and easy access to manuals, application guides and installation videos for all Evergreen products

EVERGREEN VS OPTIMIZER™ NEW TOOL

- Provides wireless communication with our second generation Evergreen VS user interface



Get technical support, motor training and more, scan the QR code with your smart phone or search for "Dealer Toolbelt" from your App Store.



MOTOR MASTERY UNIVERSITY®



Motor Mastery University® training provides access to Genteq®, Century® and Fasco® product specifications and applications, features and benefits, diagnostic and installation support and motor theory related to both induction and ECM HVAC/R motors.

We created Motor Mastery University training as our commitment to providing you with the knowledge, tools and resources to get the job done and become a true industry pro. All of this industry leading training is available at no charge to HVAC professionals.

To view Motor Mastery University Training, visit: www.regalmmu.com



Training videos include product specifications and applications, features and benefits, diagnostic and installation support and motor theory.



Enhance your motor knowledge each month with a new technical tip video.



Our training literature is categorized by motor type, brand and product line to make it easier to find what you're looking for.



With Motor Mastery University® online learning you can get the same great training we provide in our face-to-face classes, but on your own time and at your own pace.



Listen in on our podcasts to learn more about the different types of HVAC motors, how they work, and their applications.

Visit Motor Mastery University ONLINE LEARNING at: www.RegalMMUOnline.com





Read our articles to learn more about the different types of HVAC motors, how they work, and their applications.



Motor Mastery University classes are NATE®* recognized. Complete the on-line inquiry form to find in-person motor training near you.

Training by Motor Applications



Training by Motor Brands



GOT A MINUTE?

Motor Minute™ technical tips provide you with information to enhance your motor knowledge. Supplied in a one minute or so video format giving you the ability to learn on the go, on a break, or whenever you have a minute to learn.



Scan this QR code with your smart phone to sign up for "Motor Minutes" or Visit: www.regalmmu.com.



* NATE is believed to be the trademark and/or trade name of North American Technician Excellence, Inc. and is not owned or controlled by Regal Rexnord Corporation.

MOTOR LOCATOR

SELECTION GUIDE

The **MOTOR LOCATOR** has been developed to help identify all the potential stock numbers for the application requiring a replacement motor.

The motors in this guide are grouped by their frame diameter and type of motor. In each motor group the stock numbers are sorted by: HP/watts, voltage, RPM, and brand name. (lowest rating to higher rating)

By using the check list below in sequence, select all the potential stock numbers by matching the specifications needed for the application.

After you have selected all the stock numbers, refer to the catalog index for page numbers to get more motor information.

For best results in locating a replacement motor, use the check list below:

1. Choose Frame/Type: ECM, C-Frame, Unit Bearing, 3.3" SP or PSC, 4" (PSC), 4.4" SP or 4.8" PSC, 5" (42 frame) SP or PSC, 5.6" (48 frame) PSC, Draft Inducer Blowers SP or PSC, Centrifugal Blowers, Transflo or Crossflow Blowers
2. Choose Horsepower (HP) or Watts
3. Choose Voltage (VOLTS)
4. Choose RPM (RPM)
5. Choose a Brand: Genteq®, Century®, Fasco®, Elco® or Morrill®
6. Choose Speed (SPD)
7. Choose Amps (AMPS)
8. Choose Rotation: clockwise (CW), counter clockwise (CCW), clockwise shaft end (CWSE), counter clockwise shaft end (CCWSE), reversible (REV), drive shaft (DS), clockwise lead end (CWLE), counter clockwise lead end (CCWLE)
9. Choose Shaft Diameter and Shaft Length (SHAFT DIA AND LENGTH)
10. For Centrifugal Blowers select: Nameplate CFM, VOLTS, RPM @ Free Air, Brand, Speed (SPD), Amps @ Free Air and Frequency (FREQ)

ECM MOTORS (ELECTRONICALLY COMMUTATED MOTORS)



6503V

C-FRAME MOTORS



K100

K1574

UNIT BEARING MOTORS



UB558

3.3" DIAMETER MOTORS



9721

4.4" DIAMETER MOTORS



D119

5" DIAMETER (42 FRAME) MOTORS



954

5.6" DIAMETER (48 FRAME) MOTORS



EM3464

BLOWERS (DRAFT INDUCER, TRANSFLO, CROSSFLOW and CENTRIFUGAL)



A200

MOTOR LOCATOR

SELECTION GUIDE

C-FRAME - K-LINE - SHADED POLE MOTORS

STOCK NO	HP	VOLTS	RPM	BRAND	SPD	AMPS	ROT	SHAFT DIA & LENGTH
K114	1/500	120	1100	FASCO®	1	0.74	CW	.1811 X 1.75
K102	1/500	120	1100	FASCO	1	0.57	CW	.1811 X 1.50
K120	1/260	120	3000	FASCO	2	0.50-0.29	CW	.2178 X 1.55
K1574	1/240	120	3000	FASCO	1	0.43	CWSE	.181 X .98
K628	1/200	208/230	3000	FASCO	1	0.25	CW	.25 X 1.50
K1700	1/160	120	3000	FASCO	1	0.36	CWSE	.187 X 1.67
K130	1/150	115	3000	FASCO	1	0.47	CW	.1811 X 1.00
K614	1/150	120	3000	FASCO	1	0.59	CW	.2178 X 1.65
K1670	1/150	120	3000	FASCO	1	0.03	CCWSE	.187 X 1.45
K670	1/150	120	3000	FASCO	1	0.61	CCW	.1875 X 1.30
K1550	1/150	120	3000	FASCO	1	0.92	CCWSE	.181 X 3.27
K101	1/150	240	1260	FASCO	1	0.52	CCW	.2875 X 1.30
K672	1/150	240	3000	FASCO	1	0.29	CCW	.1875 X 1.30
K1323	1/130	120	3000	FASCO	1	0.46	CWSE	.187 X 2.45
K111	1/120	120	3000	FASCO	1	0.82	CCW	.2178 X 1.97
K1575	1/120	120	3000	FASCO	1	0.46	CCWSE	.147 X 1.49
K115	1/100	115	3000	FASCO	1	0.57	CCW	.2178 X 1.85
K100	1/100	120	2750	FASCO	1	0.73	CW	.1811 X 1.05
K611	1/100	120	3000	FASCO	1	0.63	CCW	.2500 X 2.45
K683	1/100	240	3000	FASCO	1	0.30	CW	.188 X 1.30
K629	1/85	120	2950	FASCO	1	0.55	CW	.2500 X 1.13
K109	1/75	115	3000	FASCO	1	0.77	CCW	.2178 X 2.37
K110	1/75	115	3000	FASCO	1	0.77	CCW	.2178 X 2.44
K113	1/70	120	3000	FASCO	1	0.90	CCW	.2178 X 1.19
K142	1/70	120	3000	FASCO	1	0.63	CW	.1814 X 1.00
K612	1/65	120	3000	FASCO	1	0.73	CW	.25 X 2.70
K610	1/60	120	3000	FASCO	1	0.75-0.63	CCW	.2178 X 1.33
AIC605*	1/60	120	3000	FASCO	1	1	CCWSE	1/6
K1675	1/60	120/240	2500/3000	FASCO	2	.72/.58/.36/.29	CWSE	.187 X 2.08
K112	1/50	120	3000	FASCO	2	.86/.44	CW	.2178 X 1.44
K161	1/50	120	3000	FASCO	2	0.90	CCW	.2178 X 1.21
K1322	1/40	115	3000	FASCO	1	0.98	CWSE	.212 X 2.00
K144	1/40	120	3000	FASCO	1	1	CCW	.2178 X 1.50
K674	1/22	115	3000	FASCO	1	1.90	CW	.3116 X .291 X 1.93
K146	1/20	120	3000	FASCO	1	2.10	CW	.2499 X 1.50

UNIT BEARING - ECM MOTORS

STOCK NO	HP/WATTS	VOLTS	RPM	BRAND	SPD	AMPS	ROT	SHAFT DIA & LENGTH
ECHE0182*	10	115	1550	ELCO®	1	0.19	CCWSE	
ECHE0358*	10	115	1550	ELCO	1	0.19	CCWSE	
ECHE0170*	12	115	1450	ELCO	1	0.18	CCWSE	
ECHE0147*	12	115	1450	ELCO	1	0.18	CCWSE	
5R035	12	115	1550	MORRILL®	1	0.30	CW	1/4 X 20 THREAD
5R016	12	115	1550	MORRILL	1	0.30	CW	1/4 X 20 THREAD
5R025	12	115	1550	MORRILL	1	0.30	CW	1/4 X 20 THREAD
5R038	12	115	1550	MORRILL	1	0.30	CW	1/4 X 20 THREAD
5R034	12	115	1550	MORRILL	1	0.30	CW	1/4 X 20 THREAD
5R024	12	115	1550	MORRILL	1	0.30	CW	1/4 X 20 THREAD
5R026	12	115	1550	MORRILL	1	0.30	CW	1/4 X 20 THREAD
9211	13	115	1500	CENTURY®	1	0.47	CW	1/4 X 20 THREAD
EC-HE-0176	15	115	1600	ELCO	1	0.22	CCW	1/4 X 3/5
ECHE0176*	15	115	1600	ELCO	1	0.22	CCWSE	
ECHE0370*	15	115	1600	ELCO	1	0.22	CCWSE	
5R036	16	115	1450	MORRILL	1	0.40	CW	1/4 X 20 THREAD
5R027	16	115	1450	GENTEQ®	1	0.40	CW	1/4 X 20 THREAD
5R028	16	115	1550	MORRILL	1	0.40	CW	1/4 X 20 THREAD
5R020	16	115	1550	MORRILL	1	0.40	CW	1/4 X 20 THREAD
5R031	16	115	1550	MORRILL	1	0.40	CW	1/4 X 20 THREAD
9219	16	115	1850	CENTURY	1	0.40	CWLE	1/4 X 20 THREAD
5R030	16	230	1550	MORRILL	1	0.15	CW	1/4 X 20 THREAD
5R021	25	115	1550	MORRILL	1	0.60	CW	1/4 X 20 THREAD

NOTES	DESCRIPTION
BOLD	Most popular stock item
*	Item only sold in Canada

MOTOR LOCATOR

SELECTION GUIDE

UNIT BEARING - ECM MOTORS

STOCK NO	HP/WATTS	VOLTS	RPM	BRAND	SPD	AMPS	ROT	SHAFT DIA & LENGTH
5R017	38	115	1550	MORRILL®	1	0.90	CCW	1/4 X 20 THREAD
5R022	38	115	1550	MORRILL	1	0.90	CCW	1/4 X 20 THREAD
5R018	38	230	1550	GENTEQ®	1	0.45	CW	1/4 X 20 THREAD
5R023	38	230	1550	GENTEQ	1	0.45	CCW	1/4 X 20 THREAD
MD5471	4-20	90-240	1450	GENTEQ	1	.55-.20	CW	MOTOR FAN PACK
MD5469	4-20	90-240	1550	GENTEQ	1	.55-.20	CW	MOTOR FAN PACK
MD5470	4-20	90-240	1550	GENTEQ	1	.55-.20	CW	MOTOR FAN PACK
MD5472	4-20	90-240	1550	GENTEQ	1	.55-.20	CW	MOTOR FAN PACK
MD5411S	4-20	90-240	1550	GENTEQ	1	.55-.20	REV	1/4 X 20 THREAD
5R999	4-25	115	1550	MORRILL	1	0.60	CW	1/4 X 20 THREAD
MD5411	4-27	90-240	1550	GENTEQ	1	.65-.30	REV	1/4 X 20 THREAD
9207F2	6,9,12	115	1500	CENTURY®	1	.2-.3	CW	1/4 X 20 THREAD
9208F2	14,15,16	115	1500	CENTURY	1	.47-.58	CW	1/4 X 20 THREAD
9209L	1/15, 1/20, 1/25 HP	115	1500	CENTURY	1	1.25	CCW	1/4 X 20 THREAD
9209H	1/15, 1/20, 1/25 HP	230	1500	CENTURY	1	0.77	CCW	1/4 X 20 THREAD
9210H	1/15, 1/20, 1/25 HP	230	1500	CENTURY	1	0.77	CW	1/4 X 20 THREAD

UNIT BEARING - SHADED POLE - CAST IRON MOTORS

STOCK NO	WATTS	VOLTS	RPM	BRAND	SPD	AMPS	ROT	SHAFT DIA & LENGTH
UB854	2	115	1550	FASCO®	1	0.22	CW	1/4 X 20 THREAD
UB584	2	115	1550	FASCO	1	0.22	CW	1/4 X 20 THREAD
UB855	2.3	115	1300	FASCO	1	0.15	CCW	1/4 X 20 THREAD
UB585	2.3	115	1300	FASCO	1	0.15	CCW	1/4 X 20 THREAD
UB856	2.3	230	1300	FASCO	1	0.08	CW	1/4 X 20 THREAD
UB857	2.3	230	1300	FASCO	1	0.08	CCW	1/4 X 20 THREAD
UB586	2.3	230	1300	FASCO	1	0.08	CW	1/4 X 20 THREAD
UB587	2.3	230	1300	FASCO	1	0.08	CCW	1/4 X 20 THREAD
UB858	4	115	1450	FASCO	1	0.29	CW	1/4 X 20 THREAD
UB859	4	115	1450	FASCO	1	0.29	CCW	1/4 X 20 THREAD
UB588	4	115	1450	FASCO	1	0.29	CW	1/4 X 20 THREAD
UB589	4	115	1450	FASCO	1	0.29	CCW	1/4 X 20 THREAD
UB590	4	230	1450	FASCO	1	0.14	CW	1/4 X 20 THREAD
UB591	4	230	1450	FASCO	1	0.14	CCW	1/4 X 20 THREAD
UB592	5	115	1550	FASCO	1	0.34	CW	1/4 X 20 THREAD
5911*	5	115	1550	FASCO	1	0.40	CCWSE	THREAD
UB594	6	115	1550	FASCO	1	0.34	CW	1/4 X 20 THREAD
UB595	6	115	1550	FASCO	1	0.36	CCW	1/4 X 20 THREAD
UB596	6	230	1550	FASCO	1	0.36	CW	1/4 X 20 THREAD
UB597	9	115	1550	FASCO	1	0.18	CW	1/4 X 20 THREAD
UB598	9	115	1550	FASCO	1	0.53	CCW	1/4 X 20 THREAD
5411*	9	115	1550		1	0.60	CCWSE	
UB599	9	230	1550	FASCO	1	0.53	CW	1/4 X 20 THREAD
UB600	9	230	1550	FASCO	1	0.27	CCW	1/4 X 20 THREAD
277	15	115	1550	CENTURY		0.60	CCWLE	5/16 X 7
292	15	115	1550	CENTURY		0.60	CCWLE	5/16 X 5
246	16	115	1550	CENTURY		0.80	CWLE	1/4 X 20 THREAD
247	16	115	1550	CENTURY		0.80	CCWLE	1/4 X 20 THREAD
UB566	16	115	1550	FASCO	1	0.27	CW	1/4 X 20 THREAD
UB567	16	115	1550	FASCO	1	0.80	CCW	1/4 X 20 THREAD
248	16	230	1550	CENTURY		0.40	CWLE	1/4 X 20 THREAD
249	16	230	1550	CENTURY		0.40	CCWLE	1/4 X 20 THREAD
UB568	16	230	1550	FASCO	1	0.80	CW	1/4 X 20 THREAD
UB569	16	230	1550	FASCO	1	0.40	CCW	1/4 X 20 THREAD
UB570	25	115	1500	FASCO	1	0.40	CW	1/4 X 20 THREAD
UB571	25	115	1500	FASCO	1	1.10	CCW	1/4 X 20 THREAD
297	25	115	1550	CENTURY		1.10	CCWLE	5/16 X 7
250	25	115	1550	CENTURY		1.10	CWLE	1/4 X 20 THREAD
251	25	115	1550	CENTURY		1.10	CCWLE	1/4 X 20 THREAD
UB572	25	230	1500	FASCO	1	1.10	CW	1/4 X 20 THREAD
UB573	25	230	1500	FASCO	1	0.60	CCW	1/4 X 20 THREAD
252	25	230	1550	CENTURY		0.60	CWLE	1/4 X 20 THREAD
253	25	230	1550	CENTURY		0.60	CCWLE	1/4 X 20 THREAD

NOTES	DESCRIPTION
BOLD	Most popular stock item
*	Item only sold in Canada

MOTOR LOCATOR

SELECTION GUIDE

UNIT BEARING - SHADED POLE - CAST IRON MOTORS

STOCK NO	HP/WATTS	VOLTS	RPM	BRAND	SPD	AMPS	ROT	SHAFT DIA & LENGTH
UB574	35	115	1500	FASCO®	1	0.60	CW	1/4 X 20 THREAD
UB575	35	115	1500	FASCO	1	1.40	VV	1/4 X 20 THREAD
254	35	115	1550	CENTURY®		1.40	CWLE	1/4 X 20 THREAD
255	35	115	1550	CENTURY		1.40	CCWLE	1/4 X 20 THREAD
UB576	35	230	1500	FASCO	1	0.70	CW	1/4 X 20 THREAD
UB577	35	230	1500	FASCO	1	0.70	CCW	1/4 X 20 THREAD
256	35	230	1550	CENTURY		0.70	CWLE	1/4 X 20 THREAD
257	35	230	1550	CENTURY		0.70	CCWLE	1/4 X 20 THREAD
UB578	50	115	1500	FASCO	1	0.70	CW	1/4 X 20 THREAD
UB579	50	115	1500	FASCO	1	1.70	CCW	1/4 X 20 THREAD
258	50	115	1500	CENTURY		1.70	CWLE	3/8 X 1-1/2
291	50	115	1500	CENTURY		1.70	CWLE	5/16 X 3
259	50	115	1500	CENTURY		1.70	CCWLE	3/8 X 1-1/2
289	50	115	1500	CENTURY		1.70	CWLE	3/8 X 1-1/2
260	50	230	1500	CENTURY		0.85	CWLE	3/8 X 1-1/2
261	50	230	1500	CENTURY		0.85	CCWLE	3/8 X 1-1/2
276	50	230	1500	CENTURY		0.85	CCWLE	5/16 X 2-1/2
285	50	230	1500	CENTURY		0.85	CWLE	5/16 X 2-1/2
288	50	230	1500	CENTURY		0.85	CWLE	3/8 X 1-1/2
UB580	50	230	1500	FASCO	1	0.85	CW	1/4 X 20 THREAD
UB581	50	230	1500	FASCO	1	0.85	CCW	1/4 X 20 THREAD
290	50	460	1500	CENTURY		0.44	CWLE	3/8 X 1-1/2
9222	50	460	1500	CENTURY		0.44	CWLE	1/4 X 3/8
9200	50	208-230	1500	CENTURY		1.20	CWLE	3/8 X 1-1/4
9221	50	208-230	1500	CENTURY		0.85	CWLE	1/4 X 3/8
298	75	230	1500	CENTURY		1.50	CWLE	3/8 X 1-1/2

UNIT BEARING - SHADED POLE - ALUMINUM MOTORS

STOCK NO	WATTS	VOLTS	RPM	BRAND	SPD	AMPS	ROT	SHAFT DIA & LENGTH
UB550	2	115	1550	FASCO	1	0.22	CW	1/4 X 20 THREAD
UB551	2.3	115	1300	FASCO	1	0.15	CCW	1/4 X 20 THREAD
UB552	2.3	230	1300	FASCO	1	0.08	CW	1/4 X 20 THREAD
UB553	2.3	230	1300	FASCO	1	0.08	CCW	1/4 X 20 THREAD
UB554	4	115	1450	FASCO	1	0.29	CW	1/4 X 20 THREAD
UB555	4	115	1450	FASCO	1	0.29	CCW	1/4 X 20 THREAD
EC4W115	4	115	1550	ELCO®	1	0.36	CCW	2-13/16
EC4W115V835*	4	115	1550	ELCO	1	0.36	CCWSE	
UB556	4	230	1450	FASCO	1	0.14	CW	1/4 X 20 THREAD
UB557	4	230	1450	FASCO	1	0.14	CCW	1/4 X 20 THREAD
EC5W115	5	115	1550	ELCO	1	0.40	CCW	2-13/16
UB582	5	115	1550	FASCO	1	0.34	CW	1/4 X 20 THREAD
UB583	5	115	1550	FASCO	1	0.34	CCW	1/4 X 20 THREAD
EC6W115	6	115	1550	ELCO	1	0.41	CCW	3-1/16
UB558	6	115	1550	FASCO	1	0.36	CW	1/4 X 20 THREAD
UB559	6	115	1550	FASCO	1	0.36	CCW	1/4 X 20 THREAD
UB560	6	230	1550	FASCO	1	0.18	CW	1/4 X 20 THREAD
EC9W115	9	115	1550	ELCO	1	0.58	CCW	3-1/16
EC9W115V834*	9	115	1550	ELCO	1	0.58	CCWSE	
UB562	9	115	1550	FASCO	1	0.53	CW	1/4 X 20 THREAD
UB563	9	115	1550	FASCO	1	0.53	CCW	1/4 X 20 THREAD
EC9W230	9	230	1550	ELCO	1	0.35	CCW	3-1/16
UB564	9	230	1550	FASCO	1	0.27	CW	1/4 X 20 THREAD
UB565	9	230	1550	FASCO	1	0.27	CCW	1/4 X 20 THREAD
EC16W115	16	115	1550	ELCO	1	0.85	CCW	3-5/8
EC16W230	16	230	1550	ELCO	1	0.50	CCW	3-5/8
EC34W115	34	115	1550	ELCO	1	1.60	CCW	4-3/16
EC34W115V1543*	34	115	1550	ELCO	1	1.60	CCWSE	
EC34W230V1542*	34	230	1150	ELCO	1	0.80	CCWSE	
EC34W230	34	230	1550	ELCO	1	0.80	CCW	4-3/16

NOTES	DESCRIPTION
BOLD	Most popular stock item
*	Item only sold in Canada

MOTOR LOCATOR

SELECTION GUIDE

3.3" DIAMETER - ECM MOTORS

STOCK NO	HP	VOLTS	RPM	BRAND	SPD	AMPS	ROT	SHAFT DIA & LENGTH
5100A	1/15	115	1550	MORRILL®	1	1.10	CW	5/16 X 2-5/8
5101A	1/15	115	1550	MORRILL	1	1.10	CCW	5/16 X 2-5/8
5104A	1/15	115	1550	MORRILL	1	1.10	CCW	5/16 X 1
5110A	1/15	115	1550/550	MORRILL	2	1.30	CCW	5/16 X 2-5/8
5111A	1/15	115	1550/800	MORRILL	2	1.10	CW	5/16 X 2-5/8
5200A	1/15	208-230	1550	MORRILL	1	0.63	CW	5/16 X 2-5/8
5201A	1/15	208-230	1550	MORRILL	1	0.63	CCW	5/16 X 2-5/8
5204A	1/15	208-230	1550	MORRILL	1	0.63	CCW	5/16 X 1
5210A	1/15	208-230	1550/800	MORRILL	2	0.63	CCW	5/16 X 2-5/8
5211A	1/15	208-230	1550/800	MORRILL	2	0.63	CW	5/16 X 2-5/8

3.3" DIAMETER - SHADED POLE MOTORS

STOCK NO	HP/WATTS	VOLTS	RPM	BRAND	SPD	AMPS	ROT	SHAFT DIA & LENGTH
D429	9 WATTS	115	1550	FASCO®	1	0.60	CCW	1/3 X 1-1/4
D408	1/150	115	3000	FASCO	1	0.48	CW	1/4 X 1-1/2
D1159	1/130	115	1500	FASCO	1	0.45	CCW	5/16 X 1-1/8
D1155	1/100	115	1085	FASCO	1	0.50	CCW	1/4 X 1
D1160	1/100	115	1480	FASCO	1	0.58	CW	5/16 X 1-1/2
D540	1/100	115	1550	FASCO	1	0.60	CW	1/4 X 2-1/4
D541	1/100	115	1550	FASCO	1	0.60	CCW	1/4 X 2-1/4
D1109	1/100	115	1550	FASCO	1	0.70	CCWSE	1/4 X 1-1/4
D229	1/100	120	3000	FASCO	1	0.60	CCW	1/4 X 3-1/2
D1119	1/90	240	1500	FASCO	1	0.34	CCW	1/4 X 1-1/2
D0636	1/88	115	1320	FASCO	1	0.85	CCW	1/4 X 1-1/4
D200	1/85	115	3000	FASCO	1	0.62	CW	2-3/8 X 1/4 X 3/4
D201	1/85	115	3000	FASCO	1	0.60	CCW	1/4 X 1-3/8
D202	1/85	115	3000	FASCO	1	0.60	CW	1/4 X 2-1/4
D122	1/80	115	1500	FASCO	1	0.60	CW	1/4 X 2-1/4
D123	1/80	115	1500	FASCO	1	0.60	CCW	1/4 X 2-1/4
D637	1/75	115	1550	FASCO	1	0.50	CW	1/4 X 1-1/8
D370	1/75	115	1550	FASCO	1	0.60	CCWSE	1/4 X 2-1/2
D0540	1/75	115	1550	FASCO	1	0.62	CWSE	1/4 X 2-1/2
D120	1/70	115	1500	FASCO	1	0.70	CW	1/4 X 2-1/4
D121	1/70	115	1500	FASCO	1	0.70	CCW	1/4 X 2-1/4
D167	1/70	115	1500	FASCO	1	0.70	CW	1/4 X 3
D169	1/70	115	1500	FASCO	1	0.70	CCW	1/4 X 3
D033	1/70	115	3000	FASCO	1	0.59	CWSE	1/4 X 2-1/2
D616	1/70	115	3000	FASCO	1	0.67	CCWSE	1/4 X 1
D1117	1/65	115	1590	FASCO	1	0.60	CW	5/16 X 2-1/4
D369	1/60	115	900	FASCO	3	1.80	CCWSE	5/16 X 2-1/2
D182	1/60	115	1500	FASCO	1	0.60	CW	5/16 X 2-1/4
D402	1/60	115	3000	FASCO	1	0.75	CW	1/4 X 1-3/4
D403	1/60	115	3000	FASCO	1	0.75	CCW	1/4 X 2-1/4
D609	1/50	115	1500	FASCO	1	0.90	CCW	1/4 X 2-1/4
D603	1/50	115	1500	FASCO	1	0.90	CW	1/4 X 2-3/8
D124	1/50	115	1500	FASCO	1	0.80	CW	1/4 X 2-1/4
D125	1/50	115	1500	FASCO	1	0.80	CCW	1/4 X 2-1/4
D601	1/50	115	1500	FASCO	1	0.90	CCW	1/4 X 2-1/4
D602	1/50	115	1500	FASCO	1	0.90	CW	1/4 X 2-1/4
D418	1/50	115	1500	FASCO	1	1.20	CW	1/4 X 3
D1139	1/50	115	1550	FASCO	3	0.90	CW	2-1/2 X 5/16 X 1-1/8
D1104	1/50	115	1550	FASCO	1	0.90	DS	2-8/9 X 5/16 X 2-8/9
D228	1/50	115	3000	FASCO	1	0.92	CW	1/4 X 2
D1100	1/50	115	1550/900	FASCO	2	1.2/7	CW	5/16 X 2 X 3/8
D633	1/50	120	1400	FASCO	1	0.76	CCW	5/16 X 1-3/8
D624	1/50	230	1550	FASCO	1	0.40	CW	1/4 X 2-1/4
D608	1/50	230	3000	FASCO	1	.64/.53	CW	1/4 X 1-5/16
D632	1/45	120	1625	FASCO	1	1	CW	1/4 X 1-3/8
D127	1/40	115	1500	FASCO	1	1	CCW	5/16 X 2-1/4
D126	1/40	115	1500	FASCO	1	1.10	CW	5/16 X 2-1/4
D131	1/40	115	1500	FASCO	1	1	CCW	5/16 X 2-1/4
D1151	1/40	115	1500	FASCO	1	1.20	CCW	5/16 X 3-1/4
D9623	1/40	115	1500	FASCO	1	1	CW	5/16 X 2-1/2

NOTES	DESCRIPTION
BOLD	Most popular stock item

MOTOR LOCATOR

SELECTION GUIDE

3.3" DIAMETER - SHADED POLE MOTORS

STOCK NO	HP/WATTS	VOLTS	RPM	BRAND	SPD	AMPS	ROT	SHAFT DIA & LENGTH
D106	1/40	115	1550	FASCO®	1	1	CCW	1/4 X 1-3/4
D105	1/40	115	1550	FASCO	1	1	CCW	1/4 X 1-1/2
D130	1/40	115	1550	FASCO	1	1	CW	5/16 X 4-1/8
D0314	1/40	115	1550	FASCO	1	0.90	CWSE	2-3/8 X 5/16 X 2-3/8
D203	1/40	115	3000	FASCO	1	1	CCW	1/4 X 2-1/4
D1192	1/40	115	3000	FASCO	1	0.70	CCW	5/16 X 1-1/2
D0343	1/40	115	1050/1550	FASCO	2	0.6/1.3	CCW	3/8 X 5-1/2
D190	1/40	230	1500	FASCO	1	0.60/0.70	CW	1/4 X 2-2/4
D1167	1/40	208-230	3000	FASCO	1	0.50	CCW	5/16 X 1
D1173	1/35	115	1550	FASCO	1	1.32	CW	5/16 X 2-1/2
D136	1/30	115	1500	FASCO	1	1.30	DS	2 X 5/16 X 2
D181	1/30	115	1500	FASCO	2	1.30/1.00	CCW	5/16 X 2-1/4
D514	1/30	115	1550	FASCO	1	1.30	CW	5/16 X 2-1/4
D515	1/30	115	1550	FASCO	1	1.30	CCW	5/16 X 2-1/4
11	1/30	115	3000	CENTURY®	1	1.10	CWLE	1-1/2 X 1/4 X 1-1/2
D011	1/30	115	3000	FASCO	1	1.30	CWLE	1-1/2 X 1/4 X 1-1/2
D206	1/30	115	3000	FASCO	1	1.20	CW	1/4 X 2-1/4
D209	1/30	115	3000	FASCO	1	1.12	DS	3-1/4 X 1/4 X 3-1/4
D208	1/30	115	3000	FASCO	1	1.10	CW	1/4 X 3
D454	1/30	115	3000	FASCO	1	1.50	CW	1/4 X 1-1/2
D1179	1/30	115	3000	FASCO	1	1.50	CW	5/16 X 2
D1196	1/30	115	3200	FASCO	1	1.50	CCW	5/16 X 2-1/3
D1198	1/30	115	3200	FASCO	1	1.50	CCW	5/16 X 2-1/4
D1190	1/30	115	3300	FASCO	1	1.55	CW	5/16 X 1-3/4
D207	1/30	230	3000	FASCO	1	0.64	DS	2-1/4 X 1/4 X 2-1/4
A085	1/30	230	3000	FASCO	1	0.70	CCW	5/16 X 2-3/8
D1118	1/30	240	1550	FASCO	1	0.60	CW	5/16 X 3-1/2
D455	1/30	115/230	3000	FASCO	1	1.3-7	CCW	1/4 X 3-7/8
D135	1/25	115	1500	FASCO	1	1.70	CCW	5/16 X 2-1/4
D138	1/25	115	1500	FASCO	1	1.65	CW	5/16 X 2-5/8
D332	1/25	115	1550	FASCO	2	1.50	CW	5/16 X 2
D364	1/25	115	1550	FASCO	1	1.80	DS	1-7/8 X 5/16 X 1-7/8
D365	1/25	115	1550	FASCO	1	2	DS	1-7/8 X 5/16 X 1-7/8
D184	1/25	115	1550	FASCO	1	1.20	CW	5/16 X 1-7/8
D0307	1/25	115	1550	FASCO	1	1.15	CWSE	5/16 X 2-1/2
D0030	1/25	115	1550	FASCO	1	1.70	CCWSE	5/16 X 2-1/2
D0534	1/25	115	1550	FASCO	3	1.50	CWSE	5/16 X 2-1/2
D535	1/25	115	1550	FASCO	3	1.50	CCWSE	5/16 X 2-1/2
D210	1/25	115	3000	FASCO	1	1.30	CW	1/4 X 2-1/4
D1193	1/25	115	3000	FASCO	1	1.20	CCW	5/16 X 2-1/3
D1194	1/25	115	3200	FASCO	1	1.75	CW	5/16 X 1-1/3
D0562	1/25	115	1400/1630	FASCO	1	1.8/1.5	CWSE	5/16 X 2-1/2
D636	1/25	230	1500	FASCO	1	0.69	DS	2-1/4 X 5/16 X 2-1/4
D216	1/25	230	3000	FASCO	1	0.65	CW	1/4 X 2-1/4
D1142	1/25	115/230	1200	FASCO	1	1.7-9	CW	5/16 X 2-1/2
D1164	1/25	115/230	1550	FASCO	1	1.30/0.70	CW	5/16 X 2-1/2
D132	1/20	115	1500	FASCO	1	1.80	CW	5/16 X 2-1/4
D133	1/20	115	1500	FASCO	1	1.80	CCW	5/16 X 2-1/4
D134	1/20	115	1500	FASCO	1	1.70	CW	5/16 X 2-1/4
D226	1/20	115	1500	FASCO	1	1.70	CW	5/16 X 2-1/4
D227	1/20	115	1500	FASCO	1	1.80	CCW	5/16 X 2-1/4
D1101	1/20	115	1500	FASCO	1	1.90	CCW	5/16 X 2-1/4
D1120	1/20	115	1500	FASCO	1	2.10	CW	5/16 X 2-1/2
D1152	1/20	115	1500	FASCO	1	2.10	CW	5/16 X 2-3/8
D472	1/20	115	1550	FASCO	1	1.90	CCW	5/16 X 2-5/8
D473	1/20	115	1550	FASCO	1	2	CCW	5/16 X 2-5/8
D1124	1/20	115	1550	FASCO	1	2.10	CWSE	5/16 X 3
D1165	1/20	115	1550	FASCO	1	2	DS	3-1/2 X 5/16 X 3-1/2
D359	1/20	115	1550	FASCO	2	2.20	CW	4 X 5/16 X 4
D1133	1/20	115	1550	FASCO	1	1.70	CW	5/16 X 2-5/8
D0041	1/20	115	1550	FASCO	1	1.60	CCWSE	5/16 X 2-1/2
D1180	1/20	115	3300	FASCO	1	1.50	CW	5/16 X 2-1/8
A142B	1/20	120	3400	FASCO	1	0.70	CW	5/16 X 1-3/4

NOTES	DESCRIPTION
BOLD	Most popular stock item

MOTOR LOCATOR

SELECTION GUIDE

3.3" DIAMETER - SHADED POLE MOTORS

STOCK NO	HP/WATTS	VOLTS	RPM	BRAND	SPD	AMPS	ROT	SHAFT DIA & LENGTH
D188	1/20	230	1500	FASCO®	1	0.90	CW	5/16 X 2-1/4
D189	1/20	230	1500	FASCO	1	0.90	CCW	5/16 X 2-1/4
D1154	1/20	230	1550	FASCO	1	1	CW	5/16 X 2-1/4
D186	1/20	460	1550	FASCO	1	0.50	CW	5/16 X 2-1/3
D419	1/20	115/230	1550	FASCO	1	1.53/0.76	CCWSE	5/16 X 2-1/4
D351	1/20	115/230	1550	FASCO	1	1.52/0.76	CWSE	5/16 X 4-1/2
D1132	1/20	115/230	1550	FASCO	1	1.07/.96	CW	5/16 X 3-1/16
D214	1/20	115/230	3000	FASCO	1	1.70	CW	5/16 X 6-1/2
D215	1/20	115/230	3000	FASCO	1	1.70	CCW	5/16 X 6-1/2
D220	1/20	115/230	3000	FASCO	1	1.70	CW	5/16 X 6-1/2
D1121	1/20	208/230	1550	FASCO	1	1	CW	5/16 X 2-1/2
D0396	1/20	208-230	1450	FASCO	1	0.9/1.0	CCW	5/16 X 2-1/2
D1103	1/20	208-230	1500	FASCO	1	1.15	CCW	5/16 X 2-1/4
D471	1/20	208-230	1550	FASCO	1	1.10	CCW	5/16 X 2-1/2
D417	1/20	208-230	1550	FASCO	1	1.10	CCW	5/16 X 2-1/2
D470	1/20	208-230	1550	FASCO	1	0.94	CW	5/16 X 2-5/8
D653	1/20	230/460	3000/3430	FASCO	1	1.1/0.44	CW	1/4 X 2-1/8
D1158	1/20	115/208-230	1550	FASCO	1	1.4-8	CW	1/3 X 1-2/3
D1189	1/20	115/208-230	1550	FASCO	1	1.4-.76	CW	1/3 X 1-2/3
D213	1/16	115	3000	FASCO	1	2.10	DS	2-3/4 X 1/4 X 2-3/4
AIC1052*	1/15	115	1550	ELCO®	1	2	CWSE	
D238	1/15	115	1550	FASCO	1	2.30	CW	5/16 X 2-5/8
D002	1/15	115	1550	FASCO	1	2.54	CWLE	2 X 5/16 X 2
D0042	1/15	115	1550	FASCO	1	2.18	CWSE	5/16 X 2-1/2
D043	1/15	115	1550	FASCO	1	2.18	CCWSE	5/16 X 2-1/2
D234	1/15	115	1580	FASCO	1	2.20	CW	5/16 X 2-1/4
D0563	1/15	115	1600	FASCO	2	2.20	CCWSE	5/16 X 2-1/2
D109	1/15	120	1600	FASCO	1	2	CW	5/16 X 3
D334	1/15	230	1500	FASCO	1	1.40	CW	5/16 X 3
D211	1/15	230	3000	FASCO	1	1.10	DS	2-1/2 X 1/4 X 2-1/2
D475	1/15	460	1550	FASCO	1	0.50	CCW	5/16 X 2-1/2
D456	1/15	115/230	3000	FASCO	1	2.0/1.0	CW	1/4 X 2-3/4
D457	1/15	115/230	3000	FASCO	1	2.0/1.0	CCW	1/4 X 2-3/4
D0418	1/15	115/230	3000	FASCO	1	2.0/1.0	CCWSE	5/16 X 5
D091	1/15	115/230	3000	FASCO	1	2.0/1.0	CWSE	5/16 X 5
D1126	1/15	208/230	1550	FASCO	1	1.10	CWSE	5/16 X 3
D459	1/15	230/460	3000	FASCO	1	1.2-6	CW	1/4 X 3
D671B	1/15	115/208-230	1550	FASCO	1	1.90/0.84-0.94	CCWSE	5/16 X 2-1/2
D672B	1/15	115/208-230	1550	FASCO	1	1.90/0.84-0.94	CWSE	5/16 X 2-1/2
D1156	1/15	115/208-230	1630/1550	FASCO	1	1.9/1.0	CCW	5/16 X 1-1/2
D0447	1/12	115	1550	FASCO	3	1.32	CWLE	6 X 5/16 X 6
D235	1/12	115	1580	FASCO	1	2.20	CCW	5/16 X 2-1/4
D9487	1/12	230	1500/1300	FASCO	1	1.20/1.30	CW	5/16 X 2-1/8
D1174	1/12	460	3000	FASCO	1	0.60	CW	1/4 X 2-1/2
D1171	1/12	460	3000	FASCO	1	0.60	CCW	1/4 X 2-1/2
D469	1/12	208-230	1550	FASCO	1	1.30	CCW	5/16 X 2-1/8
D1107	1/10	115	1550	FASCO	1	3.20	CCW	5/16 X 1-3/8
D1169	1/10	208-230	3000	FASCO	1	1.5/1.4	CCW	5/16 X 1
D107	1/160-1/120	208-240	600	FASCO	1	0.50	CCW	5/16 X 1
D129	1/125-1/200	115	1500	FASCO	2	0.50/0.30	DS	3-1/4 X 1/4 X 3-1/4
D1162	1/100-1/250	115	1540	FASCO	1	0.60/0.40	REV	5/16 X 1
D205	1/40-1/70	115	3000	FASCO	1	1-.5	DS	3 X 1/4 X 3
D534	1/35-1/110	115	1500	FASCO	2	1.50/0.50	CW	1/4 X 1
D137	1/30-1/65	115	1500	FASCO	2	1.00/0.70	DS	3 X 5/16 X 3
D532	1/30-1/125	115	1550	FASCO	2	1.40/0.90	CW	5/16 X 2-1/2
D1161	1/15-1/25	115	1600	FASCO	2	2.90/2.20	CCW	5/16 X 2
D366	1/14-1/21	115	1500	FASCO	2	2.50/1.50	DS	6-3/8 X 5/16 X 6-3/8
D1138	1/50-1/80-1/140	115	1550	FASCO	3	0.90/0.60/0.50	CW	5/16 X 2-1/2
D1134	1/50-1/65-1/80	115	1500	FASCO	3	1.1-8-.6	CW	1/4 X 1-3/4
D128	1/40-1/50-1/80	115	1500	FASCO	3	1.30/0.90/0.70	DS	4 X 5/16 X 4
D367	1/10-1/15-1/30	115	1550	FASCO	3	2.7-2-1-1.7	DS	5-3/4 X 5/16 X 5-3/4
D3325CW	1/25-1/30-1/40-1/50	115	1550	FASCO	1	1.70	CWSE	5/16 X 2-1/2
D3325CCW	1/25-1/30-1/40-1/50	115	1550	FASCO	1	1.70	CCWSE	5/16 X 2-1/2

NOTES	DESCRIPTION
BOLD	Most popular stock item
*	Item only sold in Canada

MOTOR LOCATOR

SELECTION GUIDE

3.3" DIAMETER - PERMENANT SPLIT CAPACITOR MOTORS

STOCK NO	HP	VOLTS	RPM	BRAND	SPD	AMPS	ROT	SHAFT DIA & LENGTH
D454	1/30	115	3000	FASCO®	1	1.50	CW	1/4 X 1-1/2
D1179	1/30	115	3000	FASCO	1	1.50	CW	5/16 X 2
D1190	1/30	115	3300	FASCO	1	1.55	CW	5/16 X 1-3/4
D1143	1/20	115	1550	FASCO	1	0.90	CCW	5/16 X 2-3/4
D1243	1/20	115	1550	FASCO	1	0.80	CCW	5/16 X 2-3/4
D218	1/20	115	3200	FASCO	1	0.80	REV	5/16 X 2-1/4
D1180	1/20	115	3300	FASCO	1	1.50	CW	5/16 X 2-1/8
D1102	1/20	115/230	1550	FASCO	1	0.75-.4	CW	5/16 X 2-5/8
D1129	1/20	115/230	1550	FASCO	1	0.7/35	CW	5/16 X 1-5/8
D1245	1/20	208-230	1550	FASCO	1	0.30	CCW	5/16 X 2-3/4
D1184	1/16	460	3450	FASCO	1	0.30	CCW	5/16 X 3-1/3
D1182	1/16	208-230	3450	FASCO	1	0.57	CCW	5/16 X 3-1/3
D1122	1/16	208-230	1650/1300	FASCO	1	0.40	CW	5/16 X 1-5/8
D456	1/15	115/230	3000	FASCO	1	2.0/1.0	CW	1/4 X 2-3/4
D457	1/15	115/230	3000	FASCO	1	2.0/1.0	CCW	1/4 X 2-3/4
D1123	1/15	208-230	1550	FASCO	1	5	CCW	5/16 X 2-5/8
D1178	1/15	208-230	3450	FASCO	1	0.45	CW	1/4 X 2-3/4
D1157	1/15	115/208-230	1350/1640	FASCO	1	1.00/0.38/0.66/0.36	CW	1/3 X 3-3/5
D0746	1/12	115	1550/1300	FASCO	2	1.1/0.73	CCW	3/8 X 3-3/8
D1171	1/12	460	3000	FASCO	1	0.60	CCW	1/4 X 2-1/2
D1174	1/12	460	3000	FASCO	1	0.60	CW	1/4 X 2-1/2
D1127	1/12	115/230	1550	FASCO	1	1.1/0.6	REV	5/16 X 3-1/3
D405	1/10	115	3000	FASCO	1	1.40	REV	5/16 X 3-1/4
D410	1/10	115	3000	FASCO	1	1.50	REV	1/4 X 3-3/4
D503	1/10	230	1590	FASCO	1	1	REV	5/16 X 3-3/4
D404	1/10	208-230	3000	FASCO	1	0.80	REV	5/16 X 3-1/4
D1169	1/10	208-230	3000	FASCO	1	1.5/1.4	CCW	5/16 X 1
D412	1/9	230	3000	FASCO	1	0.70	REV	1/4 X 3-3/4
D219	1/8	115	3000	FASCO	1	1.80	REV	5/16 X 2-1/4
D461	1/8	480	3200	FASCO	1	0.32	CCW	5/16 X 3-1/3
D504	1/8	115/230	1550	FASCO	1	1.60/0.80	REV	5/16 X 3-1/2
D0346	1/4	115	1550	FASCO	2	2.90	CCW	3/8 X 5-3/8
D1125	1/20-1/15	208-230	1550	FASCO	1	0.4/0.5	CCWSE	5/16 X 2-5/8
EM1127	1/12-1/20	115/230	1550	CENTURY®	2	1.1/0.60	REV	3 X 5/16
D915	3/4-1/2	460	1075	FASCO	2	2.30/1.70	REV	5/8 X 5-1/2
D1144	1/25-1/35-1/65	115	1200	FASCO	3	1.1-.9-.6	CW	3/8 X 5-3/8
D1141	1/15-1/25-1/35	115	1000	FASCO	3	1.3-1.1-0.9	DS	5-5/8 X 3/8 X 5-5/8
9721	1/12-1/15-1/20	115/208-230	1550	FASCO	1	0.9/0.43/1.1/0.49	REV	5/16 X 3-1/2
D326	1/10-1/20-1/25	115	1550	FASCO	3	2.2-1.8-1.5	DS	5-1/2 X 5/16 X 3
D1140	1/10-1/12-1/15	115	1500	FASCO	3	2.2-2.1-1.7	DS	5-5/8 X 3/8 X 5-5/8

4.0" DIAMETER - PERMANENT SPLIT CAPACITOR MOTORS

STOCK NO	HP	VOLTS	RPM	BRAND	SPD	AMPS	ROT	SHAFT DIA
ECAF1586*	1/16		1550	ELCO®	2	0.94	CWSE	1/2
ECAF1893*	1/15		1550	ELCO	6	0.96	CWSE	1/2
ECAF1616*	1/8		1550	ELCO	2	1.60	CWSE	1/2

4.4" DIAMETER - SHADED POLE MOTORS

STOCK NO	HP	VOLTS	RPM	BRAND	SPD	AMPS	ROT	SHAFT DIA & LENGTH
D333	1/25	115	1550	FASCO	1	1.40	DS	7-1/4 X 3/8 X 7-1/4
D170	1/20	115	1500	FASCO	1	1.70	CW	5/16 X 2-1/4
D1061	1/20	115	1550	FASCO	3	2.0-1.7-1.4	CCW	1/2 X 2-3/4
D484	1/20	115/208-230	1550	FASCO	1	2.2/1.1	CW	3/8 X 3-1/8
D485	1/20	115/208-230	1550	FASCO	1	2.2/1.1	CCW	3/8 X 3-1/8
D1246	1/15	115	1550	FASCO	1	2.30	CCW	3/8 X 1-3/4
D116	1/15	115	1500	FASCO	1	2.40	CW	3/8 X 2-3/8
D312	1/15	115	1500	FASCO	1	2.60	CW	1/2 X 5
D1170	1/15	115	1550	FASCO	1	2.10	CW	3/8 X 2-1/2
D329	1/15	115	1550	FASCO	1	2.50	DS	7-1/2 X 3/8 X 7-1/2
D482	1/15	115/208-230	1550	FASCO	1	3.2/1.6	CW	3/8 X 3-1/8
D483	1/15	115/208-230	1550	FASCO	1	3.2/1.6	CCW	3/8 X 3-1/8

NOTES	DESCRIPTION
BOLD	Most popular stock item
*	Item only sold in Canada

MOTOR LOCATOR

SELECTION GUIDE

4.4" DIAMETER - SHADED POLE MOTORS

STOCK NO	HP	VOLTS	RPM	BRAND	SPD	AMPS	ROT	SHAFT DIA & LENGTH
D377	1/12	115	1500	FASCO®	1	3.10	CCW	3/8 X 2
D310	1/12	115	1500	FASCO	1	4	CW	3/8 X 2
D113	1/12	115/230	1550	FASCO	1	2.5/1.3	CCW	3/8 X 3
D114	1/12	115/230	1550	FASCO	1	2.5/1.3	CW	3/8 X 3
D115	1/12	115/230	1550	FASCO	1	2.5/1.3	CCW	1/2 X 2
D174	1/10	115	1500	FASCO	1	3.50	CW	3/8 X 2-7/8
D112	1/10	115	1500	FASCO	1	3.60	CW	3/8 X 2-5/8
D1039	1/10	115	1610	FASCO	1	3.07	CCW	1/2 X 2-3/8
D480	1/10	115/208-230	1550	FASCO	1	4.5/2.2	CW	3/8 X 3-1/8
D481	1/10	115/208-230	1550	FASCO	1	4.5/2.2	CCW	3/8 X 3-1/8
D1006	1/4	115	1600	FASCO	1	7.20	CW	1/2 X 2-3/4
D118	1/15-1/30	115	1500	FASCO	2	2.4-1.4	CW	3/8 X 2-3/8
D674	1/10-1/15	230	1500	FASCO	2	2.0-1.3	CW	3/8 X 2-1/2
D374	1/8-1/20	115	1500	FASCO	2	4.0-2.5	CW	3/8 X 2-1/2
D339	1/8-1/12	230	1550	FASCO	2	2.0-1.4	DS	6-1/2 X 1/2 X 6-1/2
D119	1/11-1/25-1/70	115	1500	FASCO	3	2.9-1.5-1.0	CCW	1/2 X 2-5/8
D635	1/10-1/20-1/35	230	1550	FASCO	3	1.8-1.3-1.0	DS	10 X 1/2 X 10
D236	1/10-1/15-1/25	115	1550	FASCO	3	3.5-2.4-1.8	DS	7-1/2 X 1/2 X 7-1/2
D336	1/10-1/15-1/25	115	1550	FASCO	3	3.5-2.4-1.8	DS	7-1/2 X 3/8 X 7-1/2
D335	1/20-1/30-1/40-1/60	115	1550	FASCO	4	2.1-1.4-1.2-1.1	DS	8 X 1/2 X 8
D117	1/15-1/25-1/30-1/40	115	1550	FASCO	4	2.5-1.5-1.2-1.0	CCW	1/2 X 7-1/2
D337	1/8-1/10-1/12-1/15	115	1550	FASCO	4	4.1-2.7-2.3-1.9	DS	7-1/2 X 1/2 X 7-1/2
D338	1/6-1/10-1/12-1/15	115	1550	FASCO	4	5.4-3.2-2.5-2.1	DS	7-1/4 X 1/2 X 7-1/4

4.8" DIAMETER - PERMANENT SPLIT CAPACITOR MOTORS

STOCK NO	HP	VOLTS	RPM	BRAND	SPD	AMPS	ROT	SHAFT DIA & LENGTH
ECAF1617*	1/5		1090	ELCO®	2	2.45	CWSE	1/2
ECAF1895*	1/4		1550	ELCO	6	3.80	CWSE	1/2

5" DIAMETER - 42 FRAME - SHADED POLE MOTORS

STOCK NO	HP	VOLTS	RPM	BRAND	SPD	AMPS	ROT	SHAFT DIA & LENGTH
OTC6004	1/20	230	1500	CENTURY®	1	1.10	CCWSE	5/16 X 2-1/2
U6430	1/15	115	1050	CENTURY	1	3.30	CWSE	1/2 X 2-2/3
U6433	1/15	115	1050	CENTURY	1	3.30	CWSE	1/2 X 2-4/5
BLR6407	1/15	115	1050	CENTURY	1	2.80	CCWLE	3/8 X 1-7/8
OTC6001	1/15	230	1500	CENTURY	1	1.30	CCWLE	5/16 X 2-3/4
BL6409	1/12	115	1050	CENTURY	1	7.80	CCWLE	1/2 X 3
RF6402	1/10	115/208-230	1050	CENTURY	1	4.0/2.0	CWSE	3/8 X 2
RF6403	1/10	115/208-230	1050	CENTURY	1	4.0/2.0	CCWSE	3/8 X 2
RF4400	1/10	115/208-230	1050	CENTURY	1	4.0/2.0	CWSE	3/8 X 2
RF4401	1/10	115/208-230	1050	CENTURY	1	4.0/2.0	CCWSE	3/8 X 2
BL6410	1/8	115	1050	CENTURY	1	5.20	CCWLE	1/2 X 5-1/2
BLR6403	1/8	115	1050	CENTURY	1	5.20	CCWLE	1/2 X 5-1/2
ONR6406	1/8	115	1050	CENTURY	1	6	CCWLE	1/2 X 3-7/8
OML6418	1/7	115	1050	CENTURY	1	4.70	CCWLE	1/2 X 3-1/2
BL6407	1/6	115	1000	CENTURY	1	7.80	CCWLE	1/2 X 3
OEV6016	1/6	115	1000	CENTURY	1	7.80	CCWLE	1/2 X 2-1/4
BLR6402	1/6	115	1050	CENTURY	1	5.50	CCWLE	1/2 X 4-1/2
BL6412	1/6	115	1050	CENTURY	1	5.50	CCWLE	1/2 X 3-2/3
BL6413	1/5	115	1050	CENTURY	1	6	CCWLE	1/2 X 5-4/9
OML6433	1/5	115	1050	CENTURY	1	4	CCWLE	1/2 X 5-7/8
OML6435	1/5	115	1050	CENTURY	1	6.60	CCWLE	1/2 X 3-5/8
ONR6026	1/5	115	1050	CENTURY	1	6.50	CCWLE	1/2 X 3-3/4
BL6531	1/4	115	1050	CENTURY	1	8.90	CCWLE	1/2 X 4-1/2
BLR640S	1/4	115	1050	CENTURY	1	9.40	CCWLE	1/2 X 4-1/2
BLR6401	1/4	115	1050	CENTURY	1	12.30	CCWLE	1/2 X 3-1/8
D143	1/30-1/40	115	1050	FASCO	2	1.5/1.0	CCW	1/2 X 1-5/8
BLR6405	1/15-1/25	115	1050	CENTURY	2	3.5-1.8	CCWLE	3/8 X 1-7/8
DBL64062	1/10-1/15	115	1050	CENTURY	2	3.7-2.6	CCWLE	9-3/4 X 1/2 X 9-3/4
BL6424	1/8-1/11	115	1050	CENTURY	2	5	CCWLE	1/2 X 3-7/9
BL6420	1/6-1/9	115	1050	CENTURY	2	5.60	CCWLE	1/2 X 4-2/5

NOTES	DESCRIPTION
BOLD	Most popular stock item
*	Item only sold in Canada

MOTOR LOCATOR

SELECTION GUIDE

5" DIAMETER - 42 FRAME - SHADED POLE MOTORS

STOCK NO	HP	VOLTS	RPM	BRAND	SPD	AMPS	ROT	SHAFT DIA & LENGTH
DCL4421	1/10-1/15-1/25	115	1550	CENTURY®	3	3.50	CCWLE	7-5/16 X 1/2 X 7-5/16
DBL4404	1/10-1/15-1/20	115	1550	CENTURY	3	3.5-1.7-1.4	CCWLE	9-5/16 X 1/2 X 9-5/16
BL6414	1/5-1/8-1/10	115	1050	CENTURY	3	6.5-4.0-3.0	CCWLE	1/2 X 5-1/2
B6415	1/5-1/8-1/10	208-230	1050	CENTURY	3	3.2-2.1-1.5	CCWLE	1/2 X 5-1/2
BLR6404	1/4-1/6-1/8	115	1050	CENTURY	3	8.2-4.3-3.4	CCWLE	1/2 X 4-1/2
7DB6408	1/10-1/15-1/20-1/25	277	1050	CENTURY	4	1.3-.08-.07-.06	CCWLE	9-5/16 X 1/2 X 9-5/16
DB6407	1/10-1/15-1/20-1/25	208-231	1050	CENTURY	4	1.6-0.9-0.8-0.7	CCWLE	9-5/16 X 1/2 X 9-5/16
DBL4410	1/10-1/12-1/20-1/25	115	1550	CENTURY	4	3.5-2.6-1.9-1.6	CCWLE	9-5/16 X 1/2 X 9-5/16
DBL4411	1/10-1/12-1/20-1/25	115	1550	CENTURY	4	3.5-2.6-1.9-1.6	CCWLE	9-5/16 X 1/2 X 9-5/16
DCL4423	1/6-1/10-1/12-1/15	115	1550	CENTURY	4	4.0-2.4-1.9-1.6	CCWLE	8-1/2 X 1/2 X 8-1/2
BL6416	1/5-1/8-1/10-1/15	115	1050	CENTURY	4	7.10	CCWLE	1/2 X 2-2/3
D293	1/10-1/30-1/40-1/45-1/50	115	1050	FASCO®	5	3.6/1.6/1.2/0.8/0.6	DS	10-3/4 X 3/8 X 10-3/4
DBL6409	1/10-1/15-1/20-1/25-1/30	115	1050	CENTURY	5	3.5-2.8-2.2-1.9-1.6	CCWLE	10-5/16 X 1/2 X 10-5/16

5" DIAMETER - 42 FRAME - PERMANENT SPLIT CAPACITOR MOTORS

STOCK NO	HP	VOLTS	RPM	BRAND	SPD	AMPS	ROT	SHAFT DIA & LENGTH
2840	1/30	115	1075	GENTEQ®	3	0.60	CCW/CW	13
D1053	1/30	265	1075	FASCO	3	0.38	CW	1/2 X 7-1/8
D1045	1/30	115-127	1100	FASCO	3	0.53	CW	1/2 X 9
372A	1/25	115	1060	CENTURY	2	.60/.64	CWLE	11 X 1/2 X 11
D0975	1/20	115	1045	FASCO	1	1.13	CCWLE	3/8 X 2-2/7
D0978	1/20	115	1050	FASCO	1	1	CCWLE	3/8 X 3
2S002	1/20	115	1075	GENTEQ	3	1.25	CCW	11
D1049	1/20	265	1075	FASCO	3	1.40	CW	1/2 X 7-1/8
D0610	1/20	115/230	1550	FASCO	1	0.51	REV	3/8 X 3-2/7
D1047	1/20	208-230	1075	FASCO	3	1.60	CW	1/2 X 7-1/8
D1089	1/15	115	850	FASCO	3	1.30	REV	1/2 X 3
D1090	1/15	115	1100	FASCO	3	0.80	CW	10-1/2 X 1/2 X 11-1/2
D1041	1/15	265	1075	FASCO	3	0.60	CW	1/2 X 7-1/8
D09649	1/12	115	1050	FASCO	1	0.97	CCWLE	1/2 X 2-3/4
D1055	1/12	115-127	1375	FASCO	3	1.40	DS	9-1/8 X 1/2 X 9-1/2
D0469	1/12	115/230	1050	FASCO	1	0.60	CCWLE	1/2 X 2-1/2
OEV1006	1/12	208-230	1050	CENTURY	1	0.50	CWLE	1/2 X 2-3/4
89PSC	1/10	115	1050	CENTURY	5	1.62	CWLE	1/2 X 10-3/4 X 10-3/4
D09617	1/10	115	1050	FASCO	1	1.65	CCWLE	1/2 X 4-1/2
2362SX*	1/10	115	1075	FASCO	5	1.80	DS	10-3/4 X 1/2 X 10-3/4
2362	1/10	115	1075	GENTEQ	4	1.70	CW	25
D1005	1/10	460	1075	FASCO	2	0.50	DS	9-5/8 X 1/2 X 9-5/8
D0608	1/10	115/230	1050	FASCO	1	1.15	REV	3/8 X 2-2/7
D0614	1/10	115/230	1550	FASCO	1	0.97	REV	3/8 X 3-2/7
AIC799*	1/8	115	950	FASCO	5	2	CWSE	1/2 X 4-1/2
2S001	1/8	115	950	GENTEQ	3	3.10	CCW	5-1/2
9641	1/8	115	1075	CENTURY	1	2.70	REV	1/2 X 6-1/2
U6520	1/8	115	1075	CENTURY	1	2.60	REV	1/2 X 3
U6521	1/8	115	1075	CENTURY	1	2.60	REV	1/2 X 3
2824	1/8	115	1075	GENTEQ	3	2.50	CCW/CW	9-2/5
492	1/8	230	1550	CENTURY	1	1.10	CWSE	1/2 X 3
D1050	1/8	230	1550	FASCO	1	1.10	CW	1/2 X 3
D264	1/8	230	1550	FASCO	1	1.10	REV	1/2 X 5
OFC1004	1/8	208-230	1500	CENTURY	2	1.30	CCWLE	6-3/4 X 1/2 X 6-3/4
FCM16*	1/6	115	950	FASCO	5	2.60	CWSE	1/2 X 4-1/2
360	1/6	115	1075	CENTURY	1	2.60	CWSE	1/2 X 3
380	1/6	115	1075	CENTURY	1	2.60	CWSE	1/2 X 2-5/7
D260	1/6	115	1075	FASCO	1	2.90	CW	1/2 X 3
OCP0251	1/6	230	1625	CENTURY	1	1.50	CCWSE	1/2 X 3
D1059	1/6	115-127	1450	FASCO	3	2.30	DS	8-3/4 X 1/2 X 9
D1071	1/6	208-230	1100	FASCO	1	0.99	REV	1/2 X 2-1/8
690	1/6	208-230	1110	CENTURY	1	1.03	REV	1/2 X 1-3/4
D0593	1/6	208-230	1550	FASCO	1	1.32	CWLE	1/2 X 3-3/8
2825	1/5	115	1075	GENTEQ	3	3.50	CCW/CW	10
ORV4540	1/5	115	1650	CENTURY	3	2.50	CCWLE	4 X 1/2 X 2-3/5
OMC6517	1/5	208-230	1075	CENTURY	1	1.50	CWLE	1/2 X 3-3/8

NOTES	DESCRIPTION
BOLD	Most popular stock item
*	Item only sold in Canada

MOTOR LOCATOR

SELECTION GUIDE

5" DIAMETER - 42 FRAME - PERMANENT SPLIT CAPACITOR MOTORS

STOCK NO	HP	VOLTS	RPM	BRAND	SPD	AMPS	ROT	SHAFT DIA & LENGTH
OYK6518	1/5	208-230	1075	CENTURY®	1	1.40	CWLE	6-3/8 X 1/2 X 6-3/8
OMC6517*	1/5	208-230	1075	CENTURY	1	1.50	CCWSE	
D1042	1/5	208-230	1075	FASCO®	1	1.20	DS	6-1/2 X 1/2 X 6-1/2
DCA4522	1/5	208-230	1550	CENTURY	3	1.90	CCWLE	6-5/8 X 1/2 X 6-5/8
D1040	1/5	208-240	925	FASCO	3	1.60	CW	1/2 X 8-1/2
D1044	1/4	115	970	FASCO	3	6	CW	1/2 X 8
942	1/4	115	1050	CENTURY	1	6.20	CWSE	1/2 X 3-3/4
ORV4538	1/4	115	1625	CENTURY	2	3.10	CWLE	5-5/7 X 1/2 X 5-5/7
D1016	1/4	230	1100	FASCO	1	2	CW	1/2 X 4-1/8
OYK1028	1/4	208-230	850	CENTURY	1	1.40	CWLE	1/2 X 3-1/8
D1091	1/4	208-230	1075	FASCO	1	2.20	CCW	1/2 X 2-3/4
2828	1/4	208-230	1075	GENTEQ®	3	2.20	CCW/CW	10-1/5
OFC1024	1/4	208-230	1625	CENTURY	2	1.80	CCWLE	7-5/8 X 1/2 X 7-5/8
2829	1/3	115	1075	GENTEQ	3	5.80	CCW/CW	10-1/5
ORV4539	1/3	115	1675	CENTURY	2	3.40	CWLE	1/8 X 1/2 X 3-1/2
D1092	1/3	115	1675/1080	FASCO	2	3.40	DS	8 X 1/2 X 3-1/2
DC4001	1/3	208-230	1625	CENTURY	1	2.30	CCWLE	7-3/16 X 1/2 X 7-3/16
OWW4517	1/3	208-230	1625	CENTURY	1	2.30	CCWLE	7-3/16 X 1/2 X 7-3/16
D1025	1/3	208/230	1625	FASCO	1	2.30	DS	7-1/8 X 1/2 X 7-1/4
D1048	1/2	277	1075	FASCO	3	0.50	CW	1/2 X 7-1/4
OYK1106	1	115	1075	CENTURY	3	12.90	CCWLE	1/2 X 3-1/2
485	1/20-1/35	115	1050	CENTURY	2	.94-.54	REV	1/2 X 2-5/7
D0096	1/15-1/30	115	1050	FASCO	2	1.40	CWLE	3/8 X 2-2/7
D261	1/8-1/5	115	1075	FASCO	2	2.3/1.1	REV	1/2 X 3
DC4522	1/5-1/10	208-230	1550	CENTURY	2	2.80	CCWLE	10-3/16 X 1/2 X 10-3/16
D258	1/5-1/10	208/230	1550	FASCO	2	2.8/1.3	DS	8 X 1/2 X 8
747	1/4-1/8	208-230	1625	CENTURY	2	2.0-0.8	CCWLE	7-7/8 X 1/2 X 7-7/8
D245	1/3-1/5	230	1050	FASCO	2	2.7-1.6	DS	8 X 1/2 X 8
641	1/30-1/60-1/125	115	1075	CENTURY	3	5-.4-3	CWLE	9 X 1/2 X 8-1/2
954	1/30-1/50-1/200	115	1100	CENTURY	3	6-2.2	CCWSE	1/2 X 8-1/2
9643	1/30-1/50-1/200	115	1100	CENTURY	3	6-2.2	REV	1/2 X 8-1/2
952	1/30-1/100-1/200	115	1100	CENTURY	3	.74-.31-22	CWLE	8-1/2 X 1/2 X 9-1/8
D382	1/25-1/40-1/50	115	1550	FASCO	3	0.6/0.4/0.3	DS	6-7/8 X 1/2 X 6-7/8
382	1/25-1/40-1/50	115	1625	CENTURY	3	.73-.49-.37	CWLE	6-5/8 X 1/2 X 6-5/8
9608	1/20-1/75-1/120	115	1100	CENTURY	3	6-.3-.23	REV	1/2 X 9-6/7
D1056	1/20-1/30-1/40	208-230	1100	FASCO	3	.4-.3-.2	CW	1/2 X 3
953	1/15-1/45-1/60	115	1100	CENTURY	3	8-.5-.35	CWLE	10-3/4 X 1/2 X 10-15/16
638	1/10-1/20-1/35	115	1695	CENTURY	3	.87-.7-.5	CWLE	6-1/2 X 1/2 X 6-1/2
950	1/10-1/20-1/35	208-230	1500	CENTURY	3	.7-.5-.4	CWLE	6-1/2 X 1/2 X 6-1/2
9652	1/10-1/20-1/35	208-230	1500	CENTURY	3	.7-.5-.4	CCWLE	9-3/4 X 1/2 X 9-3/4
9710	1/10-1/20-1/30	208-230	1625	CENTURY	3	.84-.37-.25	REV	1/2 X 5-3/4
9708	1/10-1/15-1/30	115	1625	CENTURY	3	2.1-1.0-.63	REV	1/2 X 5-3/4
381	1/10-1/15-1/20	208-230	1075	CENTURY	3	.81-.56-.44	CWLE	10-11/16 X 1/2 X 10-11/16
D277	1/10-1/12-1/20	277	1050	FASCO	3	0.7/0.5/0.4	DS	8-1/2 X 1/2 X 8-1/2
DBL4500V1	1/10-1/12-1/15	115	1625	CENTURY	3	1.3-1.0-.7	CCWLE	9-5/16 X 1/2 X 9-5/16
9711	1/10-1/12-1/15	230	1075	CENTURY	3	.7-.48-.36	REV	1/2 X 5-3/4
945	1/8-1/20-1/30	115	1500	CENTURY	3	1.2-.7-.4	CWLE	9 X 1/2 X 9
945A	1/8-1/20-1/30	115	1500	CENTURY	3	1.2-0.7-0.4	CCWLE	9-3/4 X 1/2 X 9-3/4
9644	1/8-1/12-1/14	115	1075	CENTURY	3	2.2-1.6-1.3	REV	1/2 X 6-1/2
596	1/8-1/12-1/14	277	1075	CENTURY	3	.83-.59-.49	CCWLE	9 X 1/2 X 9
595	1/8-1/12-1/14	277	1075	CENTURY	3	.83-.59-.49	REV	1/2 X 6-1/2
DBL6503	1/8-1/10-1/15	115	1075	CENTURY	3	2.4-1.4-.92	CCWLE	9-3/4 X 1/2 X 9-3/4
D0098	1/8-1/10-1/12	115	1050	FASCO	3	2.5-1.8-1.6	CCWLE	1/2 X 3-3/4
9722	1/8-1/10-1/12	208-230	1075	CENTURY	1	0.90	REV	1/2 X 3
OPV747	1/7-1/11-1/25	115	1500/1300/1050	CENTURY	3	2.5/2.1/1.6	CCWLE-CWSE	1/2 X 2-1/2
9715	1/6-1/8-1/12	115	1075	CENTURY	3	3.1-2.0-1.4	REV	1/2 X 5-3/4
9714	1/6-1/8-1/12	115	1625	CENTURY	3	2.4-1.7-1.1	REV	1/2 X 5-3/4
D247	1/6-1/8-1/12	230	1550	FASCO	3	1.0/0.7/0.5	DS	8 X 1/2 X 8
955	1/6-1/12-1/20	115	1500	CENTURY	3	2.0-1.1-1.7	CWLE	10-3/8 X 1/2 X 10-3/8
OPV748	1/6-1/12-1/20	115	1550/1300/1050	CENTURY	3	2.1/1.9/1.4	CCWLE-CWSE	1/2 X 2-3/5
D354	1/6-1/10-1/20	115	1050	FASCO	3	2.8/1.8/1.0	DS	8-1/2 X 1/2 X 8-1/2
670A	1/6-1/10-1/20	115	1075	CENTURY	3	2.7-1.6-1.0	CWLE	9-1/4 X 1/2 X 9-1/4
BL6505	1/5-1/8-1/10	115	1075	CENTURY	3	3.2-2.1-1.7	REV	1/2 X 5-1/2
BL6505V1	1/5-1/8-1/10	115	1075	CENTURY	3	3.2-2.1-1.7	REV	1/2 X 5-1/2

NOTES	DESCRIPTION
BOLD	Most popular stock item
*	Item only sold in Canada

MOTOR LOCATOR

SELECTION GUIDE

5" DIAMETER - 42 FRAME - PERMANENT SPLIT CAPACITOR MOTORS

STOCK NO	HP	VOLTS	RPM	BRAND	SPD	AMPS	ROT	SHAFT DIA & LENGTH
B6507	1/5-1/8-1/10	230	1075	CENTURY®	3	1.3-9-.7	REV	1/2 X 5-1/2
467A	1/5-1/8-1/10	208-230	1625	CENTURY	3	1.0-.76-.61	CCWLE	9-5/8 X 1/2 X 9-5/8
DB4505	1/5-1/10-1/20	230	1500	CENTURY	3	1.50	CCWLE	9-5/16 X 1/2 X 9-5/16
642	1/4-1/8-1/20	277	1475	CENTURY	3	1.1-1.0-0.7	CWLE	8 X 1/2 X 8
DBL6524	1/4-1/6-1/10	115	1050	CENTURY	3	5.60	CCWLE	1/2 X 10 X 10
9716	1/4-1/6-1/10	115	1625	CENTURY	3	4.0-2.3-1.5	REV	1/2 X 5-3/4
D150	1/4-1/5-1/6	115	1050	FASCO®	3	4.1/3.2/2.5	REV	1/2 X 6
BL6519V1	1/4-1/5-1/6	115	1075	CENTURY	3	4.7-3.7-3.1	REV	1/2 X 4-2/3
BL6519	1/4-1/5-1/6	115	1075	CENTURY	3	4.70	REV	1/2 X 4-2/3
D151	1/4-1/5-1/6	230	1050	FASCO	3	1.7/1.2/1.0	REV	1/2 X 6
B6520	1/4-1/5-1/6	230	1075	CENTURY	3	2	REV	1/2 X 4-2/3
9723	1/4-1/5-1/6	208-230	1075	CENTURY	1	2	REV	1/2 X 3
9724	1/4-1/5-1/6	208-230	1625	CENTURY	1	1.60	REV	1/2 X 3
BL6530	1/3-1/4-1/6	115	1075	CENTURY	3	6.3-3.6-2.5	REV	1/2 X 4-2/3
390	1/1-1/5-1/7	115	1050	CENTURY	3	3.7-3.1-2.4	REV	1/2 X 6
9717	1/1-1/5-1/7	115	1075	CENTURY	3	4.8-3.1-2.2	REV	1/2 X 5-3/4
391	1/1-1/5-1/7	208-230	1050	CENTURY	3	1.5-1.2-1.0	REV	1/2 X 6
546	1/20-1/30-1/50-1/75	115	1075	CENTURY	4	.78-.55-.36-.27	CWLE	10-11/16 X 1/2 X 10-11/16
452B	1/20-1/25-1/35-1/50	115	1075	CENTURY	4	.80-.62-.45-.38	CWLE	10-3/4 X 3/8 X 10-3/4
452A	1/20-1/25-1/35-1/50	115	1075	CENTURY	4	.80-.62-.45-.38	CWLE	9-3/4 X 1/2 X 9-3/4
9474	1/15-1/20-1/25-1/35	115	1075	CENTURY	4	1.2-.8-.7-.6	CCWLE	11 X 1/2 X 11
D290	1/10-1/15-1/25-1/40	115	1050	FASCO	4	2.2/1.4/1.0/0.7	REV	1/2 X 8-1/2
D291	1/10-1/15-1/25-1/40	115	1050	FASCO	4	2.2/1.4/1.0/0.7	DS	10-3/4 X 1/2 X 10-3/4
362A	1/10-1/15-1/25-1/35	115	1075	CENTURY	4	1.7-1.3-.85-.62	CWLE	10-11/16 X 1/2 X 10-11/16
D292	1/10-1/15-1/25-1/35	208/230	1050	FASCO	4	1.0/0.7/0.4/0.3	DS	10-3/4 X 1/2 X 10-3/4
DB6502V1	1/10-1/15-1/20-1/25	208-230	1075	CENTURY	4	0.7-0.5-0.4-0.3	CCWLE	9-5/16 X 1/2 X 9-5/16
DBL6501	1/10-1/12-1/15-1/20	115	1075	CENTURY	4	1.7-1.6-0.9-.08	CCWLE	10-5/16 X 1/2 X 10-5/16
DBL6501V1	1/10-1/12-1/15-1/20	115	1075	CENTURY	4	1.7-1.6-0.9-.08	CCWLE	9-5/16 X 1/2 X 9-5/16
9408	1/8-1/10-1/15-1/20	115	1550	CENTURY	4	2.1-1.6-1.3-.9	CWLE	10-3/8 X 1/2 X 10-3/8
D347	1/8-1/10-1/15-1/20	115	1550	FASCO	4	2.3/1.6/1.2/0.7	DS	10-1/2 X 1/2 X 10-1/2
9476A	1/6-1/8-1/10-1/15	115	1625	CENTURY	4	2.2-1.6-1.1-0.9	CCWLE	9-3/4 X 1/2 X 9-3/4
748	1/6-1/8-1/10-1/12	120	1550	CENTURY	4	3.7-1.9-1.7-1.4	CCWLE	8-1/8 X 1/2 X 8-1/8
D221	1/6-1/8-1/10-1/12	120	1550	FASCO	4	3.2/1.7/1.3/1.1	DS	8 X 1/2 X 8
DBL6524V1	1/4-1/6-1/8-1/10	115	1075	CENTURY	4	4.1-2.7-2.2-1.8	CCWLE	8-1/2 X 1/2 X 8-1/2
9442	1/4-1/5-1/6-1/8	277	1050	CENTURY	4	1.5-1.2-1.0-0.8	REV	1/2 X 6
D152	1/4-1/5-1/6-1/8	277	1050	FASCO	4	1.6/1.1/0.9/0.7	REV	1/2 X 6
D294	1/10-1/20-1/25-1/35-1/50	115	1050	FASCO	5	1.3/1.0/0.7/0.6/0.5	DS	10-3/4 X 3/8 X 10-3/4
799	1/8-1/10-1/15-1/20-1/30	115	1000	CENTURY	5	2.6-2.1-1.8-1.0-0.7	CWSE	1/2 X 5

5.6" DIAMETER - 48 FRAME - ECM MOTORS

STOCK NO	HP	VOLTS	RPM	BRAND	SPD	AMPS	ROT	SHAFT DIA & LENGTH
6301	1/5	208-230	1100/850	GENTEQ®	2	2.80	REV	1/2 X 3
6103E	1/3	115	1075	GENTEQ	5	4.80	REV	1/2 X 5
5R007	1/3	230	1075	GENTEQ	1	2.6-3.5	CCW	1/2 X 5
6503V	1/3	120/240	1050	GENTEQ	Variable	5.0/2.8	REV	1/2 X 5
6203E	1/3	208-230	1075	GENTEQ	5	2.80	REV	1/2 X 5
6303R	1/3	208-230	850/1100	GENTEQ	2	3.50	REV	1/2 X 5-1/2
6303	1/3	208-230	1100/850	GENTEQ	2	3.50	REV	1/2 X 3
6703	1/3	208-230/277	600-1200	GENTEQ	5	2.80	REV	1/2 X 4
6105E	1/2	115	1075	GENTEQ	5	6.80	REV	1/2 X 5
6405	1/2	460	600-1200	GENTEQ	5	2.10	REV	1/2 X 4
6505V	1/2	120/240	1050	GENTEQ	Variable	7.7/4.3	REV	1/2 X 5
6205E	1/2	208-230	1075	GENTEQ	5	4.10	REV	1/2 X 5
6705	1/2	208-230/277	600-1200	GENTEQ	5	4.10	REV	1/2 X 4
6107E	3/4	115	1075	GENTEQ	5	8.40	REV	1/2 X 5
6407	3/4	460	600-1200	GENTEQ	5	3.20	REV	1/2 X 4
6507V	3/4	120/240	1050	GENTEQ	Variable	10.1/6.1	REV	1/2 X 5
6207E	3/4	208-230	1075	GENTEQ	5	6	REV	1/2 X 5
6007DS	3/4	115/208-230	1070	GENTEQ	5	11.0/6.7	REV	1/2 X 6-3/4
6707	3/4	208-230/277	600-1200	GENTEQ	5	6	REV	1/2 X 4
6110E	1	115	1075	GENTEQ	5	10.90	REV	1/2 X 5
6410	1	460	600-1200	GENTEQ	5	4	REV	1/2 X 4

NOTES	DESCRIPTION
BOLD	Most popular stock item

MOTOR LOCATOR

SELECTION GUIDE

5.6" DIAMETER - 48 FRAME - ECM MOTORS

STOCK NO	HP	VOLTS	RPM	BRAND	SPD	AMPS	ROT	SHAFT DIA & LENGTH
6510V	1	120/240	1050	GENTEQ®	Variable	12.8/7.4	REV	1/2 X 5
6210E	1	208-230	1075	GENTEQ	5	7.60	REV	1/2 X 5
6710	1	208-230/277	600-1200	GENTEQ	5	7.60	REV	1/2 X 4
6005	1/2 (1/2,1/3,1/4,1/5)	115/230	1075	GENTEQ	5	6.7/4.0	REV	1/2 X 5
6010	1 (1,3/4,1/2)	115/230	1075	GENTEQ	5	11.0/6.7	REV	1/2 X 5

5.6" DIAMETER - 48 FRAME - PERMANENT SPLIT CAPACITOR MOTORS

STOCK NO	HP	VOLTS	RPM	BRAND	SPD	AMPS	ROT	SHAFT DIA & LENGTH
FC1086F	.8	200-230/460	1075	CENTURY®	1	4.6/2.3	REV	1/2 X 3-1/2
FC1086AF	.8	200-230/460	1075	CENTURY	1	4.6/2.3	REV	5/8 X 3-1/2
FC1066AF	.6	200-230/460	1075	CENTURY	1	4.0/2.0	REV	5/8 X 3-3/4
FC1066F	.6	200-230/460	1075	CENTURY	1	4.0/2.0	REV	1/2 X 3-3/4
FC1046F	.4	200-230/460	1075	CENTURY	1	3.2/1.6	REV	1/2 X 3-1/2
RAL10156	1/15	115	1075	CENTURY	3	0.63	CCWLE	1/2 X 6 X 6
992A	1/12	208-230	1075	CENTURY	1	4.20	REV	1/2 X 2-3/4
182A	1/10	208-230	1075	CENTURY	1	0.70	REV	1/2 X 6
OCA10106	1/10	208-230	1100	CENTURY	1	0.70	CWLE	1/2 X 2-1/8
0547A	1/8	115	700	CENTURY	1	2.10	CWLE	1/2 X 2-1/8
D827	1/8	115	700	FASCO®	1	2.50	CCW	1/2 X 2
680A	1/8	115	775	CENTURY	3	1.50	CCWLE	11-1/2 X 1/2 X 11-1/2
FSP4006S	1/8	115	1050	CENTURY	1	2.40	CCWLE	1/2 X 5-7/16
RAL1006	1/8	115	1075	CENTURY	3	2	CCWLE	1/2 X 8-1/4 X 8
OBG2004	1/8	115	1725	CENTURY	1	3.10	REV	1/2 X 5/8
OTR1004	1/8	200-230	1650	CENTURY	1	.7-9	CCWLE	1/2 X 1-1/2
ORM1008	1/8	208-230	825	CENTURY	1	0.70	REV	1/2 X 4-7/8
D832	1/8	208-230	825	FASCO	1	1.10	REV	1/2 X 4-3/4
D799	1/8	208-230	825	FASCO	1	0.90	REV	1/2 X 6
FE1008SF	1/8	208-230	825	CENTURY	1	1	REV	1/2 X 6-1/2
D919	1/8	208-230	1075	FASCO	1	0.90	REV	1/2 X 6-1/2
D847	1/8	208-230	1125	FASCO	1	0.90	CCW	1/2 X 3-1/2
D895	1/8	208-230	1650	FASCO	1	0.80	CW	1/2 X 1-1/2
9704	1/8	115/208-230	1550	CENTURY	1	2.7/1.2-1.4	CCWLE	1/2 X 4-1/2
UH1016	1/6	115	1075	CENTURY	1	2.20	REV	1/2 X 3-1/4
UH1016NB	1/6	115	1075	CENTURY	1	2.20	REV	1/2 X 3-3/4
UH1016NBV1	1/6	115	1075	CENTURY	1	2.20	REV	1/2 X 3-3/4
UH1016V1	1/6	115	1075	CENTURY	1	2.20	REV	1/2 X 5-1/2
136A	1/6	115	1075	CENTURY	2	2.40	REV	1/2 X 5-1/2
RAL1016	1/6	115	1075	CENTURY	3	2.20	CCWLE	1/2 x 8-1/8 X 8
DSB1016	1/6	115	1075	CENTURY	3	3.10	CCWLE	1/2 X 7-1/2 X 7-1/2
9647	1/6	115	1075	CENTURY	3	2.70	REV	1/2 X 5-1/2
FDL1016	1/6	115	1075	CENTURY	3	2.50	REV	1/2 X 6-1/2
UHM16B*	1/6	115	1075	CENTURY	1	4.50	REV	
DSB1016R	1/6	115	1625	CENTURY	2	2.40	REV	1/2 X 7-1/2 X 7-1/2
D736	1/6	115	1625	FASCO	1	2	REV	1/2 X 3-1/4
9431A	1/6	277	1075	CENTURY	3	0.78	REV	1/2 X 5-1/4
7FD1016	1/6	277	1075	CENTURY	3	8	REV	1/2 X 6
FE1018SF	1/6	208-230	825	CENTURY	1	1.10	REV	1/2 X 6-1/2
EM3403F	1/6	208-230	825	CENTURY	1	1.0-1.1	REV	1/2 X 6
D793	1/6	208-230	825	FASCO	1	1	REV	1/2 X 6
D798	1/6	208-230	825	FASCO	1	1.30	REV	1/2 X 6
RA1016	1/6	208-230	1075	CENTURY	3	0.96	CCWLE	1/2 X 2-1/4 X 8
FS1016	1/6	208-230	1075	CENTURY	2	0.90	REV	1/2 X 6-1/2
FE1016SF	1/6	208-230	1075	CENTURY	1	1.40	REV	1/2 X 6-1/2
OGD1016	1/6	208-230	1075	CENTURY	1	1	CCWLE	1/2 X 3-3/4
ORM1016V1	1/6	208-230	1075	CENTURY	1	.8-9	CCWLE	1/2 X 3-3/4
EM3727F	1/6	208-230	1075	CENTURY	1	1.0-1.1	REV	1/2 X 6
D917	1/6	208-230	1075	FASCO	1	1	REV	1/2 X 6-1/2
C720A	1/6	208-230	1140	CENTURY	1	0.9/1.1	REV	5/8 X 3
OCA1014	1/6	208-230	1500	CENTURY	1	0.90	CWLE	1/2 X 2-1/8
174A	1/6	208-230	1625	CENTURY	1	1	REV	1/2 X 2-1/2
494B	1/6	115/208-230	1050	CENTURY	1	3.3-1.5-1.7	CWSE	1/2 X 4
730A	1/6	115/208-230	1140	CENTURY	1	2.1-1.1	REV	1/2 X 5

NOTES	DESCRIPTION
BOLD	Most popular stock item
*	Item only sold in Canada

MOTOR LOCATOR

SELECTION GUIDE

5.6" DIAMETER - 48 FRAME - PERMANENT SPLIT CAPACITOR MOTORS

STOCK NO	HP	VOLTS	RPM	BRAND	SPD	AMPS	ROT	SHAFT DIA & LENGTH
D794	1/5	208-230	825	FASCO®	1	1.30	REV	1/2 X 6
OCA10206A	1/5	208-230	1050	CENTURY®	2	1.30	REV	1/2 X 5/16
OHS10206	1/5	208-230	1075	CENTURY	1	1.3-1.4	CWLE	1/2 X 3
ORM10206V1	1/5	208-230	1075	CENTURY	1	1.40	REV	1/2 X 4-1/4
D743	1/5	208-230	1075	FASCO	1	1.20	REV	1/2 X 6
D906	1/5	208-230	1075	FASCO	1	1.20	REV	1/2 X 6-1/2
D2840	1/5	208-230	1075	FASCO	1	1.30	CW	1/2 X 4-1/8
D829	1/4	115	825	FASCO	1	3.80	REV	1/2 X 2
566A	1/4	115	1075	CENTURY	1	3.30	CCWLE	1/2 X 5-1/2
UH1026	1/4	115	1075	CENTURY	1	4.90	REV	1/2 X 2-1/2
UH1026NB	1/4	115	1075	CENTURY	1	4.90	REV	1/2 X 3
UH1026V1	1/4	115	1075	CENTURY	1	4.90	REV	1/2 X 5-1/2
DSB1026	1/4	115	1075	CENTURY	2	4.40	CCWLE	1/2 X 7-1/2 X 7-1/2
9618A	1/4	115	1075	CENTURY	1	3	CWLE	1/2 X 2-1/8
FML1026	1/4	115	1075	CENTURY	3	3.50	REV	1/2 X 6
752A	1/4	115	1075	CENTURY	4	3.90	REV	1/2 X 5-1/2
DLR1026S	1/4	115	1075	CENTURY	1	3.60	CCWLE	1/2 X 3
FDL1026	1/4	115	1075	CENTURY	3	3.20	REV	1/2 X 6-1/2
DLR1026	1/4	115	1075	CENTURY	3	3.50	REV	1/2 X 5-1/2
DL1026	1/4	115	1075	CENTURY	3	3.50	REV	1/2 X 4-1/2
UHM14B*	1/4	115	1075	CENTURY	1	6.80	REV	
EM3583	1/4	115	1075	CENTURY	3	4.2-2.4-2.0	REV	1/2 X 4
486A	1/4	115	1100	CENTURY	2	3.20	REV	1/2 X 3
C059A	1/4	115	1100	CENTURY	2	3.41	REV	1/2 X 3
DSB1024	1/4	115	1625	CENTURY	2	2.40	CCWLE	1/2 X 7-1/2 X 7-1/2
661A	1/4	115	1625	CENTURY	3	3	CCWLE	1/2 X 8-1/2 X 8-1/2
RAL1024	1/4	115	1625	CENTURY	3	3.40	CCWLE	1/2 X 7-5/8 X 8
FDL1024	1/4	115	1625	CENTURY	3	3	REV	1/2 X 6-1/2
OCC1026A	1/4	230	1075	CENTURY	1	2.10	CCWLE	1/2 X 3-1/4
DSB1024H	1/4	230	1625	CENTURY	2	1.30	CCWLE	1/2 X 7-1/2 X 7-1/2
OTC1862	1/4	230	1625	CENTURY	1	1.90	CWLE	1/2 X 2-3/4
OTY1024	1/4	230	1625	CENTURY	1	1.90	CCWLE	1/2 X 3
9432A	1/4	277	1075	CENTURY	3	1.20	REV	1/2 X 5-1/2
7FD1026	1/4	277	1075	CENTURY	3	1.30	REV	1/2 X 6-1/2
FEH1028S	1/4	460	850	CENTURY	1	0.75	REV	1/2 X 6
788A	1/4	460	1075	CENTURY	1	0.75	REV	1/2 X 6
FEH1026SF	1/4	460	1075	CENTURY	1	1	REV	1/2 X 6-1/2
FEH1026SU	1/4	460	1075	CENTURY	1	0.90	REV	1/2 X 6-1/2
D913	1/4	460	1075	FASCO	1	1.10	REV	1/2 X 6-3/8
782A	1/4	460	1625	CENTURY	2	0.74	REV	1/2 X 6
BDH1024	1/4	460	1625	CENTURY	2	0.90	REV	1/2 X 6-1/2
FH1024	1/4	460	1625	CENTURY	2	0.90	REV	1/2 X 6-1/2
OTC1864	1/4	460	1625	CENTURY	1	0.80/0.95	CWLE	1/2 X 2-3/4
C045A	1/4	115/230	1100	CENTURY	1	4.0/2.0	REV	1/2 X 3-1/4
C042A	1/4	115/230	1700	CENTURY	1	3.4/1.7	REV	1/2 X 3-1/8
767A	1/4	115/230	1725	CENTURY	1	3.0/1.6	REV	1/2 X 5
9451A	1/4	115/230	1725	CENTURY	1	3.6/1.8	CCWLE	1/2 X 3-1/4
OTR1028	1/4	200-230	825	CENTURY	1	1.4-1.5	CCWLE	1/2 X 2-1/2
FE1028SF	1/4	208-230	825	CENTURY	1	1.50	REV	1/2 X 6-1/2
EM3404F	1/4	208-230	825	CENTURY	1	1.3-1.4	REV	1/2 X 6
FE1028SU	1/4	208-230	825	CENTURY	1	1.20	REV	1/2 X 6-1/2
D934	1/4	208-230	825	FASCO	1	1.70	REV	1/2 X 6
D792	1/4	208-230	825	FASCO	1	1.80	REV	1/2 X 6
D797	1/4	208-230	825	FASCO	1	1.60	REV	1/2 X 6
UHH1026	1/4	208-230	1075	CENTURY	1	1.80	REV	1/2 X 5-1/2
RA1026	1/4	208-230	1075	CENTURY	3	1.50	CCWLE	1/2 X 7-7/8 X 8
FM1026	1/4	208-230	1075	CENTURY	3	1.40	REV	1/2 X 6
FD1026	1/4	208-230	1075	CENTURY	3	1.50	REV	1/2 X 6-1/2
D1026	1/4	208-230	1075	CENTURY	3	1.80	REV	1/2 X 4-1/2
F1026S	1/4	208-230	1075	CENTURY	1	1.40	REV	1/2 X 6-1/2
F1026	1/4	208-230	1075	CENTURY	2	1.40	REV	1/2 X 6-1/2
FE1026SF	1/4	208-230	1075	CENTURY	1	2	REV	1/2 X 6-1/2
FE1026	1/4	208-230	1075	CENTURY	2	1.30	REV	1/2 X 6

NOTES	DESCRIPTION
BOLD	Most popular stock item
*	Item only sold in Canada

MOTOR LOCATOR

SELECTION GUIDE

5.6" DIAMETER - 48 FRAME - PERMANENT SPLIT CAPACITOR MOTORS

STOCK NO	HP	VOLTS	RPM	BRAND	SPD	AMPS	ROT	SHAFT DIA & LENGTH
OCB1026A	1/4	208-230	1075	CENTURY®	2	2.20	REV	1/2 X 4-5/16
OGD1026	1/4	208-230	1075	CENTURY	1	1.50	CCWLE	1/2 X 3-1/4
FE1026SC	1/4	208-230	1075	CENTURY	1	1.75	REV	1/2 X 5-1/2
EM3584	1/4	208-230	1075	CENTURY	3	2.0-1.1-0.9	REV	1/2 X 4
EM3728F	1/4	208-230	1075	CENTURY	1	1.8-2.0	REV	1/2 X 6
FE1026SU	1/4	208-230	1075	CENTURY	1	1.90	REV	1/2 X 6-1/2
D742	1/4	208-230	1075	FASCO®	1	2.10	REV	1/2 X 6
D7749	1/4	208-230	1075	FASCO	1	1.70	REV	1/2 X 6-1/2
D7909	1/4	208-230	1075	FASCO	1	1.80	REV	1/2 X 6-1/2
D909	1/4	208-230	1075	FASCO	1	1.80	REV	1/2 X 6-1/2
C722A	1/4	208-230	1140	CENTURY	1	1.3-1.6	REV	5/8 X 3
RA1024	1/4	208-230	1625	CENTURY	3	1.90	CCWLE	1/2 X 7-5/8 X 8
FS1024S	1/4	208-230	1625	CENTURY	1	1.40	REV	1/2 X 5
FSE1024	1/4	208-230	1625	CENTURY	2	1.70	REV	1/2 X 6
D783	1/4	208-230	1625	FASCO	1	1.50	REV	1/2 X 6
C721A	1/4	208-230	1725	CENTURY	1	1.2/1.4	REV	5/8 X 2-1/2
731A	1/4	115/208-230	1140	CENTURY	1	3.1/1.6	REV	1/2 X 5
9700	1/4	115/208-230	1550	CENTURY	1	4.9/2.5-2.5	CCWLE	1/2 X 4-1/2
OKT1026	1/4	115/208-230	1075/900	CENTURY	1	3.0/1.5	CCWLE	1/2 X 2-1/2
OAN470	1/4	460/380-415	3200	CENTURY	1	0.90	CCWLE	3-1/4 X 1/2
OKB1038	1/3	115	825	CENTURY	1	4.80	CCWLE	1/2 X 2-9/16
FL1038	1/3	115	825	CENTURY	1	4.80	REV	1/2 X 6-1/2
D795	1/3	115	825	FASCO	1	6.10	REV	1/2 X 6
UH1036	1/3	115	1075	CENTURY	1	5.30	REV	1/2 X 3
UH1036V1	1/3	115	1075	CENTURY	1	5.30	REV	1/2 X 5-1/2
OLE1036A	1/3	115	1075	CENTURY	4	6	CCWLE	1/2 X 5-1/8
RAL1036	1/3	115	1075	CENTURY	3	5	CCWLE	1/2 X 8 X 8
FML1036	1/3	115	1075	CENTURY	3	6	REV	1/2 X 6
753A	1/3	115	1075	CENTURY	4	5.60	REV	1/2 X 5-1/2
FDL1036	1/3	115	1075	CENTURY	3	4.20	REV	1/2 X 6-1/2
DLR10236	1/3	115	1075	CENTURY	3	4.90	REV	1/2 X 5-1/2
148A	1/3	115	1075	CENTURY	3	5.30	REV	1/2 X 5-1/2
DL1036	1/3	115	1075	CENTURY	3	4.90	REV	1/2 X 4-1/2
UHM13B*	1/3	115	1075	CENTURY	1	8.80	REV	
EM3585	1/3	115	1075	CENTURY	3	5.5-3.0-2.0	REV	1/2 X 4
UH1036NB	1/3	115	1100	CENTURY	2	4.3-1.8	REV	1/2 X 5-1/2
647A	1/3	115	1100	CENTURY	2	4.70	REV	1/2 X 3
RAL1034	1/3	115	1625	CENTURY	3	4	CCWLE	1/2 X 7-3/8 X 8
FDL1034	1/3	115	1625	CENTURY	3	4	REV	1/2 X 6-1/2
OLE1038V1	1/3	230	825	CENTURY	1	2.10	CCWLE	1/2 X 3-1/2
OAS40056	1/3	230	1075	CENTURY	1	3.40	CCWLE	1/2 X 3-3/4
UHH1036NB	1/3	230	1100	CENTURY	2	1.7-1.1	REV	1/2 X 5-1/2
9433A	1/3	277	1075	CENTURY	3	1.90	REV	1/2 X 5-1/2
7FD1036	1/3	277	1075	CENTURY	3	1.90	REV	1/2 X 6-1/2
786A	1/3	460	825	CENTURY	1	1.10	REV	1/2 X 6
FH1038	1/3	460	825	CENTURY	1	0.90	REV	1/2 X 6-1/2
D960	1/3	460	825	FASCO	1	1.30	REV	1/2 X 6
436A	1/3	460	1075	CENTURY	1	1	REV	1/2 X 6-1/2
789A	1/3	460	1075	CENTURY	1	1	REV	1/2 X 6
FEH1036SF	1/3	460	1075	CENTURY	1	1.30	REV	1/2 X 6-1/2
FEH1036SU	1/3	460	1075	CENTURY	1	1.20	REV	1/2 X 6-1/2
OAN010	1/3	460	1100	CENTURY	1	1	CCWLE	3-1/4 X 1/2
C046A	1/3	115/230	1100	CENTURY	1	4.5/2.3	REV	1/2 X 3-1/4
768A	1/3	115/230	1725	CENTURY	1	2.9/1.5	REV	1/2 X 5
C043A	1/3	115/230	1725	CENTURY	1	3.6/1.8	REV	1/2 X 3-1/8
970A	1/3	115/230	1725/1425	CENTURY	2	3.0/1.5	CCWLE	1/2 X 2-1/2
F1038	1/3	208-230	825	CENTURY	1	1.90	REV	1/2 X 6-1/2
FS1038	1/3	208-230	825	CENTURY	2	1.80	REV	1/2 X 6
FE1038SF	1/3	208-230	825	CENTURY	1	2.10	REV	1/2 X 6-1/2
EM3405F	1/3	208-230	825	CENTURY	1	1.6-1.8	REV	1/2 X 6
FE1038SU	1/3	208-230	825	CENTURY	1	1.60	REV	1/2 X 6-1/2
D936	1/3	208-230	825	FASCO	1	2.10	REV	1/2 X 6
D796	1/3	208-230	825	FASCO	1	2.60	REV	1/2 X 6

NOTES	DESCRIPTION
BOLD	Most popular stock item
*	Item only sold in Canada

MOTOR LOCATOR

SELECTION GUIDE

5.6" DIAMETER - 48 FRAME - PERMANENT SPLIT CAPACITOR MOTORS

STOCK NO	HP	VOLTS	RPM	BRAND	SPD	AMPS	ROT	SHAFT DIA & LENGTH
D791	1/3	208-230	825	FASCO®	1	2.60	REV	1/2 X 6
UHH1036	1/3	208-230	1075	CENTURY®	1	2.20	REV	1/2 X 5-1/2
RA1036	1/3	208-230	1075	CENTURY	3	1.90	CCWLE	1/2 X 8-1/8 X 7-1/5
FM1036	1/3	208-230	1075	CENTURY	3	2.70	REV	1/2 X 6
FD1036	1/3	208-230	1075	CENTURY	3	2.10	REV	1/2 X 6-1/5
D1036	1/3	208-230	1075	CENTURY	3	2.60	REV	1/2 X 4-1/2
F1036S	1/3	208-230	1075	CENTURY	1	1.70	REV	1/2 X 6-1/2
F1036	1/3	208-230	1075	CENTURY	2	1.70	REV	1/2 X 6-1/2
FE1036SF	1/3	208-230	1075	CENTURY	1	2.80	REV	1/2 X 6-1/2
FE1036	1/3	208-230	1075	CENTURY	2	1.80	REV	1/2 X 6
OCB1036A	1/3	208-230	1075	CENTURY	2	2.50	REV	1/2 X 4-3/8
OCA1036	1/3	208-230	1075	CENTURY	2	2.50	REV	1/2 X 4-1/4
FE1036SC	1/3	208-230	1075	CENTURY	1	2.30	REV	1/2 X 5-3/8
EM3586	1/3	208-230	1075	CENTURY	3	2.8-1.7-1.2	REV	1/2 X 4
EM3729F	1/3	208-230	1075	CENTURY	1	2.2-2.5	REV	1/2 X 6
FE1036SU	1/3	208-230	1075	CENTURY	1	2.50	REV	1/2 X 6-1/2
D7908	1/3	208-230	1075	FASCO	1	2.60	REV	1/2 X 6-1/2
D908	1/3	208-230	1075	FASCO	1	2.40	REV	1/2 X 6-1/2
D7748	1/3	208-230	1075	FASCO	1	2.90	REV	1/2 X 6-1/2
D748	1/3	208-230	1075	FASCO	1	2.90	REV	1/2 X 6-1/2
C723A	1/3	208-230	1140	CENTURY	1	1.4/1.7	REV	5/8 X 3
RA1034	1/3	208-230	1625	CENTURY	3	2	CCWLE	1/2 X 7-3/8 X 8
454A	1/3	208-230	1625	CENTURY	3	2.10	REV	1/2 X 6
665A	1/3	208-230	1625	CENTURY	1	1.90	REV	1/2 X 6
OCP0108	1/3	208-230	1625	CENTURY	1	2.60	CWLE	1/2 X 2-1/4
160A	1/3	208-230	1625	CENTURY	1	3	REV	1/2 X 4
D787	1/3	208-230	1625	FASCO	1	2.30	REV	1/2 X 7
D921	1/3	230/460	825	FASCO	1	2.70/ 1.40	REV	1/2 X 6-3/8
732A	1/3	115/208-230	1140	CENTURY	1	3.3/1.7	REV	1/2 X 5
594A	1/2	115	1075	CENTURY	3	6.80	CCWLE	1/2 X 7-1/2 X 7-1/2
RAL1056	1/2	115	1075	CENTURY	3	5.20	CCWLE	1/2 X 7-3/8 X 7-1/4
FML1056	1/2	115	1075	CENTURY	3	8	REV	1/2 X 6
754A	1/2	115	1075	CENTURY	4	8.90	REV	1/2 X 5-1/2
FDL1056	1/2	115	1075	CENTURY	3	5.60	REV	1/2 X 6-1/2
DL1056	1/2	115	1075	CENTURY	3	6.50	REV	1/2 X 4-1/2
EM3587	1/2	115	1075	CENTURY	3	7.5-4.5-3.0	REV	1/2 X 4
648A	1/2	115	1100	CENTURY	1	6.10	REV	5/8 X 3
RAL1054	1/2	115	1625	CENTURY	3	6	CCWLE	1/2 X 7-5/8 X 7-1/4
FDL1054	1/2	115	1625	CENTURY	3	7.60	REV	1/2 X 6-1/2
9435V1A	1/2	277	1075	CENTURY	1	2.80	REV	1/2 X 4-1/2
9434A	1/2	277	1075	CENTURY	3	2.10	REV	1/2 X 5-1/2
7FD1056	1/2	277	1075	CENTURY	3	2.20	REV	1/2 X 6-1/2
D920	1/2	460	825	FASCO	1	2.10	REV	1/2 X 4-1/2
FEH1056S	1/2	460	1075	CENTURY	1	0.90	REV	1/2 X 3-5/16
435A	1/2	460	1075	CENTURY	1	1.70	REV	1/2 X 6
790A	1/2	460	1075	CENTURY	1	1.50	REV	1/2 X 6
9421V1A	1/2	460	1075	CENTURY	2	1.51	REV	1/2 X 4-1/2
FEH1056SF	1/2	460	1075	CENTURY	1	1.50	REV	1/2 X 6-1/2
FH1056	1/2	460	1075	CENTURY	2	1.90	REV	1/2 X 6-1/2
FEH1056SU	1/2	460	1075	CENTURY	1	1.50	REV	1/2 X 6-1/2
YCFM124SD*	1/2	460	1090		1	1.40	CCWSE	
783A	1/2	460	1625	CENTURY	2	1.60	REV	1/2 X 6
FH1054	1/2	460	1625	CENTURY	2	1.40	REV	1/2 X 6-1/2
5FE1054S	1/2	575	1625	CENTURY	1	1	REV	1/2 X 6-1/2
C039A	1/2	115/230	825	CENTURY	1	7.1/3.6	REV	1/2 X 2-1/2
969A	1/2	115/230	840	CENTURY	1	6.1/3.1	CCWLE	5/8 X 2-5/8
C047A	1/2	115/230	1100	CENTURY	1	6.5/3.25	REV	1/2 X 3-1/8
C044A	1/2	115/230	1700	CENTURY	1	5.5/2.8	REV	1/2 X 3
769A	1/2	115/230	1725	CENTURY	1	5.4/2.7	REV	1/2 X 5
9452A	1/2	115/230	1725	CENTURY	1	4.5/2.3	CCWLE	5/8 X 2-1/2
FE1058SF	1/2	208-230	825	CENTURY	1	2.50	REV	1/2 X 6-1/2
EM3746F	1/2	208-230	825	CENTURY	1	2.2-2.5	REV	1/2 X 6
D790	1/2	208-230	825	FASCO	1	3.50	REV	1/2 X 6

NOTES	DESCRIPTION
BOLD	Most popular stock item
*	Item only sold in Canada

MOTOR LOCATOR

SELECTION GUIDE

5.6" DIAMETER - 48 FRAME - PERMANENT SPLIT CAPACITOR MOTORS

STOCK NO	HP	VOLTS	RPM	BRAND	SPD	AMPS	ROT	SHAFT DIA & LENGTH
RA1056	1/2	208-230	1075	CENTURY®	3	2.70	CCWLE	1/2 X 7-5/8 X 7-1/4
FM1056	1/2	208-230	1075	CENTURY	3	3.40	REV	1/2 X 6
FD1056	1/2	208-230	1075	CENTURY	3	2.70	REV	1/2 X 6-1/2
149A	1/2	208-230	1075	CENTURY	3	3	REV	1/2 X 5
D1056	1/2	208-230	1075	CENTURY	3	3.20	REV	1/2 X 4-1/2
F1056	1/2	208-230	1075	CENTURY	1	3.60	REV	1/2 X 6-1/2
F1056S	1/2	208-230	1075	CENTURY	2	2.50	REV	1/2 X 6-1/2
FE1056SF	1/2	208-230	1075	CENTURY	1	4	REV	1/2 X 6-1/2
FE1056	1/2	208-230	1075	CENTURY	2	2.80	REV	1/2 X 6
OKT3041	1/2	208-230	1075	CENTURY	1	4.30	CCWOSE	1/2 X 3-1/2
OCD1056	1/2	208-230	1075	CENTURY	1	4	CWSE	1/2 X 4-3/8
EM3730F	1/2	208-230	1075	CENTURY	1	3.0-3.5	REV	1/2 X 6
EM3588	1/2	208-230	1075	CENTURY	3	3.6-2.3-1.6	REV	1/2 X 4
FE1056SU	1/2	208-230	1075	CENTURY	1	3.80	REV	1/2 X 6-1/2
D7745	1/2	208-230	1075	FASCO®	1	3.70	REV	1/2 X 6-1/2
D7907	1/2	208-230	1075	FASCO	1	3.70	REV	1/2 X 6-1/2
RA1054	1/2	208-230	1625	CENTURY	3	3.20	CCWLE	1/2 X 7-5/8 X 7-1/4
FD1054	1/2	208-230	1625	CENTURY	3	2.80	REV	1/2 X 6-1/2
666A	1/2	208-230	1625	CENTURY	1	3.90	REV	1/2 X 6
D788	1/2	208-230	1625	FASCO	1	3.90	REV	1/2 X 6
OHS9983	1/2	208-230	1725	CENTURY	1	2.70	CWLE	1/2 X 3-1/2
C724A	1/2	208-230	1725	CENTURY	1	2.5/3.3	REV	5/8 X 3
733A	1/2	115/208-230	1140	CENTURY	1	5.6/2.8	REV	1/2 X 5
OCA1056	1/2	200-230/460	1075	CENTURY	1	4.6/2.3	REV	1/2 X 1-9/16
FEH1056D	1/2	208-230/460	1075	CENTURY	1	2.4/1.2	REV	1/2 X 6
FB1056TE	1/2	208-230/460	1075	CENTURY	1	2.4/1.2	REV	1/2 X 5-1/2
FB1056	1/2	208-230/460	1075	CENTURY	1	4.0/2.0	REV	1/2 X 5-1/2
EM3589	3/4	115	1075	CENTURY	3	10.2-7.3-4.5	REV	1/2 X 4
ORM1076	3/4	115	1075	CENTURY	4	10.50	REV	1/2 X 5
9600A	3/4	115	1075	CENTURY	3	12.60	CCWLE	1/2 X 8 X 8
RAL1076	3/4	115	1075	CENTURY	3	8.20	CCWLE	1/2 X 7-3/8 X 7-1/4
FML1076V1	3/4	115	1075	CENTURY	4	10.90	REV	1/2 X 6
FDL1076	3/4	115	1075	CENTURY	3	9.80	REV	1/2 X 6-1/2
DL1076	3/4	115	1075	CENTURY	3	8.90	REV	1/2 X 4-1/2
FDL1074	3/4	115	1625	CENTURY	3	8.50	REV	1/2 X 6-1/2
9605A	3/4	277	1075	CENTURY	3	3.90	REV	1/2 X 5-1/2
158A	3/4	460	1075	CENTURY	1	2.10	REV	1/2 X 6
791A	3/4	460	1075	CENTURY	1	2.50	REV	1/2 X 6
9422V1A	3/4	460	1075	CENTURY	2	2.20	REV	1/2 X 4-1/2
FEH1076	3/4	460	1075	CENTURY	2	1.70	REV	1/2 X 6
FEH1076SF	3/4	460	1075	CENTURY	1	2.20	REV	1/2 X 6
FH1076	3/4	460	1075	CENTURY	2	2.20	REV	1/2 X 6-1/2
OAN1076	3/4	460	1075	CENTURY	1	2.60	CCWLE	4 X 1/2
OAN140	3/4	460	1075	CENTURY	1	2.75	CCWLE	4 X 1/2
OAN747	3/4	460	1075	CENTURY	1	2	CCWLE	3-1/4 X 1/2
FEH1076SU	3/4	460	1075	CENTURY	1	2.20	REV	1/2 X 6-1/2
43G52*	3/4	460	1075		3	2.30	CWSE	
RA1176WB	3/4	200-230	1075	CENTURY	1	4.4-4.2	CCWLE	1/2 X 6-3/4 X 6-3/4
FD1076	3/4	208-230	1075	CENTURY	1	4.90	REV	1/2 X 6-1/2
RA1076	3/4	208-230	1075	CENTURY	3	3.60	CCWLE	1/2 X 7-3/8 X 7-1/4
150A	3/4	208-230	1075	CENTURY	3	4.70	REV	1/2 X 6
D1076	3/4	208-230	1075	CENTURY	3	4	REV	1/2 X 4-1/2
F1076S	3/4	208-230	1075	CENTURY	1	3.50	REV	1/2 X 6-1/2
F1076SV1	3/4	208-230	1075	CENTURY	1	5.30	REV	1/2 X 4
F1076	3/4	208-230	1075	CENTURY	2	3.50	REV	1/2 X 6
F1076A	3/4	208-230	1075	CENTURY	2	3.50	REV	1/2 X 4-3/8
668A	3/4	208-230	1075	CENTURY	1	4.10	REV	1/2 X 6
FE1076SF	3/4	208-230	1075	CENTURY	1	5.10	REV	1/2 X 6-1/2
OAN460	3/4	208-230	1075	CENTURY	1	5.40	CCWLE	3 X 1/2
EM3731F	3/4	208-230	1075	CENTURY	1	4.6-5.3	REV	1/2 X 6
EM3590	3/4	208-230	1075	CENTURY	3	5.5-4.5-3.2	REV	1/2 X 4
FE1076SU	3/4	208-230	1075	CENTURY	1	5.10	REV	1/2 X 6-1/2
D929	3/4	208-230	1075	FASCO	1	5	REV	1/2 X 5-3/4

NOTES	DESCRIPTION
BOLD	Most popular stock item
*	Item only sold in Canada

MOTOR LOCATOR

SELECTION GUIDE

5.6" DIAMETER - 48 FRAME - PERMANENT SPLIT CAPACITOR MOTORS

STOCK NO	HP	VOLTS	RPM	BRAND	SPD	AMPS	ROT	SHAFT DIA & LENGTH
FD1074	3/4	208-230	1625	CENTURY®	3	4	REV	1/2 X 6-1/2
483A	3/4	208-230	1625	CENTURY	3	4.90	REV	1/2 X 6
FEH1076D	3/4	208-230/460	1075	CENTURY	1	3.4/1.7	REV	1/2 X 6
FR1076	3/4	208-230/460	1075	CENTURY	1	5.0/2.5	REV	5/8 X 5
FB1076V1	3/4	208-230/460	1075	CENTURY	1	5.0/2.5	REV	1/2 X 5-1/2
FB1076	3/4	208-230/460	1075	CENTURY	1	6.0/3.0	REV	5/8 X 5-1/2
OAN1076V1	3/4	460/380-415	1075-920	CENTURY	1	2.8/1.8	CCWLE	2-7/8 X 1/2
BDL1106	1	115	1075	CENTURY	3	11.6	REV	1/2 X 6
OLE1106	1	230	1075	CENTURY	1	5	CCWLE	5/8 X 4
OLE1106H	1	460	1075	CENTURY	1	2.90	CCWLE	5/8 X 4
D1710	1	460	1075	FASCO®	1	3	REV	1/2 X 6-1/2
BDH1106	1	460	1100	CENTURY	3	3.20	REV	1/2 X 6-1/2
YEFM1460*	1	460	1100		3	3.30	CWSE	
OHR1106	1	208-230	1074	CENTURY	1	7.1/6.4	REV	1/2 X 3-3/4
BD1106	1	208-230	1075	CENTURY	3	4.80	REV	1/2 X 6-1/2
F1106	1	208-230	1075	CENTURY	1	4.80	REV	1/2 X 6-1/2
159A	1	230/460	1075	CENTURY	1	4.7/2.4	REV	1/2 X 6
FC1106F	1	200-230/460	1075	CENTURY	1	6.4/3.2	REV	5/8 X 4
FB1106	1	208-230/460	1075	CENTURY	1	7.6/3.8	REV	5/8 X 4-1/2
OAD1106	1	208-230/460	1075	CENTURY	1	6.2/3.1	CCWLE	5/8 X 3-1/2
D5459	1/8-1/6	208-230	1075	FASCO	2	1	REV	1/2 X 6-3/4
ORM5484BF	1/8-1/15	208-230	825	CENTURY	1	1	REV	1/2 X 6-1/2
ORM5454BF	1/8-1/15	208-230	1075	CENTURY	1	0.80	REV	1/2 X 6-1/2
D5488	1/6-1/8	208-230	825	FASCO	1	1	REV	1/2 X 6-5/8
554A	1/6,1/10	208-230	1075	CENTURY	2	0.92	REV	1/2 X 6
ORM4688BU	1/3-1/8	460	825	CENTURY	1	1	REV	1/2 X 6-1/2
ORM5488	1/3-1/8	208-230	825	CENTURY	1	2.10	REV	1/2 X 6-1/2
ORM5488B	1/3-1/8	208-230	825	CENTURY	1	2.10	REV	1/2 X 6-1/2
ORM5488F	1/3-1/8	208-230	825	CENTURY	1	2.10	REV	1/2 X 6-1/2
ORM5488BF	1/3-1/8	208-230	825	CENTURY	1	2.10	REV	1/2 X 6-1/2
ORM4688BF	1/3-1/8	208-230	825	CENTURY	1	1	REV	1/2 X 6-1/2
EM3459F	1/3-1/8	208-230	825	CENTURY	2	1.8-2.0	REV	1/2 X 6-5/7
ORM5488BU	1/3-1/8	208-230	825	CENTURY	1	1.80	REV	1/2 X 6-1/2
ORM5458	1/3-1/6	208-230	1075	CENTURY	1	2	REV	1/2 X 6-1/2
ORM5458B	1/3-1/6	208-230	1075	CENTURY	1	2	REV	1/2 X 6-1/2
ORM5458F	1/3-1/6	208-230	1075	CENTURY	1	2.10	REV	1/2 X 6-1/2
ORM5458BF	1/3-1/6	208-230	1075	CENTURY	1	2.10	REV	1/2 X 6-1/2
ORM4658BF	1/3-1/6	208-230	1075	CENTURY	1	1.20	REV	1/2 X 6-1/2
EM3458F	1/3-1/6	208-230	1075	CENTURY	2	1.8-2.0	REV	1/2 X 6-5/7
ORM5458BU	1/3-1/6	208-230	1075	CENTURY	1	1	REV	1/2 X 6-1/2
EM3469F	1/3-1/5	208-230	825	CENTURY	2	1.9-1.2	REV	1/2 X 6
EM3469	1/3-1/5	208-230	825	CENTURY	2	1.9-1.2	REV	1/2 X 6
EM3465F	1/3-1/5	208-230	1075	CENTURY	2	2.6, 1.4	REV	1/2 X 6
BDH1036	1/3-1/4	460	1075	CENTURY	2	1.2-.86	REV	1/2 X 6-1/2
D5489	1/3-1/4	208-230	825	FASCO	1	1.80	REV	1/2 X 6-5/8
EM3463	1/2-1/6	115	1075	CENTURY	4	7	REV	1/2 X 4-1/2
EM3464	1/2-1/6	208-230	1075	CENTURY	4	3.90	REV	1/2 X 4-1/2
ORM5489BF	1/2-1/5	460	825	CENTURY	1	2.50	REV	1/2 X 6-1/2
ORM5459BF	1/2-1/5	208-230	1075	CENTURY	1	3.60	REV	1/2 X 6-1/2
ORM4659BF	1/2-1/5	208-230	1075	CENTURY	1	1.50	REV	1/2 X 6-1/2
EM3468	1/2-1/4	208-230	1075	CENTURY	2	3.6-1.7	REV	1/2 X 6
EM3468F	1/2-1/4	208-230	1075	CENTURY	2	3.6-1.7	REV	1/2 X 6
BDH1054	1/2-1/3	460	1625	CENTURY	2	1.4-1.3	REV	1/2 X 6-1/2
EM3466	3/4-1/5	115	1075	CENTURY	4	9.10	REV	1/2 X 4-1/2
EM3467	3/4-1/5	208-230	1075	CENTURY	4	3.90	REV	1/2 X 4-1/2
BDH1076	3/4-1/2	460	1075	CENTURY	2	2.2-1.1	REV	1/2 X 6-1/2
D915	3/4-1/2	460	1075	FASCO	2	2.5/1.6	REV	5/8 X 4-1/2
FC1156F	1-1/2	200-230/460	1075	CENTURY	1	7.0/3.5	REV	5/8 X 4
D2850	1-3/4	208-230/460	1125/950	FASCO	1	3.95/2.10	CCW	1/2 X 3
D2851	1-3/4	208-230/460	1125/950	FASCO	1	3.95/2.10	CCW	5/8 X 3-1/4
D2852	1-3/4	208-230/460	1075	FASCO	1	1.90	REV	5/8 X 3-1/4
D5458	1/5-1/4-1/3	208-230	1075	FASCO	3	2	REV	1/2 X 6-3/4
D725	1/4-1/6-1/8	208-230	1075	FASCO	3	2.2-1.5-1.1	REV	1/2 X 6

NOTES	DESCRIPTION
BOLD	Most popular stock item
*	Item only sold in Canada

MOTOR LOCATOR

SELECTION GUIDE

5.6" DIAMETER - 48 FRAME - PERMANENT SPLIT CAPACITOR MOTORS

STOCK NO	HP	VOLTS	RPM	BRAND	SPD	AMPS	ROT	SHAFT DIA & LENGTH
D721	1/4-1/5-1/6	115	1075	FASCO®	3	4.8-3.3-2.6	REV	1/2 X 6
D818	1/3-1/5-1/6	115	825	FASCO	3	4.3-5.1-3.9	CW	1/2 X 3
D727	1/3-1/4-1/5	115	1075	FASCO	3	5.9-4.6-3.3	REV	1/2 X 6
D923	1/3-1/4-1/5	208-230	1075	FASCO	3	2.9-2.2-1.7	REV	1/2 X 6
D974	1/2-1/3-1/4	277	825	FASCO	3	2.3-1.6-1.3	REV	1/2 X 5
D703	1/2-1/3-1/4	208-230	1075	FASCO	3	4-2-7-2	REV	1/2 X 6
D728	3/4-1/2-1/3	115	1075	FASCO	3	10.5-6.9-4.8	REV	1/2 X 6
9406A	3/4-1/2-1/3	208-230	1075	CENTURY®	3	6.6-3.7-2.5	CCWLE	6-1/2 X 5/8 X 5-1/4
D729	3/4-1/2-1/3	208-230	1075	FASCO	3	5.4-3.8-2.9	REV	1/2 X 6
D2871	1-3/4-1/2	460	1100	FASCO	3	3.3-2.3-1.9	REV	1/2 X 3-1/2
FD6002A	1/3-1/4-1/6-1/8	208-230	825	CENTURY	4	2.1-1.7-1.0-0.9	REV	1/2 X 3-1/2
F1314D*	1/3-1/4-1/6-1/7	115	1075	GENTEO®	4	4.30	REV	
FE6001F	1/3,1/4,1/5,1/6	208-230	825	CENTURY	4	1.9-1.5-1.2-1.0	REV	1/2 X 6-1/2
FE6000F	1/3,1/4,1/5,1/6	208-230	1075	CENTURY	4	2.6-2.5-2.0-1.8	REV	1/2 X 6-1/2
FSE6000	1/3,1/4,1/5,1/6	208-230	1075	CENTURY	2	2.80	REV	1/2 X 6
D701	1/2-1/3-1/4-1/5	115	1075	FASCO	4	7.7-5.5-4.2-3.3	REV	1/2 X 5-1/2
FE6003F	1/2,1/3,1/4,1/5	208-230	825	CENTURY	4	2.4-1.7-1.4-1.1	REV	1/2 X 6-1/2
FE6002F	1/2,1/3,1/4,1/5	208-230	1075	CENTURY	4	3.9-2.2-1-1.3	REV	1/2 X 6-1/2
FE6004F	3/4,1/2,1/3,1/4	208-230	1075	CENTURY	4	5.8-3.9-2.5-1.8	REV	1/2 X 6-1/2
FDL6001A	1/2-1/3-1/4-1/5-1/6	115	1075	CENTURY	5	7.0-6.7-4.4-3.2-2.4	REV	1/2 X 5
FDL6001	1/2-1/3-1/4-1/5-1/6	115	1075	CENTURY	5	7.0-6.7-4.4-3.2-2.4	REV	1/2 X 5
7FD6000A	1/2-1/3-1/4-1/5-1/6	277	1075	CENTURY	5	3.3-2.3-1.7-1.3-1.0	REV	1/2 X 5
FD6000A	1/2,1/3,1/4,1/5,1/6	208-230	1075	CENTURY	5	3.9-3.6-2.5-1.8-1.3	REV	1/2 X 5
FD6000	1/2,1/3,1/4,1/5,1/6	208-230	1075	CENTURY	5	3.9-3.6-2.5-1.8-1.3	REV	1/2 X 5
FDL6002A	3/4-1/2-1/3-1/4-1/5	115	1075	CENTURY	5	9.1-6.8-5.5-3.0-2.3	REV	1/2 X 5
FDL6002	3/4-1/2-1/3-1/4-1/5	115	1075	CENTURY	5	9.1-6.8-5.5-3.0-2.3	REV	1/2 X 5
9405A	3/4-1/2-1/3-1/4-1/5	115	1075	CENTURY	5	9.7-7.7-6.4-4.7-3.5	CCWLE	1/2 X 3-1/8
7FD6001A	3/4-1/2-1/3-1/4-1/5	277	1075	CENTURY	4	3.6-2.3-1.7-1.3-1.0	REV	1/2 X 5
FD6001A	3/4,1/2,1/3,1/4,1/5	208-230	1075	CENTURY	5	4.0-3.6-3.0-2.3-2.0	REV	1/2 X 5
FD6001	3/4,1/2,1/3,1/4,1/5	208-230	1075	CENTURY	5	3.9-3.6-3.0-2.3-2.0	REV	1/2 X 5

5.6" DIAMETER - 48 FRAME - THREE PHASE MOTORS

STOCK NO	HP	VOLTS	RPM	BRAND	SPD	AMPS	ROT	SHAFT DIA & LENGTH
FC3056F	1/2	200-230/460	1140	CENTURY	1	3.0-1.5	REV	1/2 X 3-7/8
FB3056	1/2	208-230/460	1140	CENTURY	1	2.5/1.25	REV	1/2 X 5-2/3
OCA3076H	3/4	460	1140	CENTURY	1	1.90	REV	1/2 X 3
OCA3076	3/4	208-230	1140	CENTURY	1	3.80	REV	1/2 X 3
FC3076F	3/4	200-230/460	1140	CENTURY	1	4.0-2.0	REV	5/8 X 4
OCA3074	3/4	208-230/460	1725	CENTURY	1	2.5-1.25	REV	5/8 X 1-15/16
5FC3106	1	575	1140	CENTURY	1	2.30	REV	5/8 X 4
FC3107	1	200-230/460	1120	CENTURY	1	5.0-2.5	REV	5/8 X 4
FC3106F	1	200-230/460	1140	CENTURY	1	5.6-2.8	REV	5/8 X 4
FC3156F	1-1/2	200-230/460	1120	CENTURY	1	5.8-2.9	REV	5/8 X 4

DRAFT INDUCER BLOWERS - SHADED POLE

STOCK NO	HP	VOLTS	RPM	BRAND	SPD	AMPS	ROT
A301	1/100	115	2350	FASCO	1	0.80	CW
A172	1/100	115	3000	FASCO	1	1.60	CW
A146	1/100	115	3000	FASCO	2	1-35	CW
A370	1/100	208-230	2920	FASCO	2	0.18	CCW
A194	1/80	115	3000/1950	FASCO	2	1/5	CW
A138	1/70	120	3000	FASCO	1	0.70	CCW
A322	1/70	120	3000	FASCO	2	1.10	CCW
A219	1/65	120	3000	FASCO	1	0.70	CCW
A320	1/60	115	3000	FASCO	1	0.80	CCW
W9	1/60	115	3000	FASCO	1	0.95	CW
A051	1/60	115	3000	FASCO	1	1.60	CW
A134	1/60	115	3060	FASCO	1	1.50	CW
A179	1/60	115	3300	FASCO	1	0.90	CW
A068	1/60	120	3000	FASCO	1	1.15	CCW
A135	1/60	120	3000	FASCO	1	0.70	CCW

NOTES	DESCRIPTION
BOLD	Most popular stock item
*	Item only sold in Canada

MOTOR LOCATOR

SELECTION GUIDE

DRAFT INDUCER BLOWERS - SHADED POLE

STOCK NO	HP	VOLTS	RPM	BRAND	SPD	AMPS	ROT
A139	1/55	115	3000	FASCO®	1	0.95	CW
A276	1/55	115	3000	FASCO	1	1	CW
D673	1/55	115	3000	FASCO	1	0.95	CCW
A065	1/50	115	3000	FASCO	1	1.22	CCW
A133	1/50	115	3000	FASCO	1	1.20	CCW
A131	1/50	115	3000	FASCO	1	1.10	CW
A132	1/50	115	3000	FASCO	1	1.10	CW
A240	1/50	115	3000	FASCO	1	1.10	CCW
A143	1/50	115	3000	FASCO	1	0.95	CW
D959	1/50	115	3300	FASCO	1	1.05	CCW
A140	1/50	115	3400	FASCO	1	1.40	CW
A242	1/50	115	3400	FASCO	1	1.36	CW
A128	1/50	120	3000	FASCO	1	0.90	CW
A164	1/50	120	3400	FASCO	1	0.80	CCW
A162	1/50	208-230	3000	FASCO	1	0.50	CCW
A148	1/50	208-230	3000	FASCO	1	0.50	CCW
A100	1/45	115	2900	FASCO	1	1.21	CW
A198	1/45	115	3000	FASCO	1	1.75	CW
A126	1/45	115	3000	FASCO	1	1.80	CW
A983	1/45	115	3000	FASCO	1	1.50	CW
A260	1/45	115	3250	FASCO	1	1	CW
A121	1/45	240	3000	FASCO	1	0.50	CW
A361	1/42	115	3000	FASCO	1	1.60	CW
A362	1/42	115	3000	FASCO	1	1.60	CW
A174	1/40	115	2350	FASCO	1	0.80	CW
A1C09-189*	1/40	115	3000		1	1	CCWSE
A281	1/40	115	3000	FASCO	1	0.90	CW
A192	1/40	115	3000	FASCO	1	1	CCW
A175	1/40	115	3300	FASCO	1	1	CCW
A144	1/40	208-230	3000	FASCO	1	0.50	CW
A221	1/40	208-230	3000	FASCO	1	0.55	CCW
A156	1/35	115	3000	FASCO	1	1.10	CW
A222	1/35	115	3000	FASCO	1	1.05	CCW
A226	1/35	115	3000	FASCO	1	1.70	CW
A157	1/35	115	3000	FASCO	1	1.30	CCW
A182	1/35	115	3125	FASCO	1	1.20	CCW
A184	1/35	115	3125	FASCO	1	1.55	CCW
A170	1/35	115	3400	FASCO	1	2.30	CCW
A251	1/35	208-230	3000	FASCO	1	1.10	CCW
A150	1/35	208-230	3000	FASCO	1	0.50	CCW
A373	1/35	208-230	3000	FASCO	1	0.60	CCW
A286	1/35	208-230	3125	FASCO	1	0.60	CW
A269	1/35	208-230	2500/3000	FASCO	1	.58/6	CCW
A193	1/35	208-240	3480	FASCO	1	.59/5	CCW
A1C212*	1/30	115	3000		1	1.60	CCWSE
A160	1/30	115	3000	FASCO	1	1.60	CW
A185	1/30	115	3000	FASCO	1	1.15	CW
A155	1/30	115	3000	FASCO	1	1.40	CCW
A200	1/30	115	3000	FASCO	1	1.95	CCW
A210	1/30	115	3000	FASCO	2	1.70	CCW
A154	1/30	115	3000	FASCO	1	1.20	CW
A181	1/30	115	3192	FASCO	1	1.50	CW
A180	1/30	115	3400	FASCO	1	1.80	CCW
A178	1/30	115	3400	FASCO	1	1.80	CW
A202	1/30	115	3400	FASCO	1	1.80	CCW
A066	1/30	120	3000	FASCO	1	1.27	CW
A201	1/30	208-230	3000	FASCO	1	0.65	CCW
D9430	1/30	208-230	3000	FASCO	1	0.65-0.75	CW
A223	1/30	208-230	3200	FASCO	1	0.64	CW
A284	1/30	208-240	3000	FASCO	1	.59/5	CW
A207	1/28	115	3000	FASCO	1	1.75	CCW
A208	1/28	115	3000	FASCO	1	1.75	CCW
A360	1/25	115	2700	FASCO	2	1	CW

NOTES	DESCRIPTION
BOLD	Most popular stock item
*	Item only sold in Canada

MOTOR LOCATOR

SELECTION GUIDE

DRAFT INDUCER BLOWERS - SHADED POLE

STOCK NO	HP	VOLTS	RPM	BRAND	SPD	AMPS	ROT
A141	1/25	115	2800	FASCO®	1	1	CW
A280	1/25	115	3000	FASCO	1	1.50	CW
A287	1/25	115	3000	FASCO	1	1.15	CW
A206	1/25	115	3000	FASCO	1	1.50	CW
D0960	1/25	115	3000	FASCO	1	1.50	CCW
A228	1/25	115	3000	FASCO	1	2	CW
A229	1/25	115	3000	FASCO	1	1.75	CW
A176	1/25	115	3100	FASCO	1	2.20	CW
A088	1/25	115	3200	FASCO	1	1.30	CW
A213	1/25	115	3200	FASCO	2	2.10	CCW
A086	1/25	115	3200	FASCO	1	1.30	CW
A196	1/25	115	3200	FASCO	1	1.35	CW
W8	1/25	115	3200	FASCO	1	1.30	CW
A241	1/25	208-230	3200	FASCO	1	0.62	CW
A169	1/25	230	2800	FASCO	1	0.75	CW
A189	1/24	115	3000	FASCO	1	1.50	CW
AIC18219M*	1/24	115	3200		1	1.80	CWSE
A067	1/20	115	3000	FASCO	1	2.60	CW
A051	1/20	115	3000	FASCO	1	1.60	CW
D9619	1/20	115	3000	FASCO	1	1.60	CCW
A157	1/35	115	3000	FASCO	1	1.30	CCW
A182	1/35	115	3125	FASCO	1	1.20	CCW
A184	1/35	115	3125	FASCO	1	1.55	CCW
A170	1/35	115	3400	FASCO	1	2.30	CCW
A251	1/35	208-230	3000	FASCO	1	1.10	CCW
A150	1/35	208-230	3000	FASCO	1	0.50	CCW
A373	1/35	208-230	3000	FASCO	1	0.60	CCW
A286	1/35	208-230	3125	FASCO	1	0.60	CW
A269	1/35	208-230	2500/3000	FASCO	1	.58/6	CCW
A193	1/35	208-240	3480	FASCO	1	.59/.5	CCW
AIC212*	1/30	115	3000		1	1.60	CCWSE
A160	1/30	115	3000	FASCO	1	1.60	CW
A185	1/30	115	3000	FASCO	1	1.15	CW
A155	1/30	115	3000	FASCO	1	1.40	CCW
A200	1/30	115	3000	FASCO	1	1.95	CCW
A210	1/30	115	3000	FASCO	2	1.70	CCW
A154	1/30	115	3000	FASCO	1	1.20	CW
A181	1/30	115	3192	FASCO	1	1.50	CW
A180	1/30	115	3400	FASCO	1	1.80	CCW
A178	1/30	115	3400	FASCO	1	1.80	CW
A202	1/30	115	3400	FASCO	1	1.80	CCW
A066	1/30	120	3000	FASCO	1	1.27	CW
A201	1/30	208-230	3000	FASCO	1	0.65	CCW
D9430	1/30	208-230	3000	FASCO	1	0.65-0.75	CW
A223	1/30	208-230	3200	FASCO	1	0.64	CW
A284	1/30	208-240	3000	FASCO	1	.59/.5	CW
A207	1/28	115	3000	FASCO	1	1.75	CCW
A208	1/28	115	3000	FASCO	1	1.75	CCW
A360	1/25	115	2700	FASCO	2	1	CW
A141	1/25	115	2800	FASCO	1	1	CW
A280	1/25	115	3000	FASCO	1	1.50	CW
A287	1/25	115	3000	FASCO	1	1.15	CW
A206	1/25	115	3000	FASCO	1	1.50	CW
D0960	1/25	115	3000	FASCO	1	1.50	CCW
A228	1/25	115	3000	FASCO	1	2	CW
A229	1/25	115	3000	FASCO	1	1.75	CW
A176	1/25	115	3100	FASCO	1	2.20	CW
A088	1/25	115	3200	FASCO	1	1.30	CW
A213	1/25	115	3200	FASCO	2	2.10	CCW
A086	1/25	115	3200	FASCO	1	1.30	CW
A196	1/25	115	3200	FASCO	1	1.35	CW
W8	1/25	115	3200	FASCO	1	1.30	CW
A241	1/25	208-230	3200	FASCO	1	0.62	CW

NOTES	DESCRIPTION
BOLD	Most popular stock item
*	Item only sold in Canada

MOTOR LOCATOR

SELECTION GUIDE

DRAFT INDUCER BLOWERS - SHADED POLE

STOCK NO	HP	VOLTS	RPM	BRAND	SPD	AMPS	ROT
A169	1/25	230	2800	FASCO®	1	0.75	CW
A189	1/24	115	3000	FASCO	1	1.50	CW
AIC18219M*	1/24	115	3200		1	1.80	CWSE
A067	1/20	115	3000	FASCO	1	2.60	CW
A051	1/20	115	3000	FASCO	1	1.60	CW
D9619	1/20	115	3000	FASCO	1	1.60	CCW
AIC501*	1/20	115	3000		1	2.80	CCWSE
D9620	1/20	115	3200	FASCO	1	1.60	CCW
A129	1/20	115	3250	FASCO	1	1.95	CW
W4	1/20	115	3300	FASCO	1	1.80	CCW
A163	1/20	115	3400	FASCO	1	1.80	CCW
A203	1/20	115	3400	FASCO	1	1.80	CCW
A204	1/20	115	3400	FASCO	1	1.80	CCW
W10	1/20	115	3400	FASCO	1	1.80	CCW
KVA1230*	1/20	115/230	3000		1	1.0/51	CCWSE
A205	1/20	120	3000	FASCO	1	0.70	CCW
A244	1/20	208-230	3300	FASCO	1	0.85	CW
A123	1/18	115	3000	FASCO	1	1.95	CW
A188	1/18	115	3250	FASCO	1	1.60	CW
A122	1/17	115	3000	FASCO	1	1.75	CW
W3	1/17	115	3000	FASCO	1	1.80	CCW
A195	1/16	115	3400	FASCO	1	1.75	CW
A217	1/16	230	3000	FASCO	1	0.83	CCW
YVA2460L*	1/16	230-460	3430		1	1.20	CCWSE
YVA2460*	1/16	230-460	3430		1	1.20	CCWSE
A124	1/15	115	3000	FASCO	1	1.75	CW
A225	1/15	115	3200	FASCO	1	2.25	CW
A211	1/15	115	3400	FASCO	1	2.35	CCW
A245	1/15	208-230	3000	FASCO	1	.95/.85	CW
A191	1/15	208-230	3000	FASCO	1	0.80	CCW
A977	1/12	120	3000	FASCO	1	3.10	CCW
W11	1/12	120	3000	FASCO	1	3.10	CCW
A238		115	2750	FASCO	1	1.06	CWSE
A239		115	2750	FASCO	1	0.62	CWSE
A235		115	3000	FASCO	1	2.63	CWSE
A985		115	3000	FASCO	1	2.40	CW
A984		115	3000	FASCO	1	2.63	CCW
A992		115	3400	FASCO	1	2.35	CW
A070		115	3400	FASCO	1	2.35	CWSE
A249		115	3400	FASCO	1	2.35	CCWSE
A996		120	3000	FASCO	1	2.10	CW
A077		120	3000	FASCO	1	2.80	CCWSE
A979		120	3000	FASCO	1	3.50	CW
A248		120	3250	FASCO	1	1.20	CCWSE
A078		230	3000	FASCO	1	1.40	CWSE

DRAFT INDUCER BLOWERS - PERMANENT SPLIT CAPACITOR

STOCK NO	HP	VOLTS	RPM	BRAND	SPD	AMPS	ROT
A370	1/100	208-230	2920	FASCO	2	0.18	CCW
A369	1/45	208-230	2800	FASCO	2	0.34	CCW
A247	1/40	115	3250/2800	FASCO	2	0.95	CW
A306	1/30	208-230	3350/2900	FASCO	2	0.30	CCW
A158	1/25	115	3450	FASCO	1	0.70	CW
A145	1/25	115	3450	FASCO	1	1.70	CCW
A171	1/25	115	3450	FASCO	1	0.70	CCW
A137	1/25	115	3450	FASCO	1	0.70	CW
A165	1/25	115	3450	FASCO	1	0.70	CW
A227	1/25	115	3450	FASCO	1	0.70	CW
A307	1/24	115	3450	FASCO	1	1.70	CW
A274	1/24	208-230	3000	FASCO	1	0.28	CW
A136	1/20	115	3450	FASCO	1	0.75	CW
A142B	1/20	115	3450	FASCO	1	0.70	CW

NOTES	DESCRIPTION
BOLD	Most popular stock item
*	Item only sold in Canada

MOTOR LOCATOR

SELECTION GUIDE

DRAFT INDUCER BLOWERS - PERMANENT SPLIT CAPACITOR

STOCK NO	HP	VOLTS	RPM	BRAND	SPD	AMPS	ROT
A130	1/20	115	3450	FASCO®	1	0.70	CW
A168	1/20	115	3450	FASCO	1	0.70	CW
A230	1/20	115	3450	FASCO	2	0.80	CW
A290	1/20	115	3200/2400	FASCO	2	0.70	CCW
A209	1/20	115	3200/2800	FASCO	2	0.08	CCW
A246	1/20	115	3400/2400	FASCO	2	0.85	CW
A173	1/18	115	3450	FASCO	1	0.80	CCW
A271	1/18	208-230	3500	FASCO	2	0.62	CW
A270	1/15	208-230	3500	FASCO	2	.42/.50	CCW
A324	1/12	230	3200	FASCO	1	0.44	CW
A330	1/12	208-230	3200	FASCO	1	0.55	CW
A234	1/12	208-230	3200	FASCO	1	0.50	CW
A272	1/12	208-230	3500	FASCO	2	0.65	CW
A331	1/10	460	3200	FASCO	1	.38/.33	CW
A325	1/10	208-230	3200	FASCO	1	0.60	CW
A273	1/8	208-230	3500	FASCO	2	0.62	CW
A074		115	3300	FASCO	1	0.50	CWSE
A236		115	3300	FASCO	1	0.56	CWSE
A076		115	3200/2000	FASCO	2	0.50	CCWSE
A252		115	3200/2800	FASCO	2	.65/.30	CCWSE
A253		120	3300/2800	FASCO	2	.24/.13	CCWSE
A277		120	3300/2600	FASCO	2	.60/.36	CWSE

DRAFT INDUCER BLOWER - THREE PHASE

STOCK NO	HP	VOLTS	RPM	BRAND	SPD	AMPS	ROT
A197	1/70	33-110	1500/4700	FASCO	1	1	CW

CENTRIFUGAL BLOWERS

STOCK NO	NAMEPLATE CFM	VOLTS	RPM @ FREE AIR	BRAND	SPD	AMPS @ FREE AIR	FREQ
50745-D500	15	115	3100	FASCO	1	0.20	60
B22510	15	115	3100	FASCO	1	1	50/60
A167	30	115	2900	FASCO	1	0.40	60
B30	45	115	3200	FASCO	1	0.59	60
A151	44	230	2800	FASCO	1	0.30	60
50747-D500	60	115	3200	FASCO	1	0.52	60
50747-D600	60	115	3200	FASCO	1	0.52	60
50747-D401	60	115	3200	FASCO	1	0.49	50/60
50747-D230	60	208-230	3200	FASCO	1	0.26	50/60
A064	64	115	2400	FASCO	1	0.65	60
50748-D500	65	115	2900	FASCO	1	0.81	60
50748-D700	65	115	2900	FASCO	1	0.74	60
A063	65	230	3100	FASCO	1	0.60	60
A069	69	208-230	3000	FASCO	1	0.45	60
B23618	70	115/208-230	3000	FASCO	1	.95/.45	60
B23617	70	115/230	3000	FASCO	1	0.9/.45	60
A071	71	115	2850	FASCO	1	0.70	60
A073	73	115/230	3200	FASCO	1	.7/.35	50/60
A082	75	115	2800	FASCO	1	0.95	60
B75	75	115	3200	FASCO	1	0.59	60
A075	75	230	3200	FASCO	1	0.40	60
A080	80	115	2100	FASCO	1	1.10	60
B22505	80	115	3200	FASCO	1	0.55	50/60
A081	80	230	3100	FASCO	1	0.45	60
A083	83	230	3000	FASCO	1	0.80	60
A079	89	115	2200	FASCO	1	1.10	60
A090	90	115	2300	FASCO	1	1.10	60
D383	90	115	3000	FASCO	1	0.92	60
D013	90	115	2500/3000	FASCO	1	1.05/.92	50/60
B22508	105	115	1500	FASCO	1	0.70	60
50757-D500	105	115	1560	FASCO	1	0.55	60
A166	113	115	3200	FASCO	1	1.40	50/60
B22507	115	115	3100	FASCO	1	0.85	50/60

NOTES	DESCRIPTION
BOLD	Most popular stock item

MOTOR LOCATOR

SELECTION GUIDE

CENTRIFUGAL BLOWERS

STOCK NO	NAMEPLATE CFM	VOLTS	RPM @ FREE AIR	BRAND	SPD	AMPS @ FREE AIR	FREQ
A118	118	115	2600	FASCO®	1	1.80	60
50746-D500	120	115	3100	FASCO	1	0.72	60
A125	125	115	3200	FASCO	1	1.10	60
B24220	135	115	2600	FASCO	1	1.30	50/60
50752-D500	135	115	3100	FASCO	1	1.10	50/60
50752-D230	135	208-230	3100	FASCO	1	0.67	50/60
B160	150	115	3000	FASCO	1	1.56	60
50755-D500	160	115	1600	FASCO	1	1	60
50755-D230	160	208-230	1600	FASCO	1	0.51	50/60
B47120	180	115	1360/1100/830	FASCO	3	1.95	60
A212	212	115	2500	FASCO	1	1.25	60
B22513	215	115	2780	FASCO	1	1.30	60
B45227	265	115	1650	FASCO	1	1.86	60
B45227-2	265	230	1650	FASCO	1	0.93	50/60
50756-D500	320	115	1500	FASCO	1	1.30	60
50756-D230	320	230	1500	FASCO	1	0.65	50/60
A455	455	115	1500/1100	FASCO	2	1.50	60
B45267	460	115	1600/1400	FASCO	2	2.90	60
B45230	460	208-230	1600/1400	FASCO	2	1.20	50/60
50769-D500	480	115	1200/1400	FASCO	2	3.55	60
50769-D230	480	208-230	1200/1400	FASCO	2	1.90	50/60
D9459	760	115	1200/1450	FASCO	2	3.2/3.0//1.7/1.6	50/60
B68042	815	115	1100	FASCO	1	5.60	60
A1000	1000	115/230	1100/1100	FASCO	2	4-2.9/2-1.4	60
A120	1200	120	3000	FASCO	2	1.14	60
A1200	1200	115/230	1500/1400	FASCO	2	8-6.8/4-.34	60


TRANSFLO / CROSSFLOW BLOWERS

STOCK NO	NAMEPLATE CFM	VOLTS	RPM	BRAND	SPD	AMPS	ROT
A980	125	120	2250	FASCO	1	0.65	CCW
A981		120	3000	FASCO	1	0.59	CCW

NOTES	DESCRIPTION
BOLD	Most popular stock item



Genteq® Evergreen® motors are the smartest choice in universal replacement of ECM and PSC motors with minimal inventory burden, fast and easy installation, which in turn increases the value for the dealer, installer and homeowner.



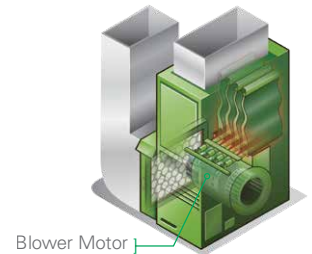
Replace OEM ECM X13 Motors with **Evergreen® EM Motors and Control Modules**



RESIDENTIAL/LIGHT COMMERCIAL HVAC SYSTEMS
INDOOR BLOWER APPLICATIONS

- Replaces Genteq® X13 and Endura® Pro motors, US Motors®* SelecTech®* and RESCUE SELECT®*, and Broad Ocean®* motors with 24 VAC speed taps.
- Maintains system efficiency and performance
- Compatible with OEM harness
- Pre-programmed for truck stock
- No complex wiring or configuration
- Two year warranty**

FURNACE AIR HANDLERS
INCLUDES PACKAGE SYSTEMS



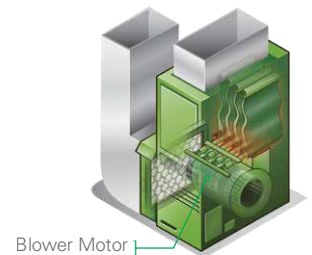
Replace OEM ECM X13 Motors with **Evergreen CM Motors**



COMMERCIAL AIR HANDLER/PACKAGE SYSTEMS AND VAV APPLICATIONS
INDOOR BLOWER APPLICATIONS

- Replaces Genteq X13 and Endura Pro motors or similar competitor constant torque ECM
- Maintains system efficiency and performance
- Compatible with OEM harness
- Pre-programmed for truck stock
- No complex wiring or configuration
- Two year warranty**

FURNACE AIR HANDLERS
INCLUDES PACKAGE SYSTEMS



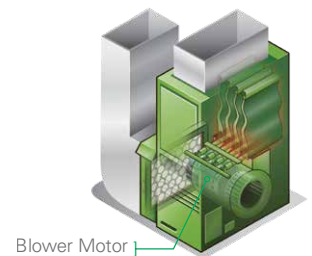
Replace OEM ECM Variable Speed Motors with **Evergreen VS Motors**



RESIDENTIAL/LIGHT COMMERCIAL HVAC SYSTEMS
INDOOR BLOWER APPLICATIONS

- Replaces GE®* models 2.0, 2.5, Genteq models 2.3, 3.0 and Eon® motors (including models formerly branded GE ECM by Regal Beloit)
- Maintains system efficiency and performance
- Compatible with OEM harness
- Pre-programmed for truck stock
- No complex wiring or configuration
- Two year warranty**

FURNACE AIR HANDLERS
INCLUDES PACKAGE SYSTEMS



** This warranty shall expire twenty-four (24) months from first use of the Product or thirty (30) months from date of shipment of the Product, whichever occurs first. Except as stated here, Regal Rexnord standard limited warranty applies. See www.regalrexnord.com (Terms and Conditions of Sale).

* The following are believed to be the trademarks and/or trade names of their respective owners and are not owned or controlled by Regal Rexnord Corporation. Broad Ocean: Zhongshan Broad-Ocean Motor Co., Ltd.; GE: General Electric Company; US Motors, SelecTech and Rescue Select: Nidec Corporation.

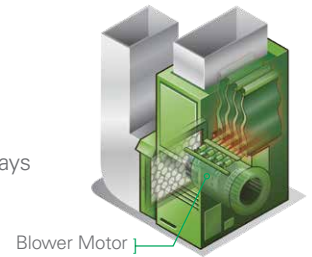
Upgrade/Replace PSC Indoor Blower Motors with **Evergreen® IM Motors**




RESIDENTIAL/LIGHT COMMERCIAL HVAC SYSTEMS

- Multi HP, dual rotation, dual voltage
- Reduce truck stock
- Increase energy savings
- Increase comfort and indoor air quality
- Decrease continuous fan noise and power consumption
- Easy drop-in replacement - connects directly to fan boards or relays
- Two year warranty**

FURNACE AIR HANDLERS INCLUDES PACKAGE SYSTEMS



Upgrade/Replace PSC Indoor Blower Motors with **Evergreen DS Motors**



RESIDENTIAL/LIGHT COMMERCIAL HVAC SYSTEMS

- Multi HP, dual rotation, dual voltage
- Reduce truck stock
- Connects directly to HVAC system controls
- Supports MERV 13
- Up to 25% energy savings in demand modes
- Up to 75% energy savings in continuous fan mode
- Two year warranty**

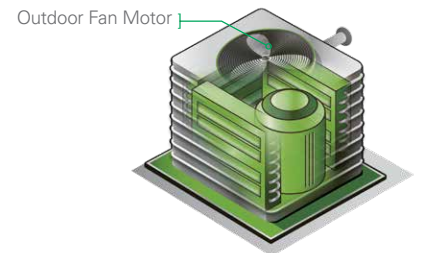
Upgrade/Replace PSC Outdoor Fan Motors with **Evergreen OM Motors**



RESIDENTIAL/LIGHT COMMERCIAL HVAC SYSTEMS

- Multi HP, dual rotation, dual RPM
- Drop-in replacement for induction motors
- Easy retrofit – line voltage connections
- Quiet start and operation
- Two year warranty**

A/C & HEAT PUMP UNITS INCLUDES PACKAGE SYSTEMS



- EVERGREEN OM REMOTE MOUNT CONTROL
- All angle mount
- Lower profile
- OEM mounting holes on side of motor shell and end shield

** This warranty shall expire twenty four (24) months from first use of the Product or thirty (30) months from date of shipment of the Product, whichever occurs first. Except as stated here, Regal Rexnord® standard limited warranty applies. See www.regalrexnord.com (Terms and Condition of Sale).



Genteq® Evergreen® motors are the smartest choice in the aftermarket, offering ECM replacement with minimal inventory burden, fast and easy installation, and energy savings, which in turn increases the value for the dealer, installer and homeowner. Convert your truck from 32 motors to 3 ECM motors!

BETTER FOR YOU



Technician Friendly
Increase Profits
Reduce Truck Stock

HOW CAN HAVING THE RIGHT INVENTORY ON THE TRUCK IMPROVE YOUR BOTTOM LINE?

- Complete after hours calls
- Complete more jobs per day
- Reduce expenses associated with driving to get parts including labor, wear on truck, and fuel
- Reduce inventory on truck creating more space for other valuable parts or smaller, economical trucks

BETTER FOR YOUR CUSTOMERS



Same Day Completion
Energy Savings
Improve Comfort and IAQ

HOW CAN HAVING THE RIGHT INVENTORY ON THE TRUCK INCREASE CUSTOMER SATISFACTION?

- Complete all calls the same day including after hours calls
- Reduce time on call using part on truck
- Two year warranty**
- Reliability of proven ECM technology
- Increases comfort by reducing motor noise and temperature differences throughout the home
- Improves indoor air quality (IAQ) by operating IAQ products continuously using the high efficiency continuous fan speed



** This warranty shall expire twenty-four (24) months from first use of the Product or thirty (30) months from date of shipment of the Product, whichever occurs first. Except as stated here, Regal Rexnord® standard limited warranty applies. See www.regalrexnord.com (Terms and Conditions of Sale).

GENTEQ® EVERGREEN® MOTORS

EVERGREEN CM MOTORS

The Evergreen CM motor is a drop-in replacement for OEM constant torque standard ECM indoor blower motors. With no programming requirements, it's ready when you need it at your local HVAC distributor or on your truck. With no complex wiring, you will get the job done quickly.



APPLICATIONS:

Designed to replace OEM constant torque standard ECM indoor blower motors such as Genteq X13 and Endura® Pro motors or equivalent competitor models with 24 VAC speed taps. (208-230/277 or 460 VAC applications)

FEATURES:

- Frame: NEMA®* 48
- Encapsulated electronics
- Electronic overload protection
- 4kV surge protection
- Two year warranty**
- UL* Recognized Component
- Reversible

BENEFITS:

- Pre-programmed for truck stock, ready to use out of the box
- (5) 24 VAC speed taps (Low-High)
- Maintains system efficiency and performance
- Compatible with OEM harness
- No complex wiring or configuration
- Automatically determines motor direction using Regal Rexnord's Rotation Sensing Technology
- Soft start and off-ramp for quiet operation

ACCESSORIES FOR EVERGREEN CM MOTORS

- 0-10 VDC Harness Kit
- PWM Controls
- Motor Mounting Kits

HP	RPM	SPD	VOLTS	FLA AMPS	FRAME	SHAFT DIA & LENGTH	BODY LENGTH	OVERALL LENGTH	STOCK NO
1/3	1075	5/PWM	208-230/277	2.8	48	.5 X 4 (3.5 SF)	5.25	9.17	6703
1/2	1075	5/PWM	208-230/277	4.1	48	.5 X 4 (3.5 SF)	5.75	9.67	6705
3/4	1075	5/PWM	208-230/277	6	48	.5 X 4 (3.5 SF)	6.5	10.42	6707
1	1075	5/PWM	208-230/277	7.6	48	.5 X 4 (3.5 SF)	7.25	11.17	6710
1/2	1075	5/PWM	460	2.1	48	.5 X 4 (3.5 SF)	6.61	10.53	6405
3/4	1075	5/PWM	460	3.1	48	.5 X 4 (3.5 SF)	7.36	11.28	6407
1	1075	5/PWM	460	4	48	.5 X 4 (3.5 SF)	8.11	12.03	6410

NOTES	DESCRIPTION
BOLD	Most popular stock item

Get technical support for Evergreen CM motors, visit:

www.EvergreenCM-motors.com

* The following are believed to be the trademarks and/or trade names of their respective owners and are not owned or controlled by Regal Rexnord Corporation, UL/UL LLC and NEMA: National Electrical Manufacturers Association.

** This warranty shall expire twenty-four (24) months from first use of the product or thirty (30) months from the date of shipment of the product, whichever comes first. Except as stated here, Regal Rexnord standard limited warranty applies. See www.regalrexnord.com (Terms and Conditions of Sale).

GENTEQ® EVERGREEN® MOTORS

EVERGREEN EM MOTORS

The Evergreen EM motor is a drop-in replacement for constant torque ECM. With no programming requirements, it's ready when you need it at your local HVAC distributor or on your truck. With no complex wiring, you will get the job done quickly.



APPLICATIONS:

Designed to replace OEM constant torque standard ECM indoor blower motors such as: Genteq X13 and Endura® Pro motors, US Motors®* SelecTech®* and RESCUE SELECT®*, and Broad Ocean®* motors with 24 VAC speed taps.

FEATURES:

- Frame: NEMA®* 48
- Encapsulated electronics
- Electronic overload protection
- 4kV surge protection
- Two year warranty**
- UL* Recognized Component
- Reversible

BENEFITS:

- Pre-programmed for truck stock: ready to use out of the box
- (5) 24 VAC speed taps (Low-High)
- Maintains system efficiency and performance
- Compatible with OEM harness
- No complex wiring or configuration
- Automatically determines motor direction using rotation sensing technology
- Soft start and off-ramp for quiet operation

HP	RPM	SPD	VOLTS	FLA AMPS	FRAME	SHAFT DIA & LENGTH	BODY LENGTH	OVERALL LENGTH	STOCK NO
1/3	1075	5/PWM	115	4.8	48	.5 X 5 (4.5 SF)	5.25	10.17	6103E
1/2	1075	5/PWM	115	6.8	48	.5 X 5 (4.5 SF)	5.75	10.67	6105E
3/4	1075	5/PWM	115	8.4	48	.5 X 5 (4.5 SF)	6.5	11.42	6107E
1	1075	5/PWM	115	10.9	48	.5 X 5 (4.5 SF)	7.25	12.17	6110E
1/3	1075	5/PWM	208-230	2.8	48	.5 X 5 (4.5 SF)	5.25	10.17	6203E
1/2	1075	5/PWM	208-230	4.1	48	.5 X 5 (4.5 SF)	5.75	10.67	6205E
3/4	1075	5/PWM	208-230	6.0	48	.5 X 5 (4.5 SF)	6.5	11.42	6207E
1	1075	5/PWM	208-230	7.6	48	.5 X 5 (4.5 SF)	7.25	12.17	6210E

NOTES	DESCRIPTION
BOLD	Most popular stock item

Get technical support for Evergreen EM motors visit:
www.EvergreenEM-motors.com

* The following are believed to be the trademarks and/or trade names of their respective owners and are not owned or controlled by Regal Rexnord Corporation.
 UL:ULI LLC; NEMA: National Electrical Manufacturers Association; Broad Ocean: Zhongshan Broad-Ocean Motor Co., Ltd.; GE: General Electric Company; US Motors, SelecTech and Rescue Select: Nidec Corporation.

** This warranty shall expire twenty-four (24) months from first use of the product or thirty (30) months from the date of shipment of the product, whichever comes first. Except as stated here, Regal Rexnord standard limited warranty applies. See www.regalrexnord.com (Terms and Conditions of Sale).

GENTEQ® EVERGREEN® EM CONTROL MODULES SAVE THE MOTOR - REPLACE THE CONTROL

APPLICATIONS:

The Evergreen EM Control Module can be used to replace ECM control modules in the following motors ONLY: Genteq® Models X13, Endura® Pro and Evergreen EM motors.



FEATURES:

- Pre-programmed
- No complex wiring
- Auto rotation sensing
- Compatible with OEM harness/plugs
- Two year warranty**

BENEFITS:

- Reduce part replacement time
 - Two bolts connect the control to the motor
 - The motor does not have to be removed from the blower housing
- Reduce the repair cost to the consumer
 - Replace the control by itself, use the existing motor
- Reduce the size and weight of part on truck

For proper replacement, match the horsepower (HP) and voltage (VAC) ratings of the new control to the failed control. It is not necessary for the RPM or the amperage (FLA) to match.

Easy as 1, 2, DONE


1. Plug it in
2. Bolt it together



HP	VAC	MAX CURRENT AMP	ROTATION	STOCK NO	FIG
1/3	115	4.8	CCW/CW	6103ECTL	A
1/2	115	6.8	CCW/CW	6105ECTL	A
3/4	115	8.4	CCW/CW	6107ECTL	A
1	115	10.9	CCW/CW	6110ECTL	B
1/3	208-230	2.8	CCW/CW	6203ECTL	A
1/2	208-230	4.1	CCW/CW	6205ECTL	A
3/4	208-230	6	CCW/CW	6207ECTL	A
1	208-230	7.6	CCW/CW	6210ECTL	B

NOTES	DESCRIPTION
BOLD	Most popular stock item

- This kit includes:
- 1- Evergreen EM control module
 - 2- Control mounting bolts
 - 1- Low voltage harness (Optional)
 - 1- Motor ID label



Get technical support for Evergreen EM motors visit:
www.EvergreenEM-motors.com

** This warranty shall expire twenty-four (24) months from first use of the product or thirty (30) months from the date of shipment of the product, whichever comes first. Except as stated here, Regal Rexnord standard limited warranty applies. See www.regalrexnord.com (Terms and Conditions of Sale).

GENTEQ® EVERGREEN® MOTORS

EVERGREEN VS MOTORS

These motors represent the largest volume of variable speed motors used in HVAC OEM applications to date in the indoor blower motor segment.



APPLICATIONS:

- Furnace, air handler and package units
- Fossil fuel, electric strip heat, A/C, heat pump and geothermal units

FEATURES:

- Frame: NEMA®* 48
- Encapsulated electronics
- Electronic overload protection
- 6kV surge protection
- Two year warranty**
- UL* Recognized Component
- Reversible

CONSUMER BENEFITS:

- Service call completed the same day including after hours calls
- Reduce time on call using part on truck
- Built by same manufacturer as original motor
- Maintains system performance and efficiency

CONTRACTOR BENEFITS:

- Pre-programmed
- Plug-n-play
- Dual voltage
- Dual rotation
- Truck stock

SPECIFICATIONS

Match the horsepower (HP) and voltage (VAC) ratings of the Evergreen VS motor to the motor being replaced. It is not necessary for the RPM or the amperage (FLA) to match.

HP	RPM	SPD	VOLTS	FLA AMPS	FRAME	SHAFT DIA & LENGTH	BODY LENGTH	OVERALL LENGTH	STOCK NO
1/3	1050	Variable	120/240	5.0/2.8	48	.5 x 5 (3.5 SF)	5.71	10.71	6503V
1/2	1050	Variable	120/240	7.7/4.3	48	.5 x 5 (3.5 SF)	6.21	11.21	6505V
3/4	1050	Variable	120/240	10.1/6.1	48	.5 x 5 (3.5 SF)	6.96	11.96	6507V
1	1050	Variable	120/240	12.8/7.4	48	.5 x 5 (3.5 SF)	7.71	12.71	6510V

NOTES	DESCRIPTION
BOLD	Most popular stock item

Get technical support for Evergreen VS motors visit:
www.EvergreenVS-motors.com

* The following are believed to be the trademarks and/or trade names of their respective owners and are not owned or controlled by Regal Rexnord Corporation, UL/UL LLC and NEMA: National Electrical Manufacturers Association.

** This warranty shall expire twenty-four (24) months from first use of the product or thirty (30) months from the date of shipment of the product, whichever comes first. Except as stated here, Regal Rexnord standard limited warranty applies. See www.regalrexnord.com (Terms and Conditions of Sale).

GENTEQ® EVERGREEN® MOTORS

EVERGREEN VS MOTORS AND ACCESSORIES

EVERGREEN VS USER INTERFACE - 5K010V

The Evergreen VS user interface (UI) #5K010V is the second generation of this product. The UI functions have been simplified for everyday installation, with all optional features moved to the Evergreen VS Optimizer™ tool. This tool can be found in the Dealer Toolbelt app available on both the Apple Store®* and Google Play™* applications.











EVERGREEN ACCESSORIES

STOCK NO	DESCRIPTION
5K010V	Evergreen VS User Interface ■
5K015	Genteq 16-4 Pin Adapter ■
5K016	Evergreen Rotation Reversing Harness ■+

NOTES	DESCRIPTION
BOLD	Most popular stock item
■	Sold separately and installed permanently with the motor The Evergreen VS motor will automatically configure rotation to match the application. The rotation reversing harness (#5K016) is only needed if the motor does not operate the correct direction following the installation instructions.
+	

GENTEQ

CONSTANT AIRFLOW ECM (VARIABLE SPEED) REPLACEMENT MOTOR OPTIONS

	INDOOR BLOWER MOTORS	EVERGREEN® VS MOTOR	REQUIRED ACCESSORY (SOLD SEPARATELY FROM MOTOR)
16-PIN SOLUTION	 <p>Model 2.0 Model 2.3 Eon® motor</p> <p>Constant Airflow (Variable Speed) ECM Motors (GE®* model 2.0, Genteq® models 2.3 and Eon® motors) Note: The model 2.3 motor has the same physical appearance as the GE® model 2.5 motor. Always confirm model name on motor.</p>	 <p>Evergreen VS motor</p>	 <p>5K010V</p> <ul style="list-style-type: none"> • The Evergreen VS User Interface (#5K010V) is required for this application and is installed permanently with the motor. • This part is sold separately from the motor.
	 <p>Model 2.5</p> <p>Constant Airflow (Variable Speed) ECM Motors (Model 2.5 motor) Note: The GE model 2.5 motor has the same physical appearance as the model 2.3 motor. Always confirm model name on motor.</p>	 <p>Evergreen VS motor</p>	 <ul style="list-style-type: none"> • The Genteq 16-4 Pin Adapter (#5K015) is required for this application and is installed permanently with the motor. • This part is sold separately from the motor.
4-PIN SOLUTION	 <p>Model 3.0</p> <p>Constant Airflow (Variable Speed) ECM Motors (Genteq model 3.0 motor)</p>	 <p>Evergreen VS motor</p>	<ul style="list-style-type: none"> • Plug-n-play (Connect OEM plugs...DONE)

*The following are believed to be the trademarks and/or trade names of their respective owners and are not owned or controlled by Regal Rexnord Corporation. GE: General Electric Company; Apple Store: Apple Inc; Google Play: Google LLC

ECM MADE EASY™

What If...
you could replace 32 PSC motors with just 3 ECM motors?

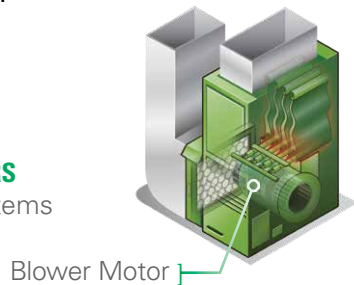
Evergreen® IM

INDOOR BLOWER MOTOR

2 Evergreen IM motors replace **16** of the most common PSC motor ratings.

FURNACE AIR HANDLERS

Includes Package Systems




115-230 VAC
1/2-1/5 HP
CW / CCW
CAT #6005



115-230 VAC
1-1/2 HP
CW / CCW
CAT #6010

48 FRAME / 1075 RPM INDOOR BLOWER MOTORS



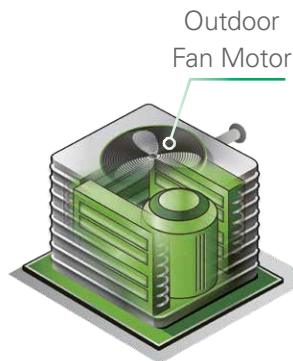
Evergreen OM

OUTDOOR FAN MOTOR

1 Evergreen OM motor replaces **16** of the most common PSC motor ratings.


A/C & HEAT PUMP UNITS

Includes Package Systems



230 VAC
1/3-1/10 HP
CW / CCW
CAT #6303
or CAT #6303R

48 FRAME / 230 VAC OUTDOOR FAN MOTORS



GENTEQ® EVERGREEN® MOTORS

EVERGREEN OM OUTDOOR FAN MOTORS

The Evergreen OM motor is a versatile high efficiency ECM motor designed to replace induction motors (shaded pole or PSC) in outdoor fan applications.



APPLICATIONS:

- PSC outdoor fan motor replacement
- Direct-drive fan propellers (axial fan blades)
- A/C or heat pump systems (including split or package systems)

CONTRACTOR BENEFITS:

- Reduce truck stock
- No capacitor required
- Connects directly to existing controls
- No additional relays or wires needed

FEATURES:

- Frame: NEMA®* 48
- Encapsulated electronics
- Electronic overload protection
- 6kV surge protection
- Two year warranty**
- UL* Recognized Component
- Reversible

CONSUMER BENEFITS:

- Complete all calls the same day, including after hours calls
- Reduce time on call using part on truck
- Energy savings
- Quiet start and operation


GENTEQ

EVERGREEN OM REMOTE MOUNT CONTROL - STOCK # 6303R



FEATURES:

- All angle mount
- Lower profile
- Remote mount control
- Identical ratings to stock # 6303
- OEM mounting holes on side of motor shell (A) and end shield (B)



HP	RPM	SPD	VOLTS	MAX CURRENT AMP	FRAME	SHAFT DIA & LENGTH	BODY LENGTH	OVERALL LENGTH	STOCK NO
1/5 - 1/10	850/1100	2	208-230	2.8	48	.5 X 3 (2.5 SF)	5.45	8.49	6301
1/3 - 1/10	850/1100	2	208-230	3.5	48	.5 X 3 (2.5 SF)	5.95	8.99	6303
1/3 - 1/10	850/1100	2	208-230	3.5	48	.5 X 5.5 (5 SF)	4.23 ■	9.79	6303R

ACCESSORIES FOR EVERGREEN OM MOTORS

- Low ambient kit
- PWM harness
- PWM controls
- OEM motor mount #2098A

NOTES	DESCRIPTION
■	This dimension represents the motor length from end shield to end shield excluding control.
BOLD	Most popular stock item

Get technical support for Evergreen OM motors visit:
www.EvergreenOM-motors.com

* The following are believed to be the trademarks and/or trade names of their respective owners and are not owned or controlled by Regal Rexnord Corporation, UL/UL LLC and NEMA: National Electrical Manufacturers Association.

** This warranty shall expire twenty-four (24) months from first use of the product or thirty (30) months from the date of shipment of the product, whichever comes first. Except as stated here, Regal Rexnord standard limited warranty applies. See www.regalrexnord.com (Terms and Conditions of Sale).

What **if...**

the motor in your HVAC equipment could increase your Indoor Air Quality?



ECM MADE EASY™

Evergreen® IM

IMPROVE INDOOR AIR QUALITY (IAQ)

If you're only running 1/2 the time, you're only catching 1/2 the problem.

THE PROBLEM:

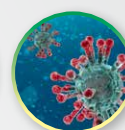
IAQ accessories are only working while the system blower is on, circulating the air through the IAQ devices. Standard / PSC motors are not economical, resulting in higher energy costs, noise and draft.



Pollen



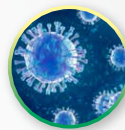
Pet Dander



Germs



Bacteria



Virus



Smoke



Odors



Cleaning Chemicals

THE SOLUTION:

Replace the standard / PSC motor and install an Evergreen® ECM motor that can operate continuously, efficiently, and at lower RPMs with minimal energy usage. Run constant fan 24/7 to optimize your Indoor Air Quality (IAQ) accessories.

Complete Your Whole Home Solution with an Evergreen® IM Motor!

PURIFICATION

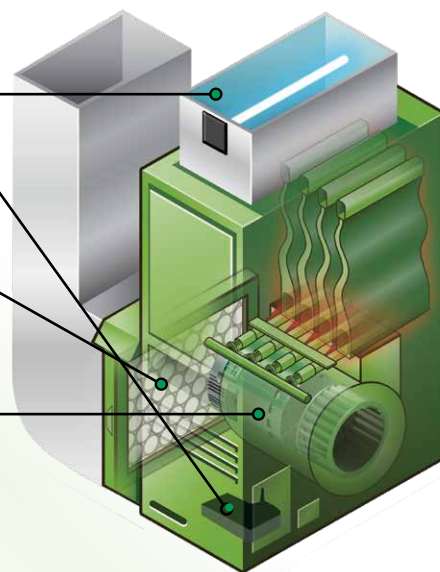
UV lights/PCO units & Ionizers

FILTRATION

Whole Home Filter
- Deep pleated media
- Electronic

CONTINUOUS OPERATION

Blower Motor
- Genteq® Evergreen® IM Motor



www.ECMMadeEasy.com

GENTEQ® EVERGREEN® MOTORS

EVERGREEN IM MOTORS

With Evergreen IM motors, you'll give your customers the efficiency and comfort of a new ECM driven system, without replacing the entire system. Simply replace the PSC motor with an Evergreen IM motor. It's not only easy to install, but it can also reduce your inventory and increase your profits.



APPLICATIONS:

- Designed to replace factory PSC indoor blower motors in HVAC systems
- Furnace air handler and package units

FEATURES:

- Frame: NEMA®* 48
- Encapsulated electronics
- Electronic overload protection
- 6kV surge protection
- Reversible
- Two year warranty**
- UL* Recognized Component

CONTRACTOR BENEFITS:

- Reduce truck stock
- No capacitor required
- Connects directly to existing relays or circuit boards
- No additional relays or wires needed
- Automatically determines motor direction using rotation sensing technology
- Two motors replace the following ratings:
 - 1/5, 1/4, 1/3, 1/2, 3/4, and 1 horsepower
 - 115/230 VAC
 - CW and CCW rotation
 - 1000-1075 RPM
 - Direct drive - 48 frame

CONSUMER BENEFITS:

- Energy savings
- Quiet operation
 - On/Off ramping
- Constant torque technology
 - Automatically supports airflow due to filter loading
- Optimized continuous fan speed
 - Energy savings
 - Quiet operation (little to no air noise or draft)
 - Increases comfort by reducing motor noise and temperature differences throughout the home
 - Improves indoor air quality (IAQ) by operating IAQ products continuously using the high efficiency continuous fan speed

HP	RPM	SPD	VOLTS	FLA AMPS	FRAME	SHAFT DIA & LENGTH	BODY LENGTH	OVERALL LENGTH	STOCK NO	CROSS REFERENCE
1/2 (1/2, 1/3, 1/4, 1/5)	1075	5	115/230	6.7/4.0	48	.5 X 5 (4.5 SF)	6.34	11.26	6005	US Motors®* 5520ET, 5521ET, 5530ET, 5531ET, 5522ET, 5532ET, Azure®*/Mars®* 10800■, Mars 10860■, Century® CSL1056, CS1056
1 (1, 3/4, 1/2)	1075	5	115/230	11.0/6.7	48	.5 X 5 (4.5 SF)	7.84	12.76	6010	US Motors 5540ET, 5541ET, 5550ET, 5551ET, 5542ET, 5552ET, Azure/ Mars 10801, Mars 10861, Century CSL1106, CS1106

■ Evergreen IM motors can replace Azure* motors when used to replace PSC motors. Evergreen IM motors can replace Azure* motors when used to replace X13 motors.

NOTES	DESCRIPTION
BOLD	Most popular stock item

Get technical support for Evergreen IM motors visit:
www.EvergreenIM-motors.com

* The following are believed to be the trademarks and/or trade names of their respective owners and are not owned or controlled by Regal Rexnord Corporation. US Motors: Nidec Motor Corporation; Azure: MARS; MARS: Motors & Armatures, Inc.; NEMA: National Electrical Manufacturers Association and UL: UL LLC.

** This warranty shall expire twenty-four (24) months from first use of the product or thirty (30) months from the date of shipment of the product, whichever comes first. Except as stated here, Regal Rexnord standard limited warranty applies. See www.regalrexnord.com (Terms and Conditions of Sale).

GENTEQ® EVERGREEN® MOTORS

EVERGREEN DS MOTOR

The Evergreen DS dual shaft motor easily replaces most permanent split capacitor (PSC) motors in modular building applications. Designed to replace direct drive, dual shaft induction motors found in HVAC indoor blower motor applications with forward curved (squirrel cage) blower wheels.

APPLICATIONS:

Use in modular buildings such as schools, telecom, oil field site, amusement parks and storage containers.

FEATURES:

- No capacitor required
- Connects directly to HVAC system controls
- No additional relays or wires needed
- UL * Recognized Component
- Two year warranty**
- Encapsulated electronics
- Reversible
- Electronic overload protection
- 6 kV surge protection
- Mounting: Pedestal or belly band mount (2.25" or 2.5" dia.)
- Enclosure: Open Air Over (OAO)
- Ambient Rating:
 - 20°C to 55°C on 1/3 HP and 1/2 HP (non-icing conditions)
 - 20°C to 45°C on 3/4 HP (non-icing conditions)
- Shaft: 6.4" single flat



BENEFITS:

- Reduce truck stock and get the job done
- Supports MERV 13 filter integration
- Up to 25% energy savings in demand modes
- Up to 75% energy savings in continuous fan mode

HP	RPM	SPD	FLA AMPS		FRAME	SHAFT DIA & LENGTH	BODY LENGTH	OVERALL LENGTH	STOCK NO
			115 VOLTS	208-230 VOLTS					
3/4 (3/4, 1/2, 1/3)	1070	5	11.0	6.7	48	1/2 X 6-3/4 X 6-3/4	6	19-1/2	6007DS

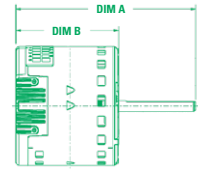
Get technical support for Evergreen DS motors visit:

www.EvergreenDS-motors.com

* UL is believed to be the trademark and/or trade name of UL LLC and is not owned or controlled by Regal Rexnord Corporation.

** This warranty shall expire twenty-four (24) months from first use of the product or thirty (30) months from the date of shipment of the product, whichever comes first. Except as stated here, Regal Rexnord standard limited warranty applies. See www.regalrexnord.com (Terms and Conditions of Sale).

GENTEQ® EVERGREEN® MOTOR SPECIFICATIONS



MODEL	STOCK NO.	HP	VOLTS	FLA	RPM	SPDS	SHAFT DIA & LENGTH	OVERALL LENGTH	BODY LENGTH
Evergreen EM Motors (X13 and Endura® Pro Motor Replacement) Control Modules available, use same EM stock number followed by CTL (ex. 6207ECTL)	6103E	6907	115	4.8	1075	5/PWM	.5 x 5 (4.5 SF)	10.17	5.25
	6105E	1/2	115	6.8	1075	5/PWM	.5 x 5 (4.5 SF)	10.67	5.75
	6107E	3/4	115	8.4	1075	5/PWM	.5 x 5 (4.5 SF)	11.42	6.5
	6110E	1	115	10.9	1075	5/PWM	.5 x 5 (4.5 SF)	12.17	7.25
	6203E	1/3	208-230	2.8	1075	5/PWM	.5 x 5 (4.5 SF)	10.17	5.25
	6205E	1/2	208-230	4.1	1075	5/PWM	.5 x 5 (4.5 SF)	10.67	5.75
	6207E	3/4	208-230	6	1075	5/PWM	.5 x 5 (4.5 SF)	11.42	6.5
	6210E	1	208-230	7.6	1075	5/PWM	.5 x 5 (4.5 SF)	12.17	7.25
Evergreen CM Motors (X13 and Endura Pro Motor Replacement)	6703	1/3	208-230/277	2.8	1075	5/PWM	.5 x 4 (3.5 SF)	9.17	5.25
	6705	1/2	208-230/277	4.1	1075	5/PWM	.5 x 4 (3.5 SF)	9.67	5.75
	6707	3/4	208-230/277	6	1075	5/PWM	.5 x 4 (3.5 SF)	10.42	6.5
	6710	1	208-230/277	7.6	1075	5/PWM	.5 x 4 (3.5 SF)	11.17	7.25
	6405	1/2	460	2.1	1075	5/PWM	.5 x 4 (3.5 SF)	10.53	6.61
	6407	3/4	460	3.1	1075	5/PWM	.5 x 4 (3.5 SF)	11.28	7.36
	6410	1	460	4	1075	5/PWM	.5 x 4 (3.5 SF)	12.03	8.11
Evergreen VS Motors (Variable Speed Replacement Motor)	6503V	1/3	120/240	5.0/2.8	1050	Variable	.5 x 5 (4.5 SF)	10.71	5.71
	6505V	1/2	120/240	7.7/4.3	1050	Variable	.5 x 5 (4.5 SF)	11.21	6.21
	6507V	3/4	120/240	10.1/6.1	1050	Variable	.5 x 5 (4.5 SF)	11.96	6.96
	6510V	1	120/240	12.8/7.4	1050	Variable	.5 x 5 (4.5 SF)	12.71	7.71
Evergreen IM Motors (PSC Replacement Motor)	6005	1/2 (1/2, 1/3, 1/4, 1/5)	115/230	6.7/4.0	1075	5	.5 x 5 (4.5 SF)	11.26	6.34
	6010	1 (1, 3/4, 1/2)	115/230	11.0/6.7	1075	5	.5 x 5 (4.5 SF)	12.76	7.84
Evergreen DS Motors (PSC Replacement Motor)	6007DS	3/4 (3/4, 1/2, 1/3)	115/208-230	11.0/6.7	1070	5	.5 x 6.75 x 6.75 (6.4 SF)	19.63	5.89
Evergreen OM Motors (PSC Replacement Motor)	6301	1/5 - 1/10	208-230	2.8	850/1100	2	.5 x 3 (2.5 SF)	8.49	5.45
	6303	1/3 - 1/10	208-230	3.5	850/1100	2	.5 x 3 (2.5 SF)	8.99	5.95
	6303R	1/2 - 1/10	208-230	3.5	850/1100	2	.5 x 5.5 (5 SF)	9.79	4.23

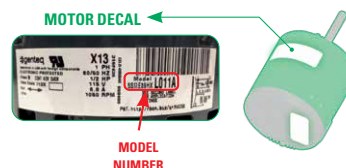
ROTATION: Reversible // FRAME: NEMA®* 48

ONLINE EVERGREEN CROSS REFERENCE TOOL

www.regalrexnord.com/cross-reference

This website allows you to cross reference a Genteq OEM ECM model number to an exact Genteq Evergreen replacement motor.

Follow this guide to locate the Genteq ECM model number.



NOTES	DESCRIPTION
BOLD	Most popular stock item

* NEMA is believed to be the trademark and/or trade name of National Electrical Manufacturers Association and is not owned or controlled by Regal Rexnord Corporation.

GENTEQ® EVERGREEN® HVAC MOTOR REPLACEMENT SOLUTIONS

INDOOR BLOWER MOTORS	EVERGREEN® REPLACEMENT OPTIONS
 <p>Induction Motors Shaded Pole or PSC (typically built with two brown or purple run capacitor wires)</p>	 <p>Evergreen IM Motors</p> <ul style="list-style-type: none"> • Match VAC, RPM and HP ratings • The FLA (amperage) ratings does not need to match • If the old motor does not use a belly band mount, a new mount will be needed. • When replacing a 1/2 HP PSC motor, refer to chart on the top of page 2 of IM manual for support. Get the IM manual at ECMMadeEasy.com
 <p>Constant Torque ECM Motors</p> <ul style="list-style-type: none"> • Genteq® models X13 or Endura® Pro motors • US Motors®* SelecTech®* and RESCUE SELECT®* motors • Broad Ocean®* motors (with 24VAC speed taps) 	 <p>Evergreen EM & CM Motors</p> <ul style="list-style-type: none"> • Match VAC and HP ratings • The FLA (amperage) and RPM ratings do not need to match  <p>Evergreen EM Control Modules</p> <ul style="list-style-type: none"> • Used to replace control modules for Genteq X13, Endura Pro and Evergreen EM motors
 <p>Constant Airflow (Variable Speed) ECM Motors (GE®* model 2.0, Genteq® models 2.3 and Eon® motors) Note: The model 2.3 motor has the same physical appearance as the model 2.5 motor. Always confirm model name on motor, use the Motor Specifications page if needed.</p>	 <p>Evergreen VS Motors & User Interface (UI)</p> <ul style="list-style-type: none"> • Match VAC and HP ratings • The FLA (amperage) and RPM ratings do not need to match • The UI (#5K010V) is required for this application and is installed permanently with the motor. This part is sold separately from the motor.
 <p>Constant Airflow (Variable Speed) ECM Motors (GE®* model 2.5 motor) Note: The model 2.5 motor has the same physical appearance as the model 2.3 motor. Always confirm model name on motor, use the Motor Specifications page if needed.</p>	 <p>Evergreen VS Motors & 16-4 Pin Adapter</p> <ul style="list-style-type: none"> • Match VAC and HP ratings • The FLA (amperage) and RPM ratings do not need to match • The 16-4 Pin Adapter (#5K015) is required for this application and is installed permanently with the motor. This part is sold separately from the motor.
 <p>Constant Airflow (Variable Speed) ECM Motors (Genteq® models 3.0 and Eon+® motors, also branded as Eon Serial)</p>	 <p>Evergreen VS Motors</p> <ul style="list-style-type: none"> • Match VAC and HP ratings • The FLA (amperage) and RPM ratings do not need to match
OUTDOOR FAN MOTORS	EVERGREEN REPLACEMENT OPTIONS
 <p>Induction Motors Shaded Pole or PSC</p> 	 <p>Evergreen OM Motors</p> <ul style="list-style-type: none"> • Match VAC and HP ratings • The FLA (amperage) and RPM ratings do not need to match <p>Stock #6303R:</p> <ul style="list-style-type: none"> • Remote mount control • Lower profile motor • All angle mount • OEM mounting holes
 <p>Constant Speed ECM Motors (Genteq® motor models 142 & 142R).</p>	<p>Constant Speed ECM outdoor fan motors must be replaced with an OEM part from the manufacturer of the HVAC system from which it is removed.</p>

OEM = Original Equipment Manufacturer (Manufacturer of the HVAC Furnace/Air Handler/Package System)

Evergreen manuals, brochures and videos are available at ECMMadeEasy.com.

*The following are believed to be the trademarks and/or trade names of their respective owners and are not owned or controlled by Regal Rexnord Corporation. Broad Ocean: Zhongshan Broad-Ocean Motor Co., Ltd.; GE: General Electric Company; US Motors, SelecTech and Rescue Select: Nidec Corporation.



The Genteq brand has earned a reputation as an industry leader of ECM motors for over 30 years. These motors are used in air moving, residential, and light commercial HVAC industries, providing unmatched performance.



GENTEQ® COMMERCIAL REFRIGERATION MOTORS

GENTEQ® KRYO™ FORTRESS MOTORS BUILT TO BE YOUR TRUCK STOCK MOTOR

APPLICATIONS:

The versatility and performance of the Kryo Fortress motor make it an ideal retrofit or replacement motor for OEM motors. It can be used on other ECM (electronically commutated motor) or shaded pole unit bearing motors in commercial refrigeration evaporator and condenser units.

FEATURES:

TWO MOTORS REPLACE ALL MOTORS RATED:

- 4-27 or 4-20 watts (automatically operates at the watts needed by load)
- 115-230 VAC (automatic) allowable voltage range 90-240 VAC
- Reversible (one wire connection)
- Standard 1/4-20" shaft thread

MULTIPLE STANDARD MOUNTING OPTIONS:

- Standard rear 3-hole and 4-hole mounting
- Two-sided mounting feet

BENEFITS:

BUILT TO BE EASY TO INSTALL:

- Standard two-pin molded plug
- Reverse rotation with one wire connection
- Multiple standard mounting options

BUILT TO SAVE ENERGY

High efficiency ECM motors provide 41% greater efficiency over traditional shaded pole motors.

BUILT TO LAST:

- IP66 and IP67 rating (water-tight, dust-tight and submersible)
- Long-life ball bearings
- Aluminum body
- Can operate in temperatures between -40° C and 55° C

REPLACES 28 DIFFERENT MOTOR RATINGS

WATTS	RPM	SPD	VOLTS	AMPS	ROT	BRG	ENCL	SHAFT	BODY LENGTH	CROSS REF *	STOCK NO
4-27	1550	1	90-240	.65-.30	REV	Ball	IP66/IP67	1/4 X 20 THRD	3.61	10891, EC5411E, EC5412E, EC5414E	MD5411
4-20	1550	1	90-240	.55-.20	REV	Ball	IP66/IP67	1/4 X 20 THRD	3.11	10891, EC5411E, EC5412E, EC5414E	MD5411S



Stock No. 2117 -
Right Angle Plug Adaptor
(available separately)

NOTES	DESCRIPTION
BOLD	Most popular stock item
*	Verify that the motor output, watts and RPM are suitable for the motor to be replaced

GENTEQ® KRYO™ FORTRESS FAN PACKS

BUILT TO BE EASY INSTALL

APPLICATIONS:

The versatility and performance of the Kryo Fortress motor make it an ideal retrofit or replacement fan pack for OEM motors. It can be used on other ECM (electronically commutated motor) or shaded pole unit bearing motors in commercial refrigeration evaporator and condenser units.

FEATURES AND BENEFITS:

BUILT TO BE EASY TO INSTALL:

- Standard two-pin molded plug (operates motor at 4-20 watts, 1550 RPM, CW rotation) 115-230 VAC (automatic)
- Allowable voltage range 90-240 VAC

BUILT TO LAST:

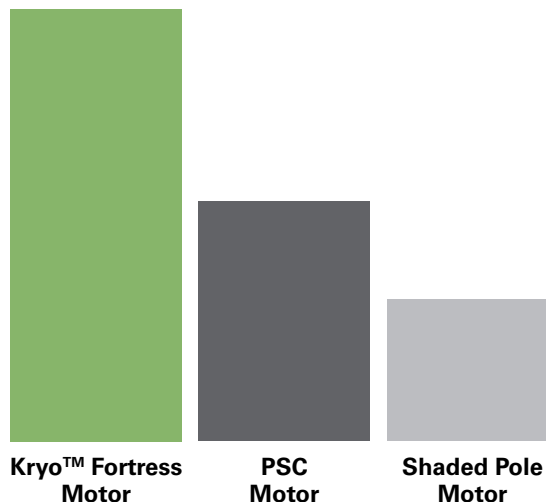
- IP66 and IP67 rating (water-tight, dust-tight and submersible)
- Long-life ball bearings
- Aluminum body
- Can operate in temperatures between -40° C and 55° C

BUILT TO SAVE ENERGY

High efficiency ECM motors provide 41% greater efficiency over traditional shaded pole motors

ENERGY SAVINGS ECM DESIGN

Comparison 16 Watt Motors @ 1550 RPM



CFM	WATTS	RPM	SPD	VOLTS	AMPS	ROT	BRG	ENCL	MOUNTING B.C.	CROSS REF *	STOCK NO	FIG	NOTES
355	4-20	1550	1	90-240	.55-.20	CW	Ball	IP66/IP67	9.532	5R024, 5R033	MD5469	A	17
355	4-20	1550	1	90-240	.55-.20	CW	Ball	IP66/IP67	9.8	5R026, 5R035, 5470, EC5470FP	MD5470	B	15
390	4-20	1450	1	90-240	.55-.20	CW	Ball	IP66/IP67	9.8	5R027, 5R036, 05471	MD5471	B	15
415	4-20	1550	1	90-240	.55-.20	CW	Ball	IP66/IP67	9.8	5R028, 5R037, 05472, EC5472FP	MD5472	B	15

NOTES	DESCRIPTION
BOLD	Most popular stock item
15	Straight 2 pin plug
17	Right angle 2 pin plug
*	Verify that the motor output, watts and RPM are suitable for the motor to be replaced



FIG A



FIG B

DUAL VOLTAGE, DROP-IN REPLACEMENT

GENTEQ® REFRIGERATION AND HVAC MOTORS

COMMERCIAL REFRIGERATION MOTORS

ARKTIC™ 142 MOTOR

APPLICATIONS:

The Arctic 142 motor is primarily used in the evaporator of commercial refrigeration walk-in coolers and freezers, as well as outdoor condensers.

MECHANICAL FEATURES:

- NEMA®* 48 frame
- ECM (electronically commutated motor)
- Shaft 1/2" diameter, single flat
- Totally enclosed-air over
- Ball bearing with low temperature grease
- Belly band mounting
- RoHS compliant
- Horizontal or vertical shaft up
- Designed for 60 and 50 HZ

ELECTRICAL FEATURES:

- Efficiency: ~77% peak
- Voltage: 208-230 (180-264) VAC single phase
- Pre-programmed

BENEFITS:

- Storage Temp: -40° C to 80° C ambient
- Operating Temp: -40° C to 55° C ambient

HP	SPD	RPM	VOLTS	ROT	FLA @ NP	OVERALL LENGTH	SHAFT LENGTH	STOCK NO	FIG
1/3	1	1075	230	CCW	2.6-3.5	10.09	4	5R007	A

HVAC MOTORS

DIRECT DRIVE FAN AND BLOWER MOTORS

APPLICATIONS:

Direct drive fan and blower motors are designed for continuous air over applications, such as high voltage fan and blower systems.

FEATURES:

- 42 Frame
- Designed for 370 volt capacitor (not furnished)
- Automatic thermal overload protection
- Permanent split capacitor
- Single shaft
- Sleeve bearing

SINGLE PHASE - OPEN

HP	RPM	SPD	VOLTS	BASE	ROT	FLA @ NP	OVERALL LENGTH	STOCK NO	FIG	NOTES
1/30	1075	3	115	RB	CCW/CW	.60	12.9	2840	A	6
1/8	1075	3	115	2RR	CCW/CW	2.5	9.4	2824	A	
1/5	1075	3	115	2RR	CCW/CW	3.5	9.9	2825	A	
1/4	1075	3	208-230	2RR	CCW/CW	2.2	10.2	2828	A	
1/3	1075	3	115	2RR	CCW/CW	5.8	10.2	2829	A	

NOTES	DESCRIPTION
BOLD	Most popular stock item
6	Length adapter kit included

NOTES	DESCRIPTION
RB	Resilient cradle base
2RR	Resilient rings (no base provided)



FIG A



FIG B

*NEMA is believed to be the trademark and/or trade name of National Electrical Manufacturers Association and is not owned or controlled by Regal Rexnord Corporation.

GENTEQ® OEM REPLACEMENT MOTORS

INTERNATIONAL ENVIRONMENTAL** - MODEL NUMBER 5KCP29KK8983S

HP	RPM	SPD	VOLTS	FLA @ NP	ROT	CAP MFD/VAC	ENCL	BRG	FRAME	BASE	SHAFT LE & OLE LENGTH	OVERALL LENGTH	STOCK NO	FIG
1/8	950	3	115	3.1	CCW	10/370	OAO	Sleeve	29	TFL	1/2 X 5-1/2	10.50	2S001	A

Cross Reference - 5KCP29KK689S

INTERNATIONAL ENVIRONMENTAL - MODEL NUMBER 5KCP29FK8997S

HP	RPM	SPD	VOLTS	FLA @ NP	ROT	CAP MFD/VAC	ENCL	BRG	FRAME	BASE	SHAFT LE & OLE LENGTH	OVERALL LENGTH	STOCK NO	FIG
1/20	1075	3	115	1.25	CCW	7.5/370	OAO	Sleeve	29	TFL	1/2 X 6-1/2	11	2S002	B

Cross Reference - 5KCP29FK6011S

VARIOUS OEMS MODEL NUMBER 5KCP29CK4534S

HP	RPM	SPD	VOLTS	FLA @ NP	ROT	CAP MFD/VAC	ENCL	BRG	FRAME	BASE	SHAFT LE & OLE LENGTH	OVERALL LENGTH	STOCK NO	FIG
1/10	1075	4	115	1.7	CW	4/370	OAO	Sleeve	29	RB	10-1/2 X 1/2 X 10-1/2	25	2362	C

Cross Reference - 5KCP29CK4534T



FIG A



FIG B



FIG C

**International Environmental is believed to be the trademark and/or trade name of The Climate Control Group, Inc. and is not owned or controlled by Regal Rexnord Corporation.

WHAT IS THE GENTEQ® BRAND?

Genteq is the leading brand in ECM motor technology used by all major HVAC system manufacturers for over 30 years.



OVER THE LAST 30 YEARS, our Genteq line of ECM motors has offset more than

100,000,000

metric tons of greenhouse gas and saved the energy equivalent of a train loaded with coal extending 5,000 miles.



For over 100 years Century motors have been pioneering the use of electric motors in the HVAC, refrigeration and commercial markets. Century motors bring cutting edge, high quality and energy efficient solutions to customers all over the world.



CENTURY® UNIT BEARING MOTORS

MANUFACTURED BY ELECTRIC MOTORS & SPECIALTIES*
MADE IN THE USA



APPLICATIONS:

Unit bearing shaded pole motors widely used in industrial and commercial refrigeration applications for condensing and evaporating units. Also used in freezers, food and beverage coolers, bottle coolers, walk-in and reach-in coolers and ventilation units.

15-35 WATT (1/50 TO 1/20 HP)

FEATURES:

- High efficiency
- Cast iron
- Fan motors
- Horizontal and shaft up mounting only

BENEFITS:

- Drop-in replacement for existing unit bearing shaded pole motors
- Wide range of application compatibility
- Long life OEM designs

WATT	RPM	VOLTS	AMPS	ROT	SHAFT DIA & LENGTH	EMS NUMBER	OEM PART NUMBER	STOCK NO	FIG	NOTES
15	1550	115	.60	CCWLE	5/16 X 7	ESPOL15EMJR11	24-0366	277	A	■
15	1550	115	.60	CCWLE	5/16 X 5	ESP-L15EMJR1B2		292	A	
16	1550	115	.80	CWLE	1/4 X 20 THREAD	ESPL16EM1	9161045-04, 879-386857	246	B	■
16	1550	115	.80	CCWLE	1/4 X 20 THREAD	ESPL16EMR1		247	B	
16	1550	230	.40	CWLE	1/4 X 20 THREAD	ESPL16EM2		248	B	
16	1550	230	.40	CCWLE	1/4 X 20 THREAD	ESPL16EMR2		249	B	
25	1550	115	1.1	CCWLE	5/16 X 7	ESPL25MJR1B1	31-0154	297	B	■ 38
25	1550	115	1.1	CWLE	1/4 X 20 THREAD	ESPL25EM1	002412283, 18-7200-01	250	B	■
25	1550	115	1.1	CCWLE	1/4 X 20 THREAD	ESPL25EMR1		251	B	
25	1550	230	.60	CWLE	1/4 X 20 THREAD	ESPL25EM2		252	B	
25	1550	230	.60	CCWLE	1/4 X 20 THREAD	ESPL25EMR2		253	B	
35	1550	115	1.4	CWLE	1/4 X 20 THREAD	ESPL35EM1	810M035A29	254	B	■
35	1550	115	1.4	CCWLE	1/4 X 20 THREAD	ESPL35EMR1	810M035A21 & A28	255	B	
35	1550	230	.70	CWLE	1/4 X 20 THREAD	ESPL35EM2	810M035A28, TFM-352, 30-9316	256	B	■
35	1550	230	.70	CCWLE	1/4 X 20 THREAD	ESPL35EMR2		257	B	

NOTES	DESCRIPTION
■	OEM replacement
38	Pin hole in shaft



FIG A



FIG B

* EM&S is believed to be the trademark or trade name of Electric Motors & Specialties, LLC and is not owned or controlled by Regal Rexnord Corporation.

CENTURY® UNIT BEARING MOTORS

MANUFACTURED BY ELECTRIC MOTORS & SPECIALTIES*
MADE IN THE USA



APPLICATIONS:

Unit bearing shaded pole motors widely used in industrial and commercial refrigeration applications for condensing and evaporating units. Also used in freezers, food and beverage coolers, bottle coolers, walk-in and reach-in coolers and ventilation units.

50-75 WATT (1/15 HP)

FEATURES:

- High efficiency
- Cast iron
- Fan motors
- Horizontal and shaft up mounting only

BENEFITS:

- Drop-in replacement for existing unit bearing shaded pole motors
- Wide range of application compatibility
- Long life OEM designs

WATT	RPM	VOLTS	AMPS	ROT	SHAFT DIA & LENGTH	EMS NUMBER	OEM PART NUMBER	STOCK NO	FIG	NOTES
50	1500	115	1.7	CWLE	3/8 X 1-1/2	ESPOL50EM1	050-0244-01	258	A	■
50	1500	115	1.7	CWLE	5/16 X 3	ESPOL50EM1B1	13435-0000	291	B	■
50	1500	115	1.7	CCWLE	3/8 X 1-1/2	ESPOL50EMR1		259	A	■
50	1500	115	1.7	CWLE	3/8 X 1 1/2	ESPOL50EM13	998-1008-00	289	C	■ 75
50	1500	230	.85	CWLE	3/8 X 1 1/2	ESPOL50EM2	050-0244-00	260	A	■
50	1500	208-230	1.2	CWLE	3/8 X 1-1/4	ESPOL60EM2		9200	D	
50	1500	230	.85	CCWLE	3/8 X 1-1/2	ESPOL50EMR2		261	E	■
50	1500	230	.85	CCWLE	5/16 X 2-1/2	ESPOL50EMJR21	810M050A62	276	F	■
50	1500	230	.85	CWLE	5/16 X 2-1/2	ESPOL50EM2B	ESPOL50EM2B	285	F	■
50	1500	230	.85	CWLE	3/8 X 1-1/2	ESPOL50EM26	998-1007-00	288	C	■ 75
50	1500	460	.44	CWLE	3/8 X 1-1/2	ESPOL50EM461	050-0244-02	290	F	■
50	1500	115	1.7	CWLE	1/4 X 3/8	ESP-OL50EM16H	050-03441-01	9220	D	■
50	1500	208-230	.85	CWLE	1/4 X 3/8	ESP-OL50EM26H	050-0344-00, 050-0344-10	9221	D	■
50	1500	460	.44	CWLE	1/4 X 3/8	ESP-OL50EM46H	050-0344-03	9222	D	■
75	1500	230	1.5	CWLE	3/8 X 1-1/2	ESPOL75EM2		298	F	■

NOTES	DESCRIPTION
■	OEM replacement
BOLD	Most popular stock item
75	Includes mounting bracket and shaft bushing



FIG A



FIG B



FIG C



FIG D



FIG E



FIG F

* EM&S is believed to be the trademark or trade name of Electric Motors & Specialties, LLC and is not owned or controlled by Regal Rexnord Corporation.

CENTURY® SPECIAL UNIT BEARING REPLACEMENT MOTORS

MANUFACTURED BY ELECTRIC MOTORS & SPECIALTIES*
MADE IN THE USA



BALLY**

WATTS	RPM	SPD	VOLTS	AMPS	ROTATION	CAP	SHAFT DIA & LENGTH	FRAME	BODY LENGTH	CROSS REF	STOCK NO	FIG	NOTES
50	1500	1	230	.85	CWLE	SP	5/16 X 1-1/2	Unit Bearing	3.77	ESPOL50EM2B	285	A	

COPELAND™**

WATTS	RPM	SPD	VOLTS	AMPS	ROTATION	CAP	SHAFT DIA & LENGTH	FRAME	BODY LENGTH	CROSS REF	STOCK NO	FIG	NOTES
20	1500	1	460	.44	CWLE	SP	3/8 X 1-1/2	Unit Bearing	3.63	050-0244-02	290	A	
35	1500	1	115	1.4	CWLE	SP	1/4 X 20 THREAD	Unit Bearing	3.39	050-02670	254A	B	
50	1500	1	115	1.7	CWLE	SP	3/8 X 1-1/2	Unit Bearing	3.78	050-0244-01	258	C	
50	1500	1	230	.85	CWLE	SP	3/8 X 1-1/2	Unit Bearing	3.78	050-0244-00	260	B	
50	1500	1	115	1.7	CWLE	SP	3/8 X 1-1/2	Unit Bearing	3.78	998-1008-00	289	D	
50	1500	1	230	.85	CWLE	SP	3/8 X 1-1/2	Unit Bearing	3.78	050-0244-00	288	D	
50	1500	1	230	.85	CWLE	SP	5/16 X 2-1/2	Unit Bearing	3.75	050-2640-0	276	E	
50	1500	1	115	1.7	CW	SP	1/4 X 20 THREAD	Unit Bearing	4.18	050-0344-01	9220	F	
50	1500	1	208-230	.85	CW	SP	1/4 X 20 THREAD	Unit Bearing	4.18	050-0344-00, 050-0344-10	9221	F	
50	1500	1	460	.44	CW	SP	1/4 X 20 THREAD	Unit Bearing	4.18	050-0344-03	9222	F	

CRYSTAL TIPS®**

WATTS	RPM	SPD	VOLTS	AMPS	ROT	CAP	SHAFT DIA & LENGTH	FRAME	BODY LENGTH	CROSS REFERENCE	STOCK NO	FIG	NOTES
16	1550	1	115	.80	CWLE	SP	1/4 X 20 THREAD	Unit Bearing	3.39	879-386857	246	G	

GIBSON / KELVINATOR®**

WATTS	RPM	SPD	VOLTS	AMPS	ROT	CAP	SHAFT DIA & LENGTH	FRAME	BODY LENGTH	CROSS REFERENCE	STOCK NO	FIG	NOTES
15	1500	1	115	.60	CCWLE	SP	5/16 X 7	Unit Bearing	3.32	24-0366, 5.024-0366	277	H	

NOTES	DESCRIPTION
BOLD	Most popular stock item



FIG A



FIG B



FIG C



FIG D



FIG E



FIG F



FIG G



FIG H

* All the OEM trade names and trademarks listed on this page are not owned or controlled by Regal Rexnord Corporation. The rights associated with those trade names and trademarks remain the property of their respective owners or licensees.

CENTURY® SPECIAL UNIT BEARING REPLACEMENT MOTORS

MANUFACTURED BY ELECTRIC MOTORS & SPECIALTIES*
MADE IN THE USA



HUSSMANN**

WATTS	RPM	SPD	VOLTS	AMPS	ROT	CAP	SHAFT DIA & LENGTH	FRAME	BODY LENGTH	CROSS REFERENCE	STOCK NO	FIG	NOTES
13	1725	1	115	.47	CW	SP	1/4 X 3/8	Unit Bearing	2.93	4410547, 441-547	9211	A	

ICE-O-MATIC**

WATTS	RPM	SPD	VOLTS	AMPS	ROT	CAP	SHAFT DIA & LENGTH	FRAME	BODY LENGTH	CROSS REFERENCE	STOCK NO	FIG	NOTES
16	1500	1	115	.80	CWLE	SP	1/4 X 20 THREAD	Unit Bearing	3.39	9161045-04	246	B	
35	1500	1	115	1.4	CWLE	SP	1/4 X 20 THREAD	Unit Bearing	3.39	9161078-01	254	B	
35	1500	1	230	.70	CWLE	SP	1/4 X 20 THREAD	Unit Bearing	3.39	9161078-03, 309316-000	256	B	
50	1500	1	230	.85	CWLE	SP	1/4 X 20 THREAD	Unit Bearing	3.78	319357-000	260	C	

IMI CORNELIUS**

WATTS	RPM	SPD	VOLTS	AMPS	ROT	CAP	SHAFT DIA & LENGTH	FRAME	BODY LENGTH	CROSS REFERENCE	STOCK NO	FIG	NOTES
25	1500	1	115	1.1	CCWLE	SP	5/16 X 7	Unit Bearing	3.17	31-0154	297	D	38
35	1500	1	230	.70	CWLE	SP	1/4 X 20 THREAD	Unit Bearing	3.39	30-9316	256	B	
50	1500	1	115	1.7	CWLE	SP	5/16 X 3	Unit Bearing	3.8	13435-0000	291	E	
50	1500	1	230	.85	CWLE	SP	3/8 X 1-1/2	Unit Bearing	3.78	319352-000	260	C	

LARKIN COIL™**

WATTS	RPM	SPD	VOLTS	AMPS	ROT	CAP	SHAFT DIA & LENGTH	FRAME	BODY LENGTH	CROSS REFERENCE	STOCK NO	FIG	NOTES
15	1500	1	115	.60	CCWLE	SP	5/16 X 7	Unit Bearing	3.32	24-0366	277	F	

NOTES	DESCRIPTION
38	Pin hole in shaft



* All the OEM trade names and trademarks listed on this page are not owned or controlled by Regal Rexnord Corporation. The rights associated with those trade names and trademarks remain the property of their respective owners or licensees.

CENTURY® SPECIAL UNIT BEARING REPLACEMENT MOTORS

MANUFACTURED BY ELECTRIC MOTORS & SPECIALTIES*
MADE IN THE USA



MANITOWOC®*

WATTS	RPM	SPD	VOLTS	AMPS	ROT	CAP	SHAFT DIA & LENGTH	FRAME	BODY LENGTH	CROSS REFERENCE	STOCK NO	FIG	NOTES
25	1500	1	115	1.1	CWLE	SP	1/4 X 20 THREAD	Unit Bearing	3.39	2412283	250	A	
35	1500	1	115	1.4	CWLE	SP	1/4 X 20 THREAD	Unit Bearing	3.39	002401591, 002412373	254	A	
50	1500	1	230	.85	CWLE	SP	3/8 X 1-1/2	Unit Bearing	3.78	2412353	260	B	

SCOTSMAN®*

WATTS	RPM	SPD	VOLTS	AMPS	ROT	CAP	SHAFT DIA & LENGTH	FRAME	BODY LENGTH	CROSS REFERENCE	STOCK NO	FIG	NOTES
25	1500	1	115	1.1	CWLE	SP	1/4 X 20 THREAD	Unit Bearing	3.39	18-7200-01	250	A	
50	1500	1	115	1.7	CWLE	SP	3/8 X 1-1/2	Unit Bearing	3.78	18-5105-11	258	B	
50	1500	1	230	.85	CWLE	SP	3/8 X 1-1/2	Unit Bearing	3.78	18-5105-02	260	B	

TECUMSEH®*

WATTS	RPM	SPD	VOLTS	AMPS	ROT	CAP	SHAFT DIA & LENGTH	FRAME	BODY LENGTH	CROSS REFERENCE	STOCK NO	FIG	NOTES
35	1500	1	115	1.4	CWLE	SP	1/4 X 20 THREAD	Unit Bearing	3.39	810M035A29 TFM-351, ESPL35SEM11-C1	254	A	
35	1500	1	230	0.7	CWLE	SP	1/4 X 20 THREAD	Unit Bearing	3.39	810M035A28 TFM-352, ESPL35EM21-C1	256	A	
50	1500	1	230	.85	CCWLE	SP	5/16 X 2-1/2	Unit Bearing	3.75	810M050A62	276	C	

NOTES	DESCRIPTION
BOLD	Most popular stock item



FIG A



FIG B



FIG C

* All the OEM trade names and trademarks listed on this page are not owned or controlled by Regal Rexnord Corporation. The rights associated with those trade names and trademarks remain the property of their respective owners or licensees.

CENTURY® ECM MOTORS

ENERGY SAVINGS ECM DESIGN FOR THE REFRIGERATION MARKET
 MANUFACTURED BY ELECTRIC MOTORS & SPECIALTIES*
 MADE IN THE USA



APPLICATIONS:

Energy saving ECM (electronically commutated motors) motors are widely used in industrial and commercial refrigeration evaporator fans and condenser units.

FEATURES:

- Advanced ECM design
- Up to 65% efficiency
- Rain shield
- Cast iron
- 13" Leads
- Standard two-pin molded plug
- Wide temperature range oil
- Tapped & drilled mounting holes
- Evaporator mount - standard 3-hole, 4-hole Husmann®* style
- Condenser mount - double boss

BENEFITS:

- Direct drop-in replacement for supermarket case evaporator fans and condenser units
- Replaces 6, 9, 12 and 14-16 watt PSC, low efficiency shaded pole motors in evaporator and condenser units

HP/WATTS	RPM	VOLTS	AMPS	ROT	MOUNTING HOLES	BODY LENGTH	STOCK NO	FIG	NOTES
6,9,12 Watts	1500	115	.2-3	CW	1/4 X 20 THREAD	2.93	9207F2	A	■
14,15,16 Watts	1500	115	.47-58	CW	1/4 X 20 THREAD	2.93	9208F2	A	■
13 Watts	1500	115	0.47	CW	1/4 X 20 THREAD	2.93	9211	A	■
1/15, 1/20, 1/25	1500	115	1.25	CCW	1/4 X 20 THREAD	3.20	9209L	B	■
1/15, 1/20, 1/25	1500	230	0.77	CCW	1/4 X 20 THREAD	3.20	9209H	B	■
1/15, 1/20, 1/25	1500	230	0.77	CW	1/4 X 20 THREAD	3.20	9210H	B	■
16 Watts	1850	115	0.40	CWLE	1/4 X 20 THREAD	2.75	9219	C	■

NOTES	DESCRIPTION
■	OEM replacement
BOLD	Most popular stock item



FIG A



FIG B



FIG C

* All the OEM trade names and trademarks listed on this page are not owned or controlled by Regal Rexnord Corporation. The rights associated with those trade names and trademarks remain the property of their respective owners or licensees.

CENTURY® 5" DIAMETER DOUBLE SHAFT FAN / BLOWER MOTORS LESS BASE

FAN COILS - DUAL WHEEL BLOWERS

FEATURES:

- 42 Frame
- Auto protector
- 1/2" Diameter flatted shafts
- 60 HZ only
- 2-1/2" Diameter rings
- Sleeve bearing
- Open construction
- 40° C ambient

SHADED POLE

HP	RPM	SPD	VOLTS	AMPS	ROT	SHAFT DIA & LENGTH	BODY LENGTH	STOCK NO	FIG	NOTES
1/10-1/15-1/25	1550	3	115	3.5	CCWLE	1/2 X 7-5/16 X 7-5/16	3-7/8	DCL4421	A	5, 103

PERMANENT SPLIT CAPACITOR

HP	RPM	SPD	VOLTS	AMPS	ROT	CAP MFD/VAC	SHAFT DIA & LENGTH	BODY LENGTH	STOCK NO	FIG	NOTES
1/25	1060	2	115	.60/.64	CWLE	Included	1/2 X 11 X 11	3-1/2	372	B	■ 5
1/25-1/40-1/50	1625	3	115	.73-.49-.37	CWLE	Included	1/2 X 6-5/8 X 6-5/8	3-1/2	382	C	5
1/8-1/12-1/14	1075	3	277	.83-.59-.49	CCWLE	5/370	1/2 X 9 X 9	3-1/2	596	D	■ 5
1/8-1/10-1/15-1/20	1550	4	115	2.1-1.6-1.3-.9	CWLE	Included	1/2 X 10-3/8 X 10-3/8	3-1/4	9408	E	42
1/6-1/8-1/10-1/12	1550	4	120	3.7-1.9-1.7-1.4	CCWLE	Included	1/2 X 8-1/8 X 8-1/8	3-1/2	748	B	■ 5
1/5-1/10	1550	2	208-230	2.8	CCWLE	Included	1/2 X 10-3/16 X 10-3/16	3-9/16	DC4522	F	5,50
1/5	1550	3	208-230	1.9	CCWLE	Included	1/2 X 6-5/8 X 6-5/8	3-7/8	DCA4522	G	■ 5
1/4-1/8	1625	2	208-230	2.0-.80	CCWLE	Included	1/2 X 7-7/8 X 7-7/8	3-3/4	747	H	■ 5
1/3	1625	1	208-230	2.3	CCWLE	6/370	1/2 X 7-3/16 X 7-3/16	4-1/8	DC4001	I	112,139

NOTES	DESCRIPTION
■	OEM Replacement
BOLD	Most popular stock item
5	Resilient mounting rings included
42	Mounting rings not included

NOTES	DESCRIPTION
50	30" Leads (minimum)
103	53" Leads
112	31" Line leads, 5 capacitor leads
139	2-1/4" Mounting rings



CENTURY® 5" DIAMETER DOUBLE SHAFT FAN / BLOWER MOTORS RESILIENT BASE

FAN COILS - DUAL WHEEL BLOWERS

FEATURES:

- 42 Frame
- Auto protector
- Continuous duty, air over
- Open construction
- Resilient base
- Sleeve bearing
- 1/2" Diameter flatted shafts
- 40° C ambient
- 3-1/2" Shaft height
- 60 HZ only

SHADED POLE

HP	RPM	SPD	VOLTS	AMPS	ROT	SHAFT DIA & LENGTH	BODY LENGTH	STOCK NO	FIG	NOTES
1/10-1/15	1050	2	115	3.7-2.6	CCWLE	1/2 X 9-3/4 X 9-3/4	3-3/8	DBL64062	A	118
1/10-1/15-1/20-1/25	1050	4	115	3.4-2.0-1.7-1.5	CCWLE	1/2 X 10-5/16 X 10-5/16	3-3/8	DBL6406	A	
1/10-1/15-1/20-1/25-1/30	1050	5	115	3.5-2.8-2.2-1.9-1.6	CCWLE	1/2 X 10-5/16 X 10-5/16	3-3/8	DBL6409	A	
1/10-1/15-1/20-1/25	1050	4	208-230	1.6-0.9-0.8-0.7	CCWLE	1/2 X 9-5/16 X 9-5/16	3-3/8	DB6407	A	
1/10-1/15-1/20-1/25	1050	4	277	1.3-.80-.70-.60	CCWLE	1/2 X 9-5/16 X 9-5/16	3-3/8	7DB6408	A	
1/10-1/15-1/20	1550	3	115	3.5-1.7-1.4	CCWLE	1/2 X 9-5/16 X 9-5/16	3-3/8	DBL4404	A	
1/10-1/12-1/20-1/25	1550	4	115	3.5-2.6-1.9-1.6	CCWLE	1/2 X 9-5/16 X 9-5/16	3-3/8	DBL4410	B	11
1/10-1/12-1/20-1/25	1550	4	115	3.5-2.6-1.9-1.6	CCWLE	1/2 X 9-5/16 X 9-5/16	3-3/8	DBL4411	B	11,27
1/6	1050	2	230	2.9	CCWLE	1/2 X 8-1/2 X 8-1/2	4-1/4	9637	C	
1/6-1/10-1/12-1/15	1550	4	115	4.0-2.4-1.9-1.6	CCWLE	1/2 X 8-1/2 X 8-1/2	4	DCL4423	B	11

NOTES	DESCRIPTION
BOLD	Most popular stock item
11	Mounting accessories packaged with motor
27	3/8" Dia. shaft
118	2.6" Shaft height



FIG A



FIG B



FIG C



FIG D

CENTURY® 5" DIAMETER DOUBLE SHAFT FAN / BLOWER MOTORS RESILIENT BASE

FAN COILS - DUAL WHEEL BLOWERS

FEATURES:

- 42 Frame
- Auto protector
- Continuous duty, air over
- Open construction
- Resilient base
- Sleeve bearing
- 36" Leads (minimum)
- 1/2" Diameter flatted shafts
- 40° C ambient
- 3-1/2" Shaft height
- 60 HZ only

PERMANENT SPLIT CAPACITOR

HP	RPM	SPD	VOLTS	AMPS	ROT	CAP MFD/VAC	SHAFT DIA & LENGTH	BODY LENGTH	STOCK NO	FIG	NOTES
1/30-1/100-1/200	1100	3	115	.74-.31-22	CWLE	Included	1/2 X 8-1/2 X 9-1/8	3-1/4	952	A	■
1/30-1/60-1/125	1075	3	115	.5-.4-3	CWLE	Included	1/2 X 9 X 8-1/2	3-1/2	641	A	■ 81
1/20-1/30-1/50-1/75	1075	4	115	.78-.55-.36-.27	CWLE	Included	1/2 X 10-11/16 X 10-11/16	3-1/2	546	A	
1/20-1/25-1/35-1/50	1075	4	115	.08-.62-.45-.38	CWLE	Included	3/8 X 10-5/8 X 10-5/8	3-1/2	452B	A	27
1/20-1/25-1/35-1/50	1075	4	115	.80-.62-.45-.38	CWLE	Included	1/2 X 9-3/4 X 9-3/4	3-1/2	452A	A	
1/15-1/45-1/60	1100	3	115	.8-.5-.35	CWLE	Included	1/2 X 10-3/4 X 10-15/16	3-3/4	953	A	■
1/15-1/20-1/25-1/35	1075	4	115	1.2-.8-.7-.6	CCWLE	5/370	1/2 X 11 X 11	3-3/4	9474	B	17
1/15-1/20-1/25-1/35	1075	4	115	17-1.3-.85-.62	CWLE	5/370	1/2 X 10-11/16 X 10-11/16	3-1/2	362A	B	
1/10-1/12-1/15-1/20	1075	4	115	1.7-1.6-0.9-.08	CCWLE	5/370	1/2 X 10-5/16 X 10-5/16	3-3/8	DBL6501	C	
1/10-1/12-1/15-1/20	1075	4	115	1.7-1.6-0.9-.08	CCWLE	Included	1/2 X 9-5/16 X 9-5/16	3-3/8	DBL6501V1	D	
1/10-1/15-1/20	1075	3	208-230	.81-.56-.44	CWLE	5/370	1/2 X 10-11/16 X 10-11/16	3-1/2	381	B	
1/10-1/15-1/20-1/25	1075	4	208-230	0.7-0.5-0.4-0.3	CCWLE	Included	1/2 X 9-5/16 X 9-5/16	3-3/8	DB6502V1	D	
1/10-1/12-1/15	1625	3	115	1.3-1.0-.7	CCWLE	Included	1/2 X 9-5/16 X 9-5/16	3-3/8	DBL4500V1	D	
1/10-1/20-1/35	1500	3	208-230	.7-.5-.4	CWLE	4/370	1/2 X 6-1/2 X 6-1/2	3-3/4	950	E	■ 113
1/10-1/20-1/35	1500	3	208-230	.7-.5-.4	CCWLE	Included	1/2 X 9-3/4 X 9-3/4	3-3/4	9652	F	113
1/10	1050	5	115	1.62	CWLE	Included	1/2 X 10-3/4 X 10-3/4	3-1/3	89PSC	G	

NOTES	DESCRIPTION
■	OEM Replacement
BOLD	Most popular stock item
17	24" Leads (minimum)

NOTES	DESCRIPTION
27	3/8" Dia. shaft
81	Impedance protected
113	31" Leads (minimum)



FIG A



FIG B



FIG C



FIG D



FIG E



FIG F

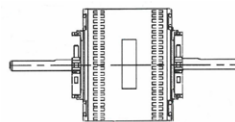


FIG G

Print image.
For more information
visit our website.

CENTURY® 5" DIAMETER DOUBLE SHAFT FAN / BLOWER MOTORS RESILIENT BASE

FAN COILS - DUAL WHEEL BLOWERS

FEATURES:

- 42 Frame
- Auto protector
- Continuous duty, air over
- Open construction
- Resilient base
- Sleeve bearing
- 36" Leads (minimum)
- 1/2" Diameter flatted shafts
- 40° C ambient
- 3-1/2" Shaft height
- 60 HZ only

PERMANENT SPLIT CAPACITOR

HP	RPM	SPD	VOLTS	AMPS	ROT	CAP MFD/VAC	SHAFT DIA & LENGTH	BODY LENGTH	STOCK NO	FIG	NOTES
1/8-1/10-1/15	1075	3	115	2.4-1.4-.92	CCWLE	Included	1/2 X 9-3/4 X 9-3/4	3-1/2	DBL6503	A	119
1/8-1/20-1/30	1500	3	115	1.2-.70-.40	CWLE	Included	1/2 X 9 X 9	4	945	B	■
1/8-1/20-1/30	1500	3	115	1.2-.70-.40	CCWLE	Included	1/2 X 9-3/4 X 9-3/4	4	945A	C	
1/6-1/10-1/20	1075	3	115	2.7-1.6-1.0	CWLE	Included	1/2 X 9-1/4 X 9-1/4	4-1/4	670A	D	
1/6-1/12-1/20	1500	3	115	2.0-1.1-1.7	CWLE	Included	1/2 X 10-3/8 X 10-3/8	3-1/2	955	B	■
1/6-1/8-1/10-1/15	1625	4	115	2.2-1.6-1.1-.90	CCWLE	Included	1/2 X 9-3/4 X 9-3/4	4-1/2	9476A	E	116
1/5-1/10-1/20	1500	3	230	1.5	CCWLE	5/370	1/2 X 9-5/16 X 9-5/16	3-3/8	DB4505	F	
1/5-1/8-1/10	1625	3	208-230	1.0-.76-.61	CCWLE	Included	1/2 X 9-5/8 X 9-5/8	4	467A	B	■
1/4-1/6-1/10	1050	3	115	5.6	CCWLE	7.5/370	1/2 X 10 X 10	4-1/16	DBL6524	G	
1/4-1/8-1/20	1475	3	277	1.1-1.0-.70	CWLE	Included	1/2 X 8 X 8	3-3/8	642	H	■
1/3	1625	1	208-230	2.3	CCWLE	6/370	1/2 X 7-3/16 X 7-3/16	4-1/16	OVMW4517	F	■ 66,115

NOTES	DESCRIPTION
■	OEM Replacement
BOLD	Most popular stock item
66	Rated 50/60 HZ

NOTES	DESCRIPTION
115	3" Shaft height
116	26" Leads (minimum)
119	11" Leads (minimum)



FIG A



FIG B



FIG C



FIG D



FIG E



FIG F



FIG G



FIG H

CENTURY® 5" DIAMETER SINGLE SHAFT OPEN FAN / BLOWER MOTORS

FURNACE BLOWERS - ATTIC VENTILATORS - AIR HANDLERS - FAN COILS

FEATURES:

- 42 Frame
- Continuous duty, air over
- Shaded pole
- 60 HZ
- Auto protector
- 40° C ambient
- 1/2" Diameter flatted shaft
- Sleeve bearing

HP	RPM	SPD	VOLTS	AMPS	ROT	SHAFT DIA & LENGTH	BODY LENGTH	STOCK NO	FIG	NOTES
1/15	1050	1	115	2.8	CCWLE	3/8 X 1.88	3.34	BLR6407	A	24,27,141
1/8	1050	1	115	5.2	CCWLE	1/2 X 5.54	3.34	BL6410	B	5,10,13
1/8	1050	1	115	5.2	CCWLE	1/2 X 5.54	3.34	BLR6403	C	5,10,13
1/8 -1/11	1050	2	115	5	CCWLE	1/2 X 3.77	3.90	BL6424	D	10,24,31
1/6	1050	1	115	5.5	CCWLE	1/2 X 4.50	3.84	BLR6402	C	5,13
1/6	1050	1	115	5.5	CCWLE	1/2 X 3.66	3.84	BL6412	E	5,10,13
1/6-1/9	1050	2	115	5.6	CCWLE	1/2 X 4.41	3.84	BL6420	E	5,10,13
1/5	1050	1	115	6	CCWLE	1/2 X 5.45	3.34	BL6413	F	5,10,13
1/5-1/8-1/10	1050	3	115	6.5-4.0-3.0	CCWLE	1/2 X 5.54	3.84	BL6414	F	5,10,13
1/5-1/8-1/10-1/15	1050	4	115	7.1	CCWLE	1/2 X 2.66	3.84	BL6416	F	5,10,13
1/5-1/8-1/10	1050	3	208-230	3.2-2.1-1.5	CCWLE	1/2 X 5.54	3.84	B6415	F	5,10,13
1/4	1050	1	115	8.9	CCWLE	1/2 X 4.50	4.09	BL6531	G	
1/4	1050	1	115	9.4	CCWLE	1/2 X 4.50	4.34	BLR640S	H	5,13,141
1/4-1/6-1/8	1050	3	115	8.2-4.3-3.4	CCWLE	1/2 X 4.50	4.34	BLR6404	H	5,13,141

NOTES	DESCRIPTION
BOLD	Most popular stock item
5	Resilient mounting rings included
10	3 Thru bolts, 4.42" dia. bolt circle
13	Extended thru bolts, shaft end only

NOTES	DESCRIPTION
24	Extended thru bolts, lead end only
27	3/8" Flatted shaft
31	Tapped holes for Coleman®* mount
141	4 Thru bolts, 4.42" dia. bolt circle



FIG A



FIG B



FIG C



FIG D



FIG E



FIG F



FIG G



FIG H

*The OEM trade name and trademark listed on this page is not owned or controlled by Regal Rexnord Corporation. The rights associated with this trade name and trademark remain the property of their respective owners or licensees.

CENTURY® 5" DIAMETER SINGLE SHAFT OPEN FAN / BLOWER MOTORS

FURNACE BLOWERS - AIR HANDLERS - FAN COILS - AIR CONDITIONING

FEATURES:

- 42 Frame
- Auto protector
- Continuous air over
- Open construction
- Permanent split capacitor
- 1/2" Diameter flatted shaft
- 60 HZ
- Sleeve bearing

HP	RPM	SPD	VOLTS	AMPS	ROT	CAP MFD/VAC	SHAFT DIA & LENGTH	BODY LENGTH	STOCK NO	FIG	NOTES
1/30-1/50-1/200	1100	3	115	.6-2.2	CCWSE	Included	1/2 X 8.50	4	954	A	■ 45
1/30-1/50-1/200	1100	3	115	.6-2.2	REV	5/370	1/2 X 8.50	4	9643	B	5,13
1/20-1/35	1050	2	115	.94-.54	REV	4/370	1/2 X 2.71	3.25	485	C	■
1/20-1/75-1/120	1100	3	115	.6-.3-.23	REV	Included	1/2 X 9.85	3.25	9608	A	■ 45
1/10-1/15-1/30	1075	3	115	1.6-.84-.53	REV	5/370	1/2 X 5.75	4.25	9706	D	5,14
1/10-1/15-1/25-1/35	1075	4	115	17-1.3-.85-.62	REV	Included	1/2 X 8.50	3.50	669	E	5
1/10-1/12-1/15	1075	3	230	.7-.48-.36	REV	5/370	1/2 X 5.75	4.25	9711	D	5,14
1/10-1/15-1/30	1625	3	115	2.1-1.0-.63	REV	5/370	1/2 X 5.75	4.25	9708	D	5,14
1/10-1/20-1/30	1625	3	208-230	.84-.37-.25	REV	5/370	1/2 X 5.75	4.25	9710	D	4,5,14

NOTES	DESCRIPTION
■	OEM Replacement
BOLD	Most popular stock item
4	60/50 HZ
5	Resilient mounting rings included
13	Extended thru bolts, shaft end only
14	Extended thru bolts, both ends
45	Includes base




FIG A



FIG B



FIG C



FIG D



FIG E

CENTURY® 5" DIAMETER SINGLE SHAFT OPEN FAN / BLOWER MOTORS

FURNACE BLOWERS - AIR HANDLERS - FAN COILS - AIR CONDITIONING

FEATURES:

- 42 Frame
- Auto protector
- Continuous air over
- Open construction
- Permanent split capacitor
- 1/2" Diameter flatted shaft
- 60 HZ
- Sleeve bearing

HP	RPM	SPD	VOLTS	AMPS	ROT	CAP MFD/VAC	SHAFT DIA & LENGTH	BODY LENGTH	STOCK NO	FIG	NOTES
1/8	1075	1	115	2.7	REV	5/370	1/2 X 6.46	3.75	9641	A	5,6,13
1/8-1/12-1/14	1075	3	115	2.2-1.6-1.3	REV	5/370	1/2 X 6.46	3.75	9644	B	5,6,13
1/8-1/10-1/15-1/20-1/30	1000	5	115	2.6-2.1-1.8-1.0-0.7	CWSE	Included	1/2 X 5.08	3.75	799	C	■
1/8-1/12-1/14	1075	3	277	.83-.59-.49	REV	5/370	1/2 X 6.46	3.75	595	D	■ 5
1/8	1550	1	230	1.1	CWSE	Included	1/2 X 2.96	3.50	492	E	
1/6-1/8-1/12	1075	3	115	3.1-2.0-1.4	REV	5/370	1/2 X 5.75	4.75	9715	F	5,14
1/6-1/8-1/12	1625	3	115	2.4-1.7-1.1	REV	5/370	1/2 X 5.75	4.75	9714	F	5,14
1/6	1625	1	230	1.5	CCWSE	Included	1/2 X 3.04	3.84	OCP0251	G	■ 66
1/5-1/8-1/10	1075	3	115	3.2-2.1-1.7	REV	7.5/370	1/2 X 5.54	3.84	BL6505	H	5,10,13
1/5-1/8-1/10	1075	3	115	3.2-2.1-1.7	REV	7.5/370	1/2 X 5.54	3.84	BL6505V1	I	5,13
1/5-1/8-1/10	1075	3	230	1.3-9-.7	REV	7.5/370	1/2 X 5.54	3.84	B6507	H	5,10,13

NOTES	DESCRIPTION
■	OEM Replacement
BOLD	Most popular stock item
5	Resilient mounting rings included
6	Reversing plug

NOTES	DESCRIPTION
10	3 Thru bolts, 4.42" dia. bolt circle
13	Extended thru bolts, shaft end only
14	Extended thru bolts, both ends
66	Rated 50/60 HZ



FIG A



FIG B



FIG C



FIG D



FIG E



FIG F



FIG G



FIG H



FIG I

CENTURY® 5" DIAMETER SINGLE SHAFT OPEN FAN / BLOWER MOTORS

FURNACE BLOWERS - AIR HANDLERS - FAN COILS - AIR CONDITIONING

FEATURES:

- 42 Frame
- Auto protector
- Continuous air over
- Open construction
- Permanent split capacitor
- 1/2" Diameter flatted shaft
- 60 HZ
- Sleeve bearing

HP	RPM	SPD	VOLTS	AMPS	ROT	CAP MFD/VAC	SHAFT DIA & LENGTH	BODY LENGTH	STOCK NO	FIG	NOTES
1/4	1050	1	115	6.2	CWSE	7.5/370	1/2 X 3.75	4.00	942	A	■
1/1-1/5-1/7	1050	3	115	3.7-3.1-2.4	REV	7.5/370	1/2 X 6.00	4.00	390	B	6,13
1/1-1/5-1/7	1075	3	115	4.8-3.1-2.2	REV	7.5/370	1/2 X 5.75	5.25	9717	C	5,14,142
1/4-1/5-1/6	1075	3	115	4.7-3.7-3.1	REV	5/370	1/2 X 4.66	4.09	BL6519V1	D	5,13,141
1/4-1/5-1/6	1075	3	115	4.7	REV	5/370	1/2 X 4.66	4.09	BL6519	E	10
1/1-1/5-1/7	1050	3	208-230	1.5-1.2-1.0	REV	7.5/370	1/2 X 6.00	6.00	391	B	6,13
1/4-1/5-1/6	1075	3	230	2	REV	5/370	1/2 X 4.66	4.09	B6520	E	10
1/4-1/5-1/6-1/8	1050	4	277	1.5-1.2-1.0-.80	REV	7.5/370	1/2 X 6.00	4.25	9442	F	6,13
1/4-1/6-1/10	1625	3	115	4.0-2.3-1.5	REV	7.5/370	1/2 X 5.75	5.25	9716	C	5,14,142
1/3-1/4-1/6	1075	3	115	6.3-3.6-2.5	REV	15/370	1/2 X 4.66	4.09	BL6530	D	5,13

NOTES	DESCRIPTION
■	OEM Replacement
BOLD	Most popular stock item
5	Resilient mounting rings included
6	Reversing plug
10	3 Thru bolts, 4.42" dia. bolt circle

NOTES	DESCRIPTION
13	Extended thru bolts, shaft end only
14	Extended thru bolts, both ends
141	4 Thru bolts, 4.42" dia. bolt circle
142	4 Thru bolts, 4.62" dia. bolt circle



FIG A



FIG B



FIG C



FIG D



FIG E



FIG F

CENTURY® 5" DIAMETER TOTALLY ENCLOSED FAN / BLOWER MOTORS

UNIT HEATERS

FEATURES:

- 42 Frame
- Auto protector
- Continuous air over
- Shaded pole
- Permanent split capacitor
- 40° C ambient
- 1/2" Diameter flatted shaft
- 60 HZ
- Sleeve bearing

PERMANENT SPLIT CAPACITOR

HP	RPM	SPD	VOLTS	AMPS	ROT	CAP MFD/VAC	SHAFT DIA & LENGTH	BODY LENGTH	STOCK NO	FIG	NOTES
1/8	1075	1	115	2.6	REV	Included	1/2 X 2.92	3.84	U6520	A	10,48
1/8	1075	1	115	2.6	REV	Included	1/2 X 2.92	3.84	U6521	B	10,48,118
1/6	1075	1	115	2.6	CWSE	5/370	1/2 X 2.96	4.00	360	C	5,142
1/6	1075	1	115	2.6	CWSE	Included	1/2 X 2.71	4.00	380	D	118

SHADED POLE

HP	RPM	SPD	VOLTS	AMPS	ROT	CAP	SHAFT DIA & LENGTH	BODY LENGTH	STOCK NO	FIG	NOTES
1/15	1050	1	115	3.3	CWSE	SP	1/2 X 2.67	3.59	U6430	E	10,111
1/15	1050	1	115	3.3	CWSE	SP	1/2 X 2.81	3.59	U6433	F	

NOTES	DESCRIPTION
5	Resilient mounting rings included
10	3 Thru bolts, 4.42" dia. bolt circle
48	60° Leads (minimum)
111	35° Leads
118	2.6" Shaft height
142	4 Thru bolts, 4.62" dia. bolt circle



FIG A



FIG B



FIG C



FIG D



FIG E



FIG F

CENTURY® 5" DIAMETER MULTIFIT® CONDENSER FAN MOTORS

REPLACES HUNDREDS OF 1/4 - 1/12 HP APPLICATIONS

FEATURES:

- 42 Frame
- All angle mount
- Class F insulation
- Permanent split capacitor
- Double sealed ball bearings
- Reversing plug
- Single speed
- 60° / 70° C ambient
- 60 HZ
- 36" leads
- 1/2" Diameter flatted shaft
- Totally enclosed
- Multi-horsepower (one simple connection)
- Multi-mounting system

ONE SIMPLE CONNECTION ELIMINATES HAVING TO SELECT VARIOUS SPEEDS OR CHANGE CAPACITOR SIZES

HP	RPM	SPD	VOLTS	AMPS	CAP MFD/VAC	SHAFT DIA & LENGTH	BODY LENGTH	STOCK NO
1/8,1/10,1/12	1075	1	208-230	0.9	5/440	1/2 X 3.0	4.00	9722
1/4,1/5,1/6	1075	1	208-230	2	7.5/440	1/2 X 3.0	4.50	9723
1/4,1/5,1/6	1625	1	208-230	1.7	5/440	1/2 X 3.0	4.50	9724

3-IN-1™ DESIGN

APPROXIMATE SPEEDS AND AMPS IN APPLICATION:

STOCK NO 9722			STOCK NO 9723			STOCK NO 9724		
HP	APPROXIMATE RPM	APPROXIMATE AMPS	HP	APPROXIMATE RPM	APPROXIMATE AMPS	HP	APPROXIMATE RPM	APPROXIMATE AMPS
1/8	1075	0.9	1/4	1075	2.0	1/4	1625	1.6
1/10	1135	0.6	1/5	1145	1.2	1/5	1715	1.0
1/12	1155	0.5	1/6	1165	1.0	1/6	1759	0.7

MULTIFIT MULTI-MOUNTING SYSTEM™ REPLACES:

4.42 BC	4.62 BC	4.33 BC
Century	Genteq® 42-frame (5"dia.)	Nidec Clam-Shell
Nidec®* 42-frame (5"dia.)	Fasco® 42-frame (5"dia.)	Genteq Cap-Can
		Century/Universal Electric®*



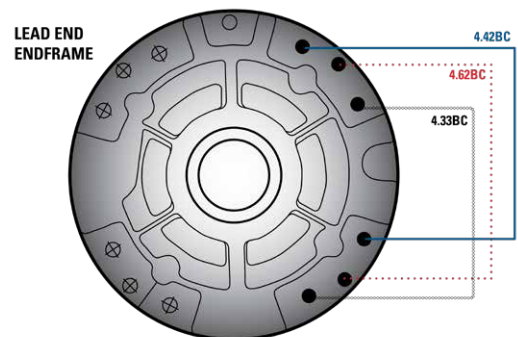
STOCK NO. 2118 MULTIFIT ADAPTER PLATE

Adapts to a 48-frame 5.15 B.C.
or 42-frame 3-point 4.42 B.C.
(Available Separately)



APPROXIMATE DIMENSIONS

REF	BM	C	N	T
1	4	7.5	3	0.5
2	4.5	7.5	3	0.5



NOTES	DESCRIPTION
BOLD	Most popular stock item

*Nidec is believed to be the trademark and/or trade name of Nidec Corporation and is not owned or controlled by Regal Rexnord Corporation.

CENTURY® 5" DIAMETER STOCK MOTORS - GE®* 21/29 FRAME

REFRIGERATION - UNIT HEATERS - SPACE HEATERS

APPLICATIONS:

42 Frame motors are used in many popular commercial condensing units. Also used in unit cooler fans and blowers, refrigeration cabinets, unit heaters, space heaters, remote air conditioners and other air moving applications. Four ratings replace 21 of GE's 21/29 frame designs.

FEATURES:

- 42 Frame
- All angle sleeve bearing
- Auto protector
- Base and mounting clamps included
- Grommeted lead exit
- Mounting rings included
- Mechanically reversible in the field
- Open enclosure
- Shaded pole
- UL* Recognized Component
- Lead exit on shaft end
- 3/8" Shaft diameter, 1/2" adapter
- 2-1/4" Rubber rings, base mounting
- 30" Color coded leads
- 60 HZ

BENEFITS:

- Designed for easy mechanical reversing
- Wide array of application compatibility

HP	RPM	VOLTAGE	AMPS	FRAME	ROTATION	STOCK NO.
1/10	1050	115/208-230	4.0/2.0	42Y	CWSE	RF6402
1/10	1050	115/208-230	4.0/2.0	42Y	CCWSE	RF6403
1/10	1050	115/208-230	4.0/2.0	42Y	CWSE	RF4400
1/10	1050	115/208-230	4.0/2.0	42Y	CCWSE	RF4401



* The following are believed to be the trademarks and/or trade names of their respective owners and are not owned or controlled by Regal Rexnord Corporation.
UL:UL LLC and GE: General Electric Corporation.

CENTURY® 5-5/8" DIAMETER STOCK MOTORS

HEATING AND AIR CONDITIONING

APPLICATIONS:

Used in condenser fan, direct drive blower motors and OEM replacement applications.

FEATURES:

- 48 Frame
- Continuous duty, air over
- Mechanically reversible
- Permanent split capacitor
- Ball bearing
- Thermally protected
- 60 HZ
- 1/2" Diameter flatted shaft

HP	RPM	SPD	VOLTS	AMPS	ROT	CAP MFD/VAC	SHAFT DIA & LENGTH	BODY LENGTH	STOCK NO	FIG	NOTES
1/6	1050	1	115/208-230	3.3/1.5-1.7	CWSE	5/370	1/2 X 4.02	4.00	494B	A	5

FURNACES - AIR HANDLERS - FAN COIL MOTORS

FEATURES:

- 48 Frame
- Auto protector
- Continuous duty, air over
- Multiple mount
- Open construction
- 40° C ambient
- 60 HZ only
- Ball bearing
- 1/2" Diameter flatted shaft
- 26" Leads (minimum)
- Shaded pole replacement

HIGH EFFICIENCY - PERMANENT SPLIT CAPACITOR INTERNALLY MOUNTED

HP	RPM	SPD	VOLTS	AMPS		ROT	ENCL	SHAFT DIA & LENGTH	BODY LENGTH	STOCK NO	FIG	NOTES
				RATED	MAX							
1/8	1050	1	115	2.4	2.5	CCWLE	Open	1/2 X 5-7/16	4-3/8	FSP4006S	B	5

UNIT HEATER FAN MOTORS

FEATURES:

- 48 Frame
- Continuous duty, air over
- Permanent split capacitor
- Ball bearing
- Thermally protected
- 60 HZ

HP	RPM	SPD	VOLTS	AMPS	ROT	CAP MFD/VAC	ENCL.	BASE	SHAFT DIA & LENGTH	BODY LENGTH	STOCK NO	FIG	NOTES
1/6	1075	1	115	2.2	REV	Included	TE	Resilient	1/2 X 3.28	4.24	UH1016	C	15,48,109,114,183
1/6	1075	1	115	2.2	REV	Included	TE	None	1/2 X 3.78	4.24	UH1016NB	D	15,48
1/6	1075	1	115	2.2	REV	Included	TE	None	1/2 X 3.78	4.24	UH1016NBV1	E	15,48
1/6	1075	1	115	2.2	REV	Included	TE	Resilient	1/2 X 5.50	4.24	UH1016V1	F	15,48,114,183
1/6	1075	2	115	2.4	REV	7.5/370	TE	None	1/2 X 5.48	3.75	136A	G	5,15,109
1/6	1140	1	115/208-230	2.1/1.1	REV	Included	TE	Resilient	1/2 X 5.05	6.00	730A	H	13,15,76

NOTES	DESCRIPTION
5	Resilient mounting rings included
13	Extended thru bolts, shaft end only
15	60° C ambient
48	60" Leads (minimum)

NOTES	DESCRIPTION
76	Includes split bushing and key for 5/8" shaft
109	4 Thru bolts and 4 dummy studs on a 5.16" dia. bolt circle
114	3.5" Shaft height
183	Base and 2 mounting clamps ship unassembled in carton with motor



CENTURY® 5-5/8" DIAMETER TOTALLY ENCLOSED FAN / BLOWER MOTORS

HEATING AND AIR CONDITIONING

FEATURES:

- 48 Frame
- Continuous duty, air over
- Permanent split capacitor
- Ball bearing
- Thermally protected
- 60 HZ

HP	RPM	SPD	VOLTS	AMPS	ROT	CAP MFD/VAC	ENCL	BASE	SHAFT DIA & LENGTH	BODY LENGTH	STOCK NO	FIG	NOTES
1/4	1075	1	115	4.9	REV	Included	TE	Resilient	1/2 X 2.49	4.26	UH1026	A	16,48,109,114,183
1/4	1075	1	115	4.9	REV	Included	TE	None	1/2 X 2.97	4.36	UH1026NB	B	16,48
1/4	1075	1	115	4.9	REV	Included	TE	Resilient	1/2 X 5.50	4.36	UH1026V1	C	16,48
1/4	1075/900	1	115/208-230	3.0/1.5	CCWLE	Included	Semi-encl	Resilient	1/2 X 2.50	4.86	OKT1026	D	■ 4,16
1/4	1140	1	115/208-230	3.1/1.6	REV	Included	TE	Resilient	1/2 X 5.08	6.25	731A	E	15,76
1/4	1075	1	208-230	1.8	REV	4/370	TE	Resilient	1/2 X 5.50	4.36	UHH1026	F	4,16,114,183
1/4	1725	1	115/230	3.0/1.6	REV	Included	TE	Resilient	1/2 X 5.08	6.75	767A	G	15,76

NOTES	DESCRIPTION
■	OEM Replacement
4	60/50 HZ
15	60° C ambient
16	40° C ambient
48	60° Leads (minimum)

NOTES	DESCRIPTION
76	Includes split bushing and key for 5/8" shaft
109	4 Thru bolts and 4 dummy studs on a 5.16" dia. bolt circle
114	3.5" Shaft height
183	Base and 2 clamps ship unassembled in carton with motor



FIG A



FIG B



FIG C



FIG D



FIG E



FIG F



FIG G

CENTURY® 5-5/8" DIAMETER TOTALLY ENCLOSED FAN / BLOWER MOTORS

HEATING AND AIR CONDITIONING

FEATURES:

- 48 Frame
- Continuous duty, air over
- Permanent split capacitor
- Ball bearing
- Thermally protected
- 60 HZ

HP	RPM	SPD	VOLTS	AMPS	ROT	CAP	ENCL	BASE	SHAFT DIA & LENGTH	BODY LENGTH	STOCK NO	FIG	NOTES
1/3	1075	1	115	5.3	REV	Included	TE	Resilient	1/2 X 2.99	4.61	UH1036	A	16,48,109,183
1/3	1075	1	115	5.3	REV	Included	TE	Resilient	1/2 X 5.50	4.61	UH1036V1	B	16,48,109,183
1/3	1140	1	115/208-230	3.3/1.7	REV	Included	TE	Resilient	1/2 X 5.08	6.50	732A	C	15,76
1/3	1075	1	208-230	2.2	REV	Included	TE	Resilient	1/2 X 5.50	4.61	UHH1036	D	4,16,183
1/3	1100	2	230	1.7-1.1	REV	Included	TE	None	1/2 X 5.50	5.11	UHH1036NB	E	6,16,144
1/3	1100	2	115	4.3-1.8	REV	Included	TE	None	1/2 X 5.50	5.11	UH1036NB	E	6,16,144
1/3	1725	1	115/230	2.9/1.5	REV	Included	TE	Resilient	1/2 X 5.08	6.75	768A	F	15,76
1/2	1140	1	115/208-230	5.6/2.8	REV	Included	TE	Resilient	1/2 X 5.03	7.25	733A	C	15
1/2	1725	1	115/230	5.4/2.7	REV	Included	TE	Resilient	1/2 X 5.08	7.50	769A	G	16

NOTES	DESCRIPTION
BOLD	Most popular stock item
4	60/50 HZ
6	Reversing plug
15	60° C ambient
16	40° C ambient

NOTES	DESCRIPTION
48	60" Leads (minimum)
76	Includes split bushing and key for 5/8" shaft
109	4 Thru bolts and 4 dummy studs on a 5.16" dia. bolt circle
144	4 Thru bolts, 5.15" dia. bolt circle
183	Base and 2 clamps ship unassembled in carton with motor



FIG A



FIG B



FIG C



FIG D



FIG E



FIG F



FIG G

CENTURY® 5-5/8" DIAMETER DOUBLE SHAFT FAN / BLOWER MOTORS

ROOM AIR CONDITIONERS - FAN COILS - BLOWERS

FEATURES:

- 48 Frame
- Auto protector
- Ball bearing
- Semi-enclosed construction
- CCWLE Rotation
- 60 HZ
- Continuous air over
- Permanent split capacitor
- 1/2" Diameter flatted shafts

HP	RPM**	SPD	VOLTS	AMPS	CAP MFD/VAC	SHAFT DIA & LENGTH	BODY LENGTH	STOCK NO	FIG	NOTES
1/15	1075	3	115	.63	3-5/370	1/2 X 5.82 X 5.82	3.61	RAL10156	A	
1/8	1075	3	115	2	5/370	1/2 X 8.26 X 8	3.74	RAL1006	B	4,11,15
1/6	1075	3	115	2.2	5/370	1/2 X 8.14 X 8	3.86	RAL1016	B	4,11,16
1/6	1075	3	115	3.1	Included	1/2 X 7.50 X 7.50	3.86	DSB1016	C	16,45
1/6	1075	3	208-230	.96	5/370	1/2 X 8.26 X 8	3.74	RA1016	B	11,16
1/6	1625	2	115	2.4	Included	1/2 X 7.50 X 7.50	4.11	DSB1016R	C	16,45,134
1/4	1075	2	115	4.4	Included	1/2 X 7.50 X 7.50	3.99	DSB1026	D	16,45
1/4	1075	3	208-230	1.5	5/370	1/2 X 7.89 X 8	4.11	RA1026	E	11,15
1/4	1625	2	115	2.4	Included	1/2 X 7.50 X 7.50	4.11	DSB1024	D	16,45
1/4	1625	3	115	3	5/370	1/2 X 8.50 X 8.50	4.00	661A	F	15
1/4	1625	3	115	3.4	5/370	1/2 X 7.64 X 8	4.36	RAL1024	E	11,16
1/4	1625	3	208-230	1.9	5/370	1/2 X 7.64 X 8	4.36	RA1024	E	4,11,16
1/4	1625	2	230	1.3	Included	1/2 X 7.50 X 7.50	4.11	DSB1024H	D	16,45

NOTES	DESCRIPTION
BOLD	Most popular stock item
4	60/50 HZ
11	Mounting accessories packaged with motor
15	60° C ambient

NOTES	DESCRIPTION
16	40° C ambient
45	Includes base
134	Reversible
**	Approximately 150 RPM difference between speeds



FIG A



FIG B



FIG C



FIG D



FIG E



FIG F

CENTURY® 5-5/8" DIAMETER DOUBLE SHAFT FAN / BLOWER MOTORS

ROOM AIR CONDITIONERS - FAN COILS - BLOWERS

FEATURES:

- 48 Frame
- Auto protector
- Ball bearing
- CCWLE Rotation
- Semi-enclosed construction
- 60 HZ
- Continuous air over
- Permanent split capacitor
- 1/2" Diameter flatted shafts

HP	RPM**	SPD	VOLTS	AMPS	CAP MFD/VAC	SHAFT DIA & LENGTH	BODY LENGTH	STOCK NO	FIG	NOTES
1/3	1075	3	115	5	5/370	1/2 X 7.89 X 8	4.86	RAL1036	A	4,11,16
1/3	1075	3	208-230	1.9	5/370	1/2 X 8.14 X 7.25	4.61	RA1036	A	11
1/3	1625	3	115	4	5/370	1/2 X 7.39 X 8	4.61	RAL1034	A	4,11,16
1/3	1625	3	208-230	2	5/370	1/2 X 7.39 X 8	4.61	RA1034	A	11,49
1/2	1075	3	115	5.2	10/370	1/2 X 7.39 X 7.25	5.36	RAL1056	B	11,16
1/2	1075	3	115	6.8	10/370	1/2 X 7.50 X 7.50	5.25	594A	C	15
1/2	1075	3	208-230	2.7	7.5/370	1/2 X 7.64 X 7.25	5.11	RA1056	B	11,15
1/2	1625	3	115	6.0	5/370	1/2 X 7.64 X 7.25	5.11	RAL1054	B	11,16
1/2	1625	3	208-230	3.2	5/370	1/2 X 7.64 X 7.25	5.11	RA1054	B	4,11,16
3/4	1075	3	115	12.6	10/370	1/2 X 8.0 X 8	5.50	9600A	D	16
3/4	1075	3	115	8.2	15/370	1/2 X 7.39 X 7.25	5.36	RAL1076	B	11,16
3/4	1075	3	208-230	3.6	7.5/370	1/2 X 7.36 X 7.25	5.36	RA1076	B	11,16

NOTES	DESCRIPTION
BOLD	Most popular stock item
4	60/50 HZ
11	Mounting accessories packaged with motor
15	60° C ambient
16	40° C ambient
49	50° C ambient
**	Approximately 150 RPM difference between speeds



FIG A



FIG B



FIG C



FIG D

CENTURY® 5-5/8" DIAMETER FAN / BLOWER MOTORS

ROOM AIR CONDITIONERS - FAN COILS - BLOWERS

FEATURES:

- 48 Frame
- Auto Protector
- Continuous air over
- Fleximount
- Open construction
- 40°, 50° and 60° C ambient
- 60 HZ
- Permanent split capacitor
- Reversible
- Ball bearing
- 1/2" Diameter flatted shaft
- 24" Leads (minimum)
- 2 Hole lugs replace both 9" and 10" bolt circle

HP	RPM	SPD	VOLTS	AMPS		SHAFT DIA & LENGTH	BODY LENGTH	STOCK NO	FIG	NOTES
				RATED	MAX					
1/6	1075	3	115	2.7		1/2 X 5.50	4.24	9647	A	16
1/6	1075	3	277	0.78		1/2 X 5.50	4.25	9431A	A	15
1/4	1075	3	115	3.5	3.6	1/2 X 6.0	4.11	FML1026	B	49
1/4	1075	4	115	3.9		1/2 X 5.52	4.25	752A	B	49
1/4	1075	3	208-230	1.4	1.5	1/2 X 6.0	4.11	FM1026	B	4,49
1/4	1075	3	277	1.2		1/2 X 5.50	4.24	9432A	A	15
1/3	1075	3	115	6	7.6	1/2 X 6.0	4.36	FML1036	B	49
1/3	1075	4	115	5.6		1/2 X 5.52	4.75	753A	B	16
1/3	1075	3	208-230	2.7	3.7	1/2 X 6.0	4.36	FM1036	B	4,49
1/3	1075	3	277	1.9		1/2 X 5.52	4.75	9433A	B	16
1/2	1075	3	115	8	12.3	1/2 X 6.0	4.86	FML1056	B	49
1/2	1075	4	115	8.9		1/2 X 5.52	5.50	754A	A	16
1/2	1075	3	208-230	3.4	4.9	1/2 X 6.0	4.86	FM1056	B	49
1/2	1075	3	277	2.1		1/2 X 5.52	5.50	9434A	B	15
1/2	1075	2	460	1.51		1/2 X 4.50	5.00	9421V1A	A	16,119
3/4	1075	4	115	10.9		1/2 X 6.0	5.36	FML1076V1	B	4,49,84
3/4	1075	2	460	2.2		1/2 X 4.50	5.50	9422V1A	B	16,119

NOTES	DESCRIPTION
BOLD	Most popular stock item
4	60/50 HZ
15	60° C ambient
16	40° C ambient
49	50° C ambient
84	Fleximount arms are not attached to motor - belly band with arms are packed with motor
119	11" Leads (minimum)



FIG A



FIG B

CENTURY® 5-5/8" DIAMETER FAN / BLOWER MOTORS

DIRECT DRIVE FANS & BLOWERS

FEATURES:

- 48 Frame
- Auto protector
- Continuous duty, air over
- Electrically reversible
- Permanent split capacitor
- 1/2" Diameter flatted shaft
- Ball Bearing

SINGLE AND TWO SPEED - ELECTRICALLY REVERSIBLE

HP	RPM **	SPD	VOLTS	AMPS	CAP MFD/VAC	ENCL	SHAFT DIA & LENGTH	BODY LENGTH	STOCK NO	FIG	NOTES
1/8	1550	1	115/208-230	2.7/1.2-1.4	Included	Semi-encl	1/2 X 4.50	4.11	9704	A	4,5,16,26,94
1/5	1075	1	208-230	1.3-1.4	Included	Semi-encl	1/2 X 3.0	4.11	OHS10206	B	■ 16,92,94
1/4	1075	1	115	3.6	Included	Open	1/2 X 3.0	4.11	DLR1026S	C	5,16,26
1/4	1550	1	115/208-230	4.9/2.5-2.5	4/370	Semi-encl	1/2 X 4.50	4.49	9700	D	5,16,26
1/4-1/6	1625	2	460	.90	Included	Semi-encl	1/2 X 6.44	4.86	BDH1024	E	12,15,42
1/3-1/4	1075	2	460	1.2-.86	Included	Semi-encl	1/2 X 6.44	5.11	BDH1036	F	12,15,42,65
1/2-1/3	1625	2	460	1.4-1.3	Included	Semi-encl	1/2 X 6.44	5.36	BDH1054	F	4,12,15,42
3/4-1/2	1075	2	460	2.2-1.1	Included	Semi-encl	1/2 X 6.44	5.74	BDH1076	F	12,15,42,65

NOTES	DESCRIPTION
■	OEM Replacement
4	60/50 HZ
5	Resilient mounting rings included
12	Has hex mounting hub on both ends for cradle base mounting
15	60° C ambient
16	40° C ambient

NOTES	DESCRIPTION
26	CCWLE rotation only
42	Mounting rings not included
65	Reconnect for separate speeds
92	CWLE rotation
94	Capacitor attached
**	Approximately 150 RPM difference between speeds



FIG A



FIG B



FIG C



FIG D



FIG E



FIG F

CENTURY® 5-5/8" DIAMETER INDOOR BLOWER MOTORS

DIRECT DRIVE FANS & BLOWERS

FEATURES:

- 48 Frame
- Auto protector
- Continuous air over
- 23" Leads (minimum)
- 60 HZ
- Ball and sleeve bearing
- Resilient mounting (rings included)
- Multiple mount
- 1/2" Diameter flatted shaft
- 40°, 50° or 60° C ambient
- Reversible

THREE SPEED - REVERSIBLE

HP	RPM	SPD	VOLTS	AMPS		CAP MFD/VAC	BRG	SHAFT DIA & LENGTH	BODY LENGTH	STOCK NO	FIG	NOTES
				RATED	MAX							
1/6	1075	3	115	2.5	3	7.5/370	Ball	1/2 X 6.44	3.86	FDL1016	A	49
1/6	1075	3	277	0.8	0.9	5/370	Ball	1/2 X 5.94	3.74	7FD1016	B	49
1/4	1075	3	115	3.2	4.1	7.5/370	Ball	1/2 X 6.44	4.11	FDL1026	A	49
1/4	1075	3	115	3.5		Included	Sleeve	1/2 X 5.50	4.11	DLR1026	C	16
1/4	1075	3	208-230	1.5	1.9	5/370	Ball	1/2 X 6.44	4.11	FD1026	A	49
1/4	1075	3	277	1.3	1.6	5/370	Ball	1/2 X 6.44	3.86	7FD1026	A	49
1/4	1625	3	115	3	5	10/370	Ball	1/2 X 6.44	4.36	FDL1024	A	16
1/3	1075	3	115	4.2	6	7.5/370	Sleeve	1/2 X 6.44	4.61	FDL1036	A	49
1/3	1075	3	115	4.9		Included	Sleeve	1/2 X 5.52	4.50	DLR10236	C	16
1/3	1075	3	115	5.3		5/370	Ball	1/2 X 5.52	4.25	148A	D	15
1/3	1075	3	208-230	2.1	3	5/370	Sleeve	1/2 X 6.44	4.61	FD1036	A	49
1/3	1075	3	277	1.9	2.1	7.5/370	Ball	1/2 X 6.44	4.49	7FD1036	B	49
1/3	1625	3	115	4	6.2	15/370	Ball	1/2 X 6.44	4.61	FDL1034	A	16
1/3	1625	3	208-230	2.1		5/370	Ball	1/2 X 5.94	3.74	454A	E	15,41

NOTES	DESCRIPTION
BOLD	Most popular stock item
15	60° C ambient
16	40° C ambient

NOTES	DESCRIPTION
41	No brake kit available
49	50° C ambient



FIG A



FIG B



FIG C



FIG D



FIG E

CENTURY® 5-5/8" DIAMETER INDOOR BLOWER MOTORS

DIRECT DRIVE FANS & BLOWERS

FEATURES:

- 48 Frame
- Auto protector
- Continuous air over
- 22" Leads (minimum)
- 60 HZ
- Resilient mounting (rings included)
- Ball bearing
- Permanent split capacitor
- Multiple mount
- 1/2" Diameter flatted shaft
- 40°, 50° or 60° C ambient
- Open construction
- Reversible

THREE SPEED - REVERSIBLE

HP	RPM **	SPD	VOLTS	AMPS	CAP MFD/VAC	SHAFT DIA & LENGTH	BODY LENGTH	STOCK NO	FIG	NOTES
3/4	1075	3	115	9.8	15/370	1/2 X 6.44	5.61	FDL1076	A	49
3/4	1075	3	208-230	4.9	10/370	1/2 X 6.44	5.36	FD1076	A	49
3/4	1075	3	208-230	4.7	10/370	1/2 X 6.00	5.50	150A	B	15,42
3/4	1075	3	277	3.9	20/370	1/2 X 5.50	5.50	9605A	C	16,70
3/4	1625	3	115	8.5	15/370	1/2 X 6.44	5.61	FDL1074	A	16
3/4	1625	3	208-230	4	7.5/370	1/2 X 6.44	5.61	FD1074	A	16
3/4	1625	3	208-230	4.9	7.5/370	1/2 X 6.00	5.36	483A	D	16,70
1	1075	3	115	11.6	20/370	1/2 X 5.95	6	BDL1106	C	16,123
1	1075	3	208-230	4.8	20/370	1/2 X 6.44	5.61	BD1106	A	16,123
1	1100	3	460	3.2	15/370	1/2 X 6.44	5.86	BDH1106	E	16,65,70

NOTES	DESCRIPTION
BOLD	Most popular stock item
15	60° C ambient
16	40° C ambient
42	Mounting rings not included
49	50° C ambient

NOTES	DESCRIPTION
65	Reconnect for separate speeds
70	No extended thru bolts
123	1/2" Double flat shaft, 2-1/2" rings
**	Approximately 150 RPM difference between speeds



FIG A



FIG B



FIG C



FIG D



FIG E

CENTURY® 5-5/8" DIAMETER INDOOR BLOWER MOTORS

FAN COILS - DUAL WHEEL BLOWERS

FEATURES:

- 48 Frame
- Auto protector
- Class A and B insulation
- Continuous air over
- Reversible
- Open Construction
- Permanent split capacitor
- Ball bearing
- 60 HZ
- 23" Leads (minimum)
- Resilient mounting rings (included)
- 40°, 50° or 60° C ambient

THREE SPEED - REVERSIBLE

HP	RPM **	SPD	VOLTS	AMPS	CAP MFD/VAC	SHAFT DIA & LENGTH	BODY LENGTH	STOCK NO	FIG	NOTES
1/4	1075	3	115	3.50	5/370	1/2 X 4.50	4.11	DL1026	A	16, 181
1/4	1075	3	208-230	1.80	5/370	1/2 X 4.50	4.11	D1026	A	16, 181
1/3	1075	3	115	4.90	7.5/370	1/2 X 4.50	4.49	DL1036	A	16, 181
1/3	1075	3	208-230	2.60	5/370	1/2 X 4.50	4.36	D1036	A	16, 181
1/2	1075	3	115	6.50	10/370	1/2 X 4.50	4.99	DL1056	A	16, 181
1/2	1075	3	208-230	3.20	7.5/370	1/2 X 4.50	4.86	D1056	A	16, 181
1/2	1075	3	115	5.6	10/370	1/2 X 6.44	5.11	FDL1056	B	49
1/2	1075	3	208-230	2.7	7.5/370	1/2 X 6.44	5.11	FD1056	B	49
1/2	1075	3	208-230	3	7.5/370	1/2 X 4.98	5	149A	C	15
1/2	1075	3	277	2.2	10/370	1/2 X 6.44	5.36	7FD1056	B	49
1/2	1625	3	115	7.6	15/370	1/2 X 6.44	5.11	FDL1054	B	16
1/2	1625	3	208-230	2.8	7.5/370	1/2 X 6.44	5.11	FD1054	B	16
3/4	1075	3	115	8.90	15/370	1/2 X 4.50	5.61	DL1076	D	16, 49, 181
3/4	1075	3	208-230	4.00	10/370	1/2 X 4.50	5.61	D1076	D	16, 181

NOTES	DESCRIPTION
BOLD	Most popular stock item
15	60° C ambient
16	40° C ambient
49	50° C ambient
181	2-1/4" Rings with 2-1/2" adapters included
**	Approximately 150 RPM difference between speeds



FIG A



FIG B



FIG C



FIG D

CENTURY® 5-5/8" DIAMETER MULTI-HORSEPOWER REPLACEMENT MOTORS

MASTERFIT™ FAN AND BLOWER MOTORS

FEATURES:

- 48 Frame
- Different capacitor / speed combinations
- Designed for 370V capacitor (not furnished)
- Permanent split capacitor
- Reversible
- Resilient rings on blower motors
- Extended thru bolts
- 60 HZ
- Auto protector
- Class B insulation
- Single phase
- Continuous duty, air over
- Mounts by belly band, thru bolts, or shell holes
- OEM mounting holes in shell

BENEFITS:

- Less inventory required
- Versatile
- Time saver
- Easy installations

CONDENSER FAN MOTORS - TOTALLY ENCLOSED AIR OVER

HP	RPM	SPD	VOLTS	AMPS	CAPACITOR 370 VOLTS		BRG	AMBIENT	SHAFT DIA & LENGTH	BODY LENGTH	STOCK NO	LEAD LENGTH (IN)	FIG
					MFD/208V	MFD/230V							
1/3	1075	High (black)	208-230	2.8	7.5	5	Ball	60° C	1/2 X 6	4.86	FSE6000	36	A
1/4	1135	High (black)		2	7.5	5							
1/5	1075	Low (red)		1.7	7.5	5							
1/6	1125	Low (red)		1.5	7.5	5							

DIRECT DRIVE FAN AND BLOWER MOTORS - OPEN DRIPPROOF

HP	RPM	SPD	VOLTS	AMPS	CAPACITOR 370 VOLTS		BRG	AMBIENT	SHAFT DIA & LENGTH	BODY LENGTH	STOCK NO	LEAD LENGTH (IN)	FIG
					MFD/208V	MFD/230V							
1/2	1075	All	115	7	10		Ball	40° C	1/2 X 5	4.86	FDL6001	26	B
1/3		All		6.7	5	7.5							
1/4		Lo, Med-lo, Med-hi		4.4	5	7.5							
1/5		Lo, Med-lo, Med-hi		3.2	5	7.5							
1/6		Lo		2.4	5	7.5							
1/2	1075	All	208-230	3.9	10		Ball	40° C	1/2 X 5	4.86	FD6000	26	B
1/3		All		3.6	5	7.5							
1/4		Lo, Med-lo, Med-hi		2.5	5	7.5							
1/5		Lo, Med-lo, Med-hi		1.8	5	7.5							
1/6		Lo		1.3	5	7.5							
3/4	1075	All	115	9.1	10		Ball	40° C	1/2 X 5	4.86	FDL6002	38	B
1/2		All		6.8	10								
1/3		All		5.5	5	7.5							
1/4		Lo, Med-lo, Med-hi		3	5	7.5							
1/5		Lo, Med-lo		2.3	5	7.5							
3/4	1075	All	208-230	3.9	10		Ball	40° C	1/2 X 5	4.86	FD6001	38	B
1/2		All		3.6	10								
1/3		All		3	5	7.5							
1/4		Lo, Med-lo, Med-hi		2.3	5	7.5							
1/5		Lo, Med-lo		2	5	7.5							


NOTES	DESCRIPTION
BOLD	Most popular stock item



FIG A



FIG B



CENTURY® 5-5/8" DIAMETER MULTI-HORSEPOWER REPLACEMENT MOTORS

MASTERFIT PRO® FAN AND BLOWER MOTORS

FEATURES:

- 48 Frame
- 60 HZ
- Permanent split capacitor
- Reversible
- All purpose capacitor included
- Extended thru bolts
- 40° C ambient
- OEM mounting holes in shell
- Class B insulation


DIRECT DRIVE FAN AND BLOWER MOTORS - OPEN DRIPPROOF

HP	RPM	SPD	VOLTS	AMPS	CAPACITOR 370 VOLTS		BRG	AMBIENT	SHAFT DIA & LENGTH	BODY LENGTH	STOCK NO	LEAD LENGTH (IN)
					MFD/208V	MFD/230V						
1/3	825	All	208-230	2.1		7.5	Ball	40° C	1/2 X 3.5	5.24	FD6002A	36
1/4		Med-hi, Med-lo, Lo		1.7		7.5						
1/6		Med-lo, Lo		1		7.5						
1/8		Lo		0.9		7.5						
1/2	1075	All	115	7	10		Ball	40° C	1/2 X 5	4.86	FDL6001A	36
1/3		All		6.7	5	7.5★						
1/4		Lo, Med-lo, Med-hi		4.4	5	7.5★						
1/5		Lo, Med-lo		3.2	5	7.5★						
1/6		Lo		2.4	5	7.5★						
1/2	1075	All	208-230	3.9	10		Ball	40° C	1/2 X 5	4.86	FD6000A	36
1/3		All		3.6	5	7.5★						
1/4		Lo, Med-lo, Med-hi		2.5	5	7.5★						
1/5		Lo, Med-lo		1.8	5	7.5★						
1/6		Lo		1.3	5	7.5★						
1/2	1075	All	277	3.3	10		Ball	40° C	1/2 X 5	4.86	7FD6000A	36
1/3		All		2.3	5	7.5★						
1/4		Med-hi, Med-lo, Lo		1.7	5	7.5★						
1/5		Med-lo, Lo		1.3	5	7.5★						
1/6		Lo		1	5	7.5★						
3/4	1075	All	115	9.1	10		Ball	40° C	1/2 X 5	4.86	FDL6002A	36
1/2		All		6.8	10							
1/3		All		5.5	5	7.5★						
1/4		Med-hi, Med-lo, Lo		3	5	7.5★						
1/5		Lo, Med-lo		2.3	5	7.5★						
3/4	1075	All	208-230	4	10		Ball	40° C	1/2 X 5	4.86	FD6001A	36
1/2		All		3.6	10							
1/3		All		3	5	7.5★						
1/4		Lo, Med-lo, Med-hi		2.3	5	7.5★						
1/5		Lo, Med-lo		2	5	7.5★						
3/4	1075	All	277	3.6	10		Ball	40° C	1/2 X 5	4.86	7FD6001A	36
1/2		All		2.3	10							
1/3		All		1.7	5	7.5★						
1/4		Med-hi, Med-lo, Lo		1.3	5	7.5★						
1/5		Med-lo, Lo		1	5	7.5★						

NOTES	DESCRIPTION
BOLD	Most popular stock item
★	Motor is approximately 10% stronger and has higher starting torque for 1/6, 1/5, 1/4, and 1/3 HP rating with the 7.5 MFD / 370V capacitor



Century® Brand MasterFit™ APC™
 - Multi-Rating Capacitor
 - 7.5, 10, 15 & 18 MFD
 Round Capacitor Bracket
 - Stock # 2116 Included



CENTURY® 5-5/8" DIAMETER MULTI-HORSEPOWER REPLACEMENT MOTORS

MASTERFIT PRO® CONDENSER FAN MOTORS

FEATURES:

- 48 Frame
- 60 HZ
- Permanent split capacitor
- Reversible
- All purpose capacitor included
- 70° C ambient
- OEM mounting holes in shell
- Extended thru bolts
- Class F insulation

CONDENSER FAN MOTORS - TOTALLY ENCLOSED

HP	RPM	SPD	VOLTS	AMPS	CAPACITOR 370 VOLTS		BRG	AMBIENT	SHAFT DIA & LENGTH	BODY LENGTH	STOCK NO	LEAD LENGTH (IN)
					MFD/208V	MFD/230V						
1/3	825	High	208-230	1.9	10	7.5	Ball	70° C	1/2 X 6.5	5.24	FE6001F	48
1/4		High			10	7.5						
1/5		Low		1.2	10	7.5						
1/6		Low			10	7.5						
1/2	825	High	208-230	2.4	12.5	10	Ball	70° C	1/2 X 6.5	5.74	FE6003F	48
1/3		High			12.5	10						
1/4		Low		1.4	12.5	10						
1/5		Low			12.5	10						
1/3	1075	High	208-230	2.6	7.5	5	Ball	70° C	1/2 X 6.5	4.74	FE6000F	48
1/4		High		2.5	7.5	5						
1/5		Low		2	7.5	5						
1/6		Low		1.8	7.5	5						
1/2	1075	High	208-230	3.2	12.5	10	Ball	70° C	1/2 X 6.5	5.36	FE6002F	48
1/3		High			12.5	10						
1/4		Low		1.6	12.5	10						
1/5		Low			12.5	10						
3/4	1075	High	208-230	5.8	15	12.5	Ball	70° C	1/2 X 6.5	5.99	FE6004F	48
1/2		High		3.9	15	12.5						
1/3		Low		2.5	15	12.5						
1/4		Low		1.8	15	12.5						


NOTES	DESCRIPTION
BOLD	Most popular stock item



Century® Brand MasterFit™ APC™
 - Multi-Rating Capacitor
 - 5, 7.5, 10, 12.5 & 15 MFD



Round Capacitor Bracket
 - Stock # 2116 Included



CENTURY® 5-5/8" DIAMETER MULTI-HORSEPOWER REPLACEMENT MOTORS

4-IN-1® AND HEATMASTER® CONDENSER FAN MOTORS

APPLICATIONS:

4-IN-1 motors are used in residential and light commercial condenser fans and replace many OEM motors.

FEATURES:

- 48 Frame
- All angle mounting
- Removable drain plugs each end
- OEM mounting holes (screws included)
- Totally enclosed
- Ball bearing
- UL* Recognized Component
- 36" Leads or 48" leads
- Permanent split capacitor
- Reversible

BENEFITS:

- Easy installation
- One simple connection

4-IN-1 MOTORS - 60° C AMBIENT

HP	RPM	SPD	VOLTS	AMPS	INSULATION CLASS	CAP MFD/VAC	AMBIENT	SHAFT DIA & LENGTH	BODY LENGTH	STOCK NO	FIG	NOTES
1/3-1/8	825	1	208-230	2.1	B	7.5/370	60° C	1/2 X 6-1/2	4-7/8	ORM5488B	B	
1/3-1/6	1075	1	208-230	2	B	7.5/370	60° C	1/2 X 6-1/2	4-1/8	ORM5458B	A	

4-IN-1 HEATMASTER MOTORS

FEATURES:

- Water-resistant reversing plug
- High-temperature overload protector
- Ball bearing
- Three year warranty**

4-IN-1 HEATMASTER MOTORS - 70° C AMBIENT

HP	RPM	SPD	VOLTS	AMPS	INSULATION CLASS	CAP MFD/VAC	AMBIENT	SHAFT DIA & LENGTH	BODY LENGTH	STOCK NO	FIG	NOTES
1/8-1/15	825	1	208-230	1.0	F	5/370	70° C	1/2 X 6-1/2	4-1/4	ORM5484BF	B	
1/8-1/15	1075	1	208-230	.80	F	5/370	70° C	1/2 X 6-1/2	4	ORM5454BF	B	
1/3-1/8	825	1	208-230	2.1	F	7.5/370	70° C	1/2 X 6-1/2	4-7/8	ORM5488BF	B	
1/3-1/8	825	1	460	1.0	F	7.5/370	70° C	1/2 X 6-1/2	5-1/8	ORM4688BF	B	
1/3-1/6	1075	1	208-230	2.1	F	7.5/370	70° C	1/2 X 6-1/2	4-1/8	ORM5458BF	B	
1/3-1/6	1075	1	460	1.2	F	7.5/370	70° C	1/2 X 6-1/2	4-7/8	ORM4658BF	B	
1/2-1/5	825	1	208-230	2.5	F	10/370	70° C	1/2 X 6-1/2	5-5/8	ORM5489BF	C	
1/2-1/5	1075	1	208-230	3.6	F	10/370	70° C	1/2 X 6-1/2	5-5/8	ORM5459BF	C	
1/2-1/5	1075	1	460	1.5	F	10/370	70° C	1/2 X 6-1/2	5-5/8	ORM4659BF	C	

NOTES	DESCRIPTION
BOLD	Most popular stock item



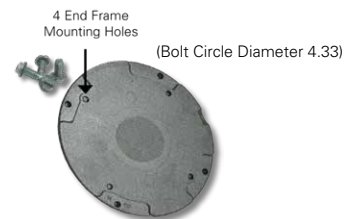
FIG A



FIG B



FIG C



* UL is believed to be the trademark and/or trade name of UL LLC and is not owned or controlled by Regal Rexnord Corporation.

** Three year warranty from date of manufacture date code, or two years from the date of installation.

CENTURY® 5-5/8" DIAMETER REPLACEMENT MOTORS

HEATMASTER® ULTRA AND 4-IN-1® HIGH TEMPERATURE CONDENSER FAN MOTORS

APPLICATIONS:

Used in HVAC condenser fans, refrigeration condenser fans, and high temperature applications.

FEATURES:

- 48 Frame
- 80° C ambient
- Speed Engineered (speed control)
- Double sealed ball bearings (synthetic bearing grease)
- High-temperature overload protector
- All angle mount
- Water resistant reversing plug
- Lead length 48"
- 60 HZ
- Totally enclosed
- Continuous duty, air over
- Mounts by belly band, adjustable extended thru-bolts or OEM mounting holes with screws
- Permanent split capacitor

BENEFITS:

- Three year warranty**
- Water resistant rubber grommet at lead opening
- Can handle the heaviest loads
- Suitable for use with most head pressure - speed control devices
- Easy mounting

HEATMASTER ULTRA MOTORS


HP	RPM	SPD	VOLTS	AMPS	INSULATION CLASS	CAP MFD/VAC	BRG	AMB	SHAFT DIA & LENGTH	BODY LENGTH	STOCK NO	NOTES
825 RPM - 208-230 VOLTS												
1/8	825	1	208-230	1	F	5/370	Ball	80° C	1/2 X 6-1/2	4.24	FE1008SU	
1/4	825	1	208-230	1.2	F	5/370	Ball	80° C	1/2 X 6-1/2	4.61	FE1028SU	
1/3	825	1	208-230	1.6	F	7.5/370	Ball	80° C	1/2 X 6-1/2	5.11	FE1038SU	
1075 RPM - 208 - 230 VOLTS												
1/4	1075	1	208-230	1.9	F	5/370	Ball	80° C	1/2 X 6-1/2	4.36	FE1026SU	
1/3	1075	1	208-230	2.5	F	7.5/370	Ball	80° C	1/2 X 6-1/2	4.86	FE1036SU	
1/2	1075	1	208-230	3.8	F	10/370	Ball	80° C	1/2 X 6-1/2	5.36	FE1056SU	
3/4	1075	1	208-230	5.1	F	15/370	Ball	80° C	1/2 X 6-1/2	5.61	FE1076SU	
1075 RPM - 460 VOLTS												
1/4	1075	1	460	0.9	F	7.5/370	Ball	80° C	1/2 X 6-1/2	4.74	FEH1026SU	
1/3	1075	1	460	1.2	F	7.5/370	Ball	80° C	1/2 X 6-1/2	5.24	FEH1036SU	
1/2	1075	1	460	1.5	F	10/370	Ball	80° C	1/2 X 6-1/2	5.61	FEH1056SU	
3/4	1075	1	460	2.2	F	10/370	Ball	80° C	1/2 X 6-1/2	6.11	FEH1076SU	

4-IN-1 MULTI-HORSEPOWER MOTORS - ONE SIMPLE CONNECTION

HP	RPM	SPD	VOLTS	AMPS	INSULATION CLASS	CAP MFD/VAC	BRG	AMB	SHAFT DIA & LENGTH	BODY LENGTH	STOCK NO	NOTES
1/3-1/8	825	1	208-230	1.8	F	7.5/370	Ball	80° C	1/2 X 6-1/2	4.86	ORM5488BU	
1/3-1/8	825	1	460	1	F	7.5/370	Ball	80° C	1/2 X 6-1/2	5.24	ORM4688BU	
1/3-1/6	1075	1	208-230	1.9	F	7.5/370	Ball	80° C	1/2 X 6-1/2	4.11	ORM5458BU	

NOTES	DESCRIPTION
BOLD	Most popular stock item

NOTE: Suitable for use with most solid state speed control devices. It is the responsibility of the installer to properly adjust the speed control to the motor for the specific application. The correct voltage settings are application specific and unique to each motor. Failure to perform proper set up can lead to substandard performance and/or failure of the system components. Do not set the voltage at the motor to less than 1/2 the motor's rated voltage.



** Three year warranty from date of manufacture date code, or two years from the date of installation.

CENTURY® 5-5/8" DIAMETER (OPEN LEAD END) OUTDOOR BALL BEARING MOTORS

CONDENSERS - HEAT PUMPS - REFRIGERATION

FEATURES:

- 48 Frame
- Permanent split capacitor
- Class B insulation
- 1/2" Diameter single and double flatted shaft
- 26" (minimum) to 48" leads
- 60 HZ
- All angle mount
- 40° or 60° C ambient
- Auto protector
- Reversible
- 4 and 6 Pole
- Extended thru bolts

DRIPPROOF - VERTICAL SHAFT UP/HORIZONTAL MOTORS

HP	RPM	SPD	VOLTS	AMPS		INSULATION CLASS	CAP MFD/VAC	BRG	AMB	SHAFT DIA & LENGTH	BODY LENGTH	STOCK NO	FIG	NOTES
				RATED	MAX									
1/6	1075	2	208-230	0.9	1.1	B	5/370	Ball	60° C	1/2 X 6.44	3.86	FS1016	A	4,12,128,182
1/4	1075	1	208-230	1.4	2	B	5/370	Ball	60° C	1/2 X 6.44	4.36	F1026S	B	12,124
1/4	1075	2	208-230	1.4	2	B	5/370	Ball	60° C	1/2 X 6.44	4.36	F1026	C	12,124
1/4	1625	1	208-230	1.4		B	5/370	Ball	40° C	1/2 X 4.93	3.99	FS1024S	D	4,64,125,182
1/4	1625	2	460	.74		B	5/370	Ball	60° C	1/2 X 6.06	4.86	782A	E	12,21,182
1/4	1625	2	460	0.9	1.2	B	5/370	Ball	60° C	1/2 X 6.44	4.86	FH1024	C	12,30,124

NOTES	DESCRIPTION
BOLD	Most popular stock item
4	60/50 HZ
12	Has hex mounting hub on both ends for cradle base mounting
21	Includes conduit box, mounting screws, gasket-detached
30	Triple build wired for greater high voltage insulation

NOTES	DESCRIPTION
64	Resilient mounting rings included for refrigeration applications
124	1/2" Dia. shaft - single flat
125	1" Extended thru bolts each end
128	1-5/8" Extended thru bolts
182	1/2" Dia. shaft - double flat



FIG A



FIG B



FIG C



FIG D



FIG E

CENTURY® 5-5/8" DIAMETER (OPEN LEAD END) OUTDOOR BALL BEARING MOTORS

CONDENSERS - HEAT PUMPS - REFRIGERATION

FEATURES:

- 48 Frame
- Permanent split capacitor
- Class B insulation
- 1/2" Diameter double flatted shaft
- 26" (minimum) to 48" leads
- 60 HZ
- All angle mount
- 60° C ambient
- Auto protector
- Reversible
- 4, 6 and 8 Pole
- Extended thru bolts

DRIPPROOF - VERTICAL SHAFT UP/HORIZONTAL MOTORS

HP	RPM	SPD	VOLTS	AMPS		INSULATION CLASS	CAP MFD/VAC	BRG	AMB	SHAFT DIA & LENGTH	BODY LENGTH	STOCK NO	FIG	NOTES
				RATED	MAX									
1/3	825	1	115	4.8		B	7.5/370	Ball	60° C	1/2 X 6.44	4.86	FL1038	A	12,20
1/3	825	1	208-230	1.9	2.6	B	7.5/370	Ball	60° C	1/2 X 6.44	4.86	F1038	A	12,20
1/3	825	1	460	0.9	1	B	10/370	Ball	60° C	1/2 X 6.44	5.61	FH1038	B	12,20,30
1/3	825	1	460	1.1		B	10/370	Ball	60° C	1/2 X 6.06	5.87	786A	C	12,21
1/3	1075	1	208-230	1.7	2.6	B	7.5/370	Ball	60° C	1/2 X 6.44	5.11	F1036S	D	12
1/3	1075	2	208-230	1.7	2.6	B	7.5/370	Ball	60° C	1/2 X 6.44	4.86	F1036	B	12
1/3	1075	1	460	1		B	5/370	Ball	60° C	1/2 X 6.05	4.74	436A	E	64
1/3	1625	1	208-230	1.9		B	5/370	Ball	60° C	1/2 X 6.02	4.36	665A	C	64
1/2	1075	1	208-230	3.6	3.6	B	5/370	Ball	60° C	1/2 X 6.44	4.86	F1056	F	64,128
1/2	1075	2	208-230	2.5	3.6	B	10/370	Ball	60° C	1/2 X 6.44	5.11	F1056S	B	12

NOTES	DESCRIPTION
BOLD	Most popular stock item
12	Has hex mounting hub on both ends for cradle base mounting
20	Lead reversible, no plug
21	Includes conduit box, mounting screws, gasket-detached

NOTES	DESCRIPTION
30	Triple build wired for greater high voltage insulation
64	Resilient mounting rings included for refrigeration applications
128	1-5/8" Extended thru bolts



CENTURY® 5-5/8" DIAMETER (OPEN LEAD END) OUTDOOR BALL BEARING MOTORS

CONDENSERS - HEAT PUMPS - REFRIGERATION

FEATURES:

- 48 Frame
- Permanent split capacitor
- Class B insulation
- 1/2" Diameter single and double flatted shaft
- 26" (minimum) to 48" leads
- 60 HZ
- All angle mount
- 60° C ambient
- Auto protector
- Reversible
- 4 and 6 Pole
- Extended thru bolts

DRIPPROOF - VERTICAL SHAFT UP/HORIZONTAL MOTORS

HP	RPM	SPD	VOLTS	AMPS		INSULATION CLASS	CAP MFD/VAC	BRG	AMB	SHAFT DIA & LENGTH	BODY LENGTH	STOCK NO	FIG	NOTES
				RATED	MAX									
1/2	1075	1	460	1.7		B	7.5/370	Ball	60° C	1/2 X 6.05	5.11	435A	A	64,182
1/2	1075	2	460	1.9		B	10/370	Ball	60° C	1/2 X 6.44	5.86	FH1056	B	12,30,36,182
1/2	1625	1	208-230	3.9		B	5/370	Ball	60° C	1/2 X 6.02	4.86	666A	A	64,182
1/2	1625	2	460	1.4	1.8	B	7.5/370	Ball	60° C	1/2 X 6.44	5.36	FH1054	C	4,12,30,124
1/2	1625	2	460	1.6		B	7.5/370	Ball	60° C	1/2 X 6.06	5.24	783A	D	12,21,182
3/4	1075	1	208-230	3.5	4.2	B	15/370	Ball	60° C	1/2 X 6.44	5.36	F1076S	C	12,182
3/4	1075	1	208-230	5.3		B	12.5/370	Ball	60° C	1/2 X 4.00	5.99	F1076SV1	E	40,60,124
3/4	1075	2	208-230	3.5	4.2	B	15/370	Ball	60° C	1/2 X 6.02	4.86	F1076	F	12,182
3/4	1075	2	208-230	3.5	4.2	B	15/370	Ball	60° C	1/2 X 4.39	5.36	F1076A	G	12,105
3/4	1075	1	460	2.1		B	10/370	Ball	60° C	1/2 X 6.05	5.61	158A	A	64,124
3/4	1075	2	460	2.2		B	15/370	Ball	60° C	1/2 X 6.44	5.74	FH1076	C	12,30,36,182
1	1075	1	208-230	4.8	6	B	15/370	Ball	60° C	1/2 X 6.44	6.11	F1106	H	12,182
1	1075	1	230/460	4.7/2.4		B	15/370	Ball	60° C	1/2 X 6.05	5.74	159A	A	64,124,173

NOTES	DESCRIPTION
BOLD	Most popular stock item
4	60/50 HZ
12	Has hex mounting hub on both ends for cradle base mounting
21	Includes conduit box, mounting screws, gasket detached
30	Triple build wired for greater high voltage insulation
36	Rewire for second speed

NOTES	DESCRIPTION
40	No hubs on either end
60	Stronger 3/4 HP required for some applications
64	Resilient mounting rings included for refrigeration applications
105	5/8" Keyed shaft with flat
124	1/2" Dia. shaft - single flat
173	Horizontal mount only
182	1/2" Dia. shaft - double flat



FIG A



FIG B



FIG C



FIG D



FIG E



FIG F



FIG G



FIG H

CENTURY® 5-5/8" DIAMETER (TOTALLY ENCLOSED) OUTDOOR BALL BEARING MOTORS

CONDENSERS - HEAT PUMPS - REFRIGERATION

FEATURES:

- 48 Frame
- Permanent split capacitor
- Class B or F insulation
- 1/2" Diameter single and double flatted shaft
- 26" (minimum) to 48" leads
- 60 HZ
- All angle mount
- 60° or 70° C ambient (all 70° C are HeatMaster® Motors)
- Auto protector
- Reversible
- 4, 6 and 8 Pole
- Extended thru bolts

ONE AND TWO SPEED MOTORS (CAPACITOR NOT INCLUDED)

HP	RPM	SPD	VOLTS	AMPS		INSULATION CLASS	CAP MFD/VAC	BRG	AMB	SHAFT DIA & LENGTH	BODY LENGTH	STOCK NO	FIG	NOTES
				RATED	MAX									
1/10	1075	1	208-230	0.7		B	5/370	Ball	60° C	1/2 X 6.00	0.74	182A	A	116,121,124
1/8	825	1	208-230	1		F	5/370	Ball	70° C	1/2 X 6.50	4.24	FE1008SF	B	146,182
1/6	825	1	208-230	1.1		F	5/370	Ball	70° C	1/2 X 6.50	4.11	FE1018SF	B	146,182
1/6	1075	1	208-230	1.4		F	5/370	Ball	70° C	1/2 X 6.50	3.99	FE1016SF	B	146,182
1/6,1/10	1075	2	208-230	0.92		B	5/370	Ball	60° C	1/2 X 6.05	3.99	554A	A	11,182
1/4	825	1	208-230	1.5		F	5/370	Ball	70° C	1/2 X 6.50	4.61	FE1028SF	B	146,182
1/4	850	1	460	0.75		B	5/370	Ball	60° C	1/2 X 6.00	4.86	FEH1028S	C	51,111,182
1/4	1075	1	208-230	2		F	5/370	Ball	70° C	1/2 X 6.50	4.36	FE1026SF	B	146,182
1/4	1075	1	208-230	1.75		B	5/370	Ball	60° C	1/2 X 5.50	4.11	FE1026SC	D	23,51,182
1/4	1075	2	208-230	1.3	1.8	B	5/370	Ball	60° C	1/2 X 6.00	4.36	FE1026	E	40,116,182
1/4	1075	1	460	0.75		B	7.5/370	Ball	60° C	1/2 X 6.06	4.99	788A	F	13,21,40,116,182
1/4	1075	1	460	1.0		F	7.5/370	Ball	70° C	1/2 X 6.50	4.74	FEH1026SF	G	146,182
1/4	1625	2	208-230	1.7	2.5	B	5/370	Ball	60° C	1/2 X 6.00	4.61	FSE1024	E	40,116,182

NOTES	DESCRIPTION
BOLD	Most popular stock item
11	Mounting accessories package with motor
13	Extended thru bolts, shaft end only
21	Includes conduit box, mounting screws, gasket-detached
23	Four mounting holes in shell
40	No hubs on either end
51	1/2" Hub on shaft end and slinger

NOTES	DESCRIPTION
111	36" Leads
116	26" Leads (minimum)
121	1/2" Hub on shaft end frame with slinger, grommet on lead exits
124	1/2" Dia. shaft - single flat
146	48" Leads
182	1/2" Dia. shaft - double flat



FIG A



FIG B



FIG C



FIG D



FIG E



FIG F



FIG G

CENTURY® 5-5/8" DIAMETER (TOTALLY ENCLOSED) OUTDOOR BALL BEARING MOTORS

CONDENSERS - HEAT PUMPS - REFRIGERATION

FEATURES:

- 48 Frame
- Permanent split capacitor
- Class B or F insulation
- 1/2" Diameter single and double flatted shaft
- 26" (minimum) to 48" leads
- All angle mount
- 60° or 70° C ambient (all 70° C are HeatMaster® Motors)
- 60 HZ
- Auto protector
- Reversible
- 6 and 8 Pole
- Extended thru bolts

ONE AND TWO SPEED MOTORS (CAPACITOR NOT INCLUDED)

HP	RPM	SPD	VOLTS	AMPS		INSULATION CLASS	CAP MFD/VAC	BRG	AMB	SHAFT DIA & LENGTH	BODY LENGTH	STOCK NO	FIG	NOTES
				RATED	MAX									
1/3	825	1	208-230	2.1		F	7.5/370	Ball	70° C	1/2 X 6.50	5.11	FE1038SF	A	146,182
1/3	1075	1	208-230	2.8		F	7.5/370	Ball	70° C	1/2 X 6.50	4.86	FE1036SF	A	124, 146
1/3	1075	2	208-230	1.8	2.8	B	7.5/370	Ball	60° C	1/2 X 6.00	5.11	FE1036	B	40,116,182
1/3	1075	1	208-230	2.3		B	7.5/370	Ball	60° C	1/2 X 5.38	4.61	FE1036SC	C	23,51,124
1/3	1075	1	460	1.3		F	7.5/370	Ball	70° C	1/2 X 6.50	5.24	FEH1036SF	A	146,182
1/3	1075	1	460	1.00		B	7.5/370	Ball	60° C	1/2 X 6.06	5.24	789A	D	13,21,40,116,182
1/3	1100	1	575	0.75		B	7.5/440	Ball	60° C	1/2 X 6.50	4.75	5FE1036SV1	E	124, 175
1/2	825	1	208-230	2.5		F	10/370	Ball	70° C	1/2 X 6.50	5.61	FE1058SF	A	146,182
1/2	1075	1	208-230	4.0		F	10/370	Ball	70° C	1/2 X 6.50	5.36	FE1056SF	A	146,182
1/2	1075	2	208-230	2.8	3.5	B	10/370	Ball	60° C	1/2 X 6.00	5.36	FE1056	F	116,182
1/2	1075	1	208-230/460	2.4/1.2		B	10/370	Ball	60° C	1/2 X 6.00	5.61	FEH1056D	G	5,13,116,117,182
1/2	1075	1	460	1.5		B	10/370	Ball	60° C	1/2 X 6.06	5.61	790A	H	13,21,111,182
1/2	1075	1	460	1.5		F	10/370	Ball	70° C	1/2 X 6.50	5.61	FEH1056SF	I	146,182
1/2	1625	1	575	1	1.4	B	7.5/370	Ball	60° C	1/2 X 6.50	5.36	5FE1054S	J	51,107,124

NOTES	DESCRIPTION
BOLD	Most popular stock item
5	Resilient mounting rings included
13	Extended thru bolts, shaft end only
21	Includes conduit box, mounting screws, gasket-detached
23	Four mounting holes in shell
40	No hubs on either end
107	47" Leads

NOTES	DESCRIPTION
111	36" Leads
116	26" Leads (minimum)
117	9" Leads
124	1/2" Dia. shaft - single flat
146	48" Leads
175	3 Rear mounting holes
182	1/2" Dia. shaft - double flat



FIG A



FIG B



FIG C



FIG D



FIG E



FIG F



FIG G



FIG H



FIG I



FIG J

CENTURY® 5-5/8" DIAMETER (TOTALLY ENCLOSED) OUTDOOR BALL BEARING MOTORS

CONDENSER - HEAT PUMPS - REFRIGERATION

FEATURES:

- 48 Frame
- Permanent split capacitor
- Class B or F insulation
- 1/2" Diameter single and double flatted shaft
- 26" (minimum) to 48" leads
- 60 HZ
- All angle mount
- 60° or 70° C ambient (all 70° C are HeatMaster® Motors)
- Auto protector
- Reversible
- 4 and 6 Pole
- Extended thru bolts

ONE AND TWO SPEED MOTORS (CAPACITOR NOT INCLUDED)

HP	RPM	SPD	VOLTS	AMPS	INSULATION CLASS	CAP MFD/VAC	BRG	AMB	SHAFT DIA & LENGTH	BODY LENGTH	STOCK NO	FIG	NOTES
3/4	1075	1	208-230	4.1	B	15/370	Ball	60°	1/2 X 5.98	5.86	668A	A	34,51,116,182
3/4	1075	1	208-230	5.1	F	15/370	Ball	70°	1/2 X 6.50	5.61	FE1076SF	B	124,146,182
3/4	1075	1	208-230/460	3.4/1.7	B	10/370	Ball	60°	1/2 X 6.00	6.11	FEH1076D	C	5,13,117,147,182
3/4	1075	1	460	2.5	B	10/370	Ball	60°	1/2 X 6.06	6.11	791A	D	13,21,116,182
3/4	1075	1	460	2.2	F	10/370	Ball	70°	1/2 X 6.50	6.11	FEH1076SF	B	146,182
3/4	1075	2	460	1.7	B	10/370	Ball	60°	1/2 X 6.00	6.11	FEH1076	E	73,116,182
3/4	1075	1	575	1.9	B	15/370	Ball	60°	1/2 X 6.50	5.50	5FE1076SV1	F	124,179

NOTES	DESCRIPTION
BOLD	Most popular stock item
5	Resilient mounting rings included
13	Extended thru bolts, shaft end only
21	Includes conduit box, mounting screws, gasket-detached
34	Stock no.1218A adapter and rings included for base mounting
51	1/2" Hub on shaft end and slinger

NOTES	DESCRIPTION
73	Low speed 1/2 HP
116	26" Leads (minimum)
117	9" Leads
124	1/2" Dia. shaft - single flat
146	48" Leads
147	5" Leads
179	OEM mounting holes
182	1/2" Dia. shaft - double flat



FIG A



FIG B



FIG C



FIG D



FIG E



FIG F

CENTURY® 5-5/8" DIAMETER COMMERCIAL CONDENSER FAN MOTORS

FEATURES:

- 48 Frame
- Auto protector
- Class B or F insulation
- Heavy duty ball bearing
- Reversible
- "Patented" fan canopy
- Vertical shaft up only
- 60° and 70°C ambient (all 70° C are HeatMaster® Motors)
- 60 HZ only

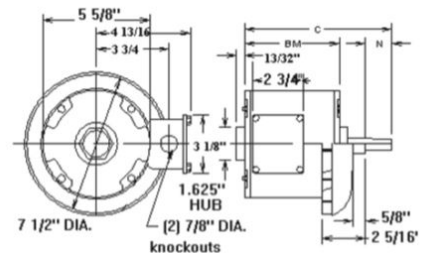
SINGLE PHASE MOTORS (EXCEPT 1-1/2 HP) (CAPACITOR NOT INCLUDED) SUITABLE FOR USE WITH SOME SOLID STATE SPEED CONTROL DEVICES

HP	RPM	VOLTS	FL AMPS			INSULATION CLASS	CAP MFD/VAC	AMB	SHAFT TYPE	SHAFT DIA & LENGTH	BODY LENGTH	STOCK NO	FIG	NOTES
			230V	460V	575V									
.4	1075	200-230/460	3.2	1.6		F	5/370	70°	1/2"Flat-A	1/2 X 3.57	5.36	FC1046F	A	
.6	1075	200-230/460	4	2		F	7.5/370	70°	1/2"Flat-A	1/2 X 3.85	6.99	FC1066F	B	
.6	1075	200-230/460	4	2		F	7.5/370	70°	5/8"Flat & Key-B	5/8 X 3.85	6.99	FC1066AF	B	
.8	1075	200-230/460	4.6	2.3		F	20/370	70°	1/2"Flat-A	1/2 X 3.57	8.86	FC1086F	C	79
.8	1075	200-230/460	4.6	2.3		F	20/370	70°	5/8"Flat & Key-B	5/8 X 3.57	8.60	FC1086AF	C	
1	1075	200-230/460	6.4	3.2		F	25/370	70°	5/8"Flat & Key-B	5/8 X 4.07	9.56	FC1106F	D	98
1-1/2	1075	200-230/460	7	3.5		F	25/370	70°	5/8"Flat & Key-B	5/8 X 4.07	10.11	FC1156F	D	98

THREE PHASE MOTORS

HP	RPM	VOLTS	FL AMPS			INSULATION CLASS	AMB	SHAFT TYPE	SHAFT DIA & LENGTH	BODY LENGTH	STOCK NO	FIG	NOTES
			230V	460V	575V								
1/2	1140	200-230/460	3	1.5		F	70°	1/2"Flat-A	1/2 X 3.85	6.99	FC3056F	B	
3/4	1140	200-230/460	4	2		F	70°	5/8"Flat & Key-B	5/8 X 4.07	9.11	FC3076F	E	
1	1120	200-230/460	5	2.5		B	60°	5/8"Flat & Key-B	5/8 X 4.07	8.81	FC3107	D	98
1	1140	200-230/460	5.6	2.8		F	70°	5/8"Flat & Key-B	5/8 X 4.07	9.56	FC3106F	D	98
1	1140	575			2.3	B	60°	5/8"Flat & Key-B	5/8 X 4.07	9.56	5FC3106	D	98
1-1/2	1120	200-230/460	5.8	2.9		F	70°	5/8"Flat & Key-B	5/8 X 4.07	9.56	FC3156F	D	98

NOTES	DESCRIPTION
BOLD	Most popular stock item
79	Includes 5/8" adapter and key
98	1/2 HP motor supplied with conversion kit allowing motor to be used in most 56 frame applications



1/2" DIA. SHAFT WITH .453" FLAT



FIG A

FIG B

FIG C

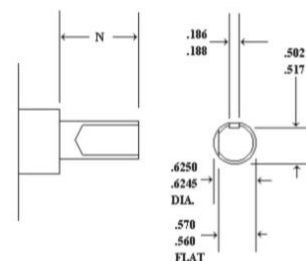


FIG D

FIG E

Type A

3/16 X 3/16 X
1-3/8 KEY



Type B

YOU ASKED FOR IT... AND WE LISTENED.

Introducing the Pro-E Series® line of permanent split capacitor (PSC) motors! Pro-E Series motors are replacement motors with combined features and ratings that help you do more with less. These 48-frame motors are designed for indoor blower and outdoor condenser fan 70°C high-temp motor applications.

FEATURES:

- 70°C ambient rating that can be used for both 60°C and 70°C applications
- All motors have rugged ball bearings for extended life
- Available in single and multi-horsepower ratings and dual rotation

BENEFITS:

- Reduce truck stock
- Eliminate temporary motor substitutions
- Reduce unnecessary trips to the distributor
- Get the job done the same day with the right part




New Colorful Carton and Label

Bright, colorful, easy to read carton and label make the motor easy to identify on the shelf. The motor's part number, horsepower, voltage, RPM and amp ratings are all visible at a glance.



Bearing System

All open blower motors and totally enclosed condenser fan motors have rugged ball bearings for extended life.



Reverse Plug

The electrical reversing terminals make changing rotation a snap.

CENTURY® PRO-E SERIES® MOTORS

48 FRAME FURNACE BLOWER MOTORS

40° C - THREE SPEED - BLOWER MOTORS

FEATURES:

- Reversible
- Single phase
- Ball bearing
- UL* Recognized Component
- Class B insulation
- Auto protector
- 26" Lead length
- Open air over

HP	RPM	VOLTS	AMPS	CAP MFD/VAC	SHAFT DIA & LENGTH	BODY LENGTH	STOCK NO	FIG
1/4	1075	115	4.2-2.4-2.0	5/370	1/2 X 4	3.99	EM3583	A
1/4	1075	208-230	1.9-1.1-0.9	5/370	1/2 X 4	3.99	EM3584	A
1/3	1075	115	5.5-3.0-2.0	7.5/370	1/2 X 4	4.49	EM3585	A
1/3	1075	208-230	2.5-1.6-1.2	5/370	1/2 X 4	4.49	EM3586	A
1/2	1075	115	7.5-4.5-3.0	10/370	1/2 X 4	4.99	EM3587	A
1/2	1075	208-230	3.4-2.3-1.6	10/370	1/2 X 4	4.99	EM3588	A
3/4	1075	115	10.2-6.0-4.5	15/370	1/2 X 4	5.48	EM3589	A
3/4	1075	208-230	5.1-4.2-3.1	10/370	1/2 X 4	5.48	EM3590	A

40° C - MASTERFIT™ - FOUR SPEED - MULTI-HORSEPOWER - BLOWER MOTORS

FEATURES:

- Reversible
- Single phase
- Class B insulation
- Ball bearing
- Open air over
- Auto protector
- 38" Lead length
- OEM mounting holes, screws included
- UL Recognized Component

HP	RPM	VOLTS	AMPS	CAP MFD/VAC	SHAFT DIA & LENGTH	BODY LENGTH	STOCK NO	FIG
1/2-1/6	1075	208-230	3.9	10, 7.5, 5/370	1/2 X 4.5	4.99	EM3464	B
3/4-1/5	1075	115	9.1	10, 7.5, 5/370	1/2 X 4.5	4.93	EM3466	B
3/4-1/5	1075	208-230	3.9	10, 7.5, 5/370	1/2 X 4.5	4.93	EM3467	B

NOTES	DESCRIPTION
BOLD	Most popular stock item



FIG A



FIG B

* UL is believed to be the trademark and/or trade name of UL LLC and is not owned or controlled by Regal Rexnord Corporation.

CENTURY® PRO-E SERIES® MOTORS

48 FRAME CONDENSER FAN MOTORS

60 / 70° C HEATMASTER® - SINGLE SPEED - CONDENSER FAN MOTORS

FEATURES:

- Class F insulation
- Reversible
- Single phase
- Auto protector
- Ball bearing
- UL* Recognized Component
- OEM mounting holes, screws included
- 36" Lead length
- Dual rated at 60° C or 70° C ambient
- Totally enclosed

HP	RPM	VOLTS	AMPS	CAP MFD/VAC	SHAFT DIA & LENGTH	BODY LENGTH	STOCK NO	FIG
1/6	825	208-230	1.0-1.1	5/370	1/2 X 6	4.19	EM3403F	A
1/4	825	208-230	1.3-1.4	5/370	1/2 X 6	4.69	EM3404F	A
1/3	825	208-230	1.6-1.8	7.5/370	1/2 X 6	5.19	EM3405F	A
1/2	825	208-230	2.2-2.5	10/370	1/2 X 6	5.61	EM3746F	A
1/6	1075	208-230	1.0-1.1	5/370	1/2 X 6	3.93	EM3727F	A
1/4	1075	208-230	1.8-2.0	5/370	1/2 X 6	4.19	EM3728F	A
1/3	1075	208-230	2.2-2.5	7.5/370	1/2 X 6	4.69	EM3729F	A
1/2	1075	208-230	3.0-3.5	10/370	1/2 X 6	5.19	EM3730F	A
3/4	1075	208-230	4.6-5.3	10/370	1/2 X 6	5.43	EM3731F	A
1/4	1075	460	1	7.5/370	1/2 X 6	4.69	EM3736F	A
1/3	1075	460	1.3	7.5/370	1/2 X 6	5.19	EM3737F	A
1/2	1075	460	1.5	10/370	1/2 X 6	5.69	EM3738F	A
3/4	1075	460	2.8	15/370	1/2 X 6	5.69	EM3739F	A

60 / 70° C - MASTERFIT™ - TWO SPEED - MULTI-HORSEPOWER - CONDENSER FAN MOTORS

FEATURES:

- Dual rated at 60° C or 70° C ambient
- Class F insulation
- 36" Lead length
- Ball bearing
- Totally enclosed

HP	RPM	VOLTS	AMPS	CAP MFD/VAC	SHAFT DIA & LENGTH	BODY LENGTH	STOCK NO	FIG
1/3-1/8	825	208-230	1.8-2.0	7.5/370	1/2 X 6.7	4.94	EM3459F	B
1/3-1/5	1075	208-230	2.6-1.4	7.5 or 5/370	1/2 X 6	4.86	EM3465F	B
1/3-1/6	1075	208-230	1.8-2.0	7.5/370	1/2 X 6.7	4.19	EM3458F	B

60 / 70° C - 4-IN-1® - MULTI-HORSEPOWER - SIMPLE, TWO WIRE CONNECTION - CONDENSER FAN MOTORS

FEATURES:

- Class F insulation
- 48" Lead length
- Ball bearing
- Dual rated at 60° C or 70° C ambient
- Totally enclosed

HP	RPM	VOLTS	AMPS	CAP MFD/VAC	SHAFT DIA & LENGTH	BODY LENGTH	STOCK NO	FIG
1/3-1/8	825	208-230	1.8-2.0	7.5/370	1/2 X 6.7	4.94	EM3459F	B
1/3-1/8	825	460	1	7.5/370	1/2 X 6.0	5.24	EM3209F	A
1/3-1/6	1075	208-230	1.8-2.0	7.537	1/2 X 6.7	4.19	EM3458F	B

NOTES	DESCRIPTION
BOLD	Most popular stock item



FIG A



FIG B

* UL is believed to be the trademark and/or trade name of UL LLC and is not owned or controlled by Regal Rexnord Corporation.

CENTURY® 48 AND 56 FRAME OUTDOOR BALL BEARING CONDENSER FAN MOTORS

FEATURES:

- Auto protector
- Base mounted
- Ball bearing
- Capacitor mounted
- 40°C or 60°C ambient
- Open lead end only
- Reversible
- 60 HZ
- 1.0 Service factor

SINGLE PHASE - PERMANENT SPLIT CAPACITOR MOTORS (CAPACITOR INCLUDED)

HP	RPM	VOLTS	MAX AMPS	FRAME	CAP MFD/VAC	ENCL	AMB	SHAFT TYPE	SHAFT DIA & LENGTH	BODY LENGTH	STOCK NO	FIG	NOTES
1/2	1075	208-230/460	2.4/1.2	48Y	7.5/440	TEAO	40°	1/2" Flat	1/2 X 5.50	8.24	FB1056TE	A	
1/2	1075	208-230/460	5.2/2.6	48Z	7.5/370	OAO	60°	1/2" Flat	1/2 X 5.50	8.24	FB1056	B	89
3/4	1075	208-230/460	6.0/3.0	56Y	17.5/370	OAO	60°	5/8" Key & Flat	5/8 X 4.95	7.36	FB1076	C	
3/4	1075	208-230/460	5.0/2.5	48Y	17.5/370	OAO	60°	5/8" Key & Flat	5/8 X 4.94	7.31	FR1076	D	87
3/4	1075	208-230/460	5.0/2.5	48Y	17.5/370	OAO	60°	1/2" Flat	1/2 X 5.50	8.24	FB1076V1	E	129
1	1075	208-230/460	7.6/3.8	56Y	17.5/440	OAO	60°	5/8" Key & Flat	5/8 X 4.50	8.33	FB1106	B	86

THREE PHASE MOTORS

HP	RPM	VOLTS	MAX AMPS	FRAME	ENCL	AMB	SHAFT TYPE	SHAFT DIA & LENGTH	BODY LENGTH	STOCK NO	FIG	NOTES
1/2	1140	208-230/460	2.5/1.25	56Y	OAO	60°	1/2" Flat	1/2 X 5.66	7.75	FB3056	F	

NOTES	DESCRIPTION
BOLD	Most popular stock item
86	FB1106 & FR1106 replaces Kramer Trenton®* units DD661 & DD791 (use FR1106 for vertical applications)
87	FR1076 replaces Kramer Trenton 045-004 and Universal™* HF3WOR8K & HF3W052N
89	FB1056 replaces Dunham-Bush* motor MRT-226
129	1-1/2" Extended thru bolts



FIG A



FIG B



FIG C



FIG D



FIG E



FIG F

*All the OEM trade names and trademarks listed on this page are not owned or controlled by Regal Rexnord Corporation. The rights associated with those trade names and trademarks remain the property of their respective owners or licensees.

CENTURY® 48 FRAME SPECIAL PURPOSE MOTORS OUTDOOR DUTY TRANSFORMER COOLING FAN MOTORS

APPLICATIONS:

Designed specifically to meet the requirements of outdoor power transformer cooling applications.

FEATURES:

- Auto protector
- Class B insulation
- Double sealed ball bearing
- Enclosed air over
- Extended thru bolts
- Keyed shaft
- Permanent split capacitor (Capacitor included)
- Reversible
- Rigid base
- Single phase
- Weatherproof construction
- 40° C ambient
- 60/50 HZ
- 1.0 Service factor

HP	RPM	VOLTS	FL AMPS	FRAME	SHAFT DIA & LENGTH	MOTOR LENGTH	STOCK NO	FIG	NOTES
1/6	1140	208-230	0.9/1.1	48Y	5/8 X 3	9.6	C720A	A	
1/4	1725	208-230	1.2/1.4	48Y	5/8 X 2-1/2	9.4	C721A	A	
1/4	1140	208-230	1.3-1.6	48Y	5/8 X 3	9	C722A	A	
1/3	1140	208-230	1.4/1.7	48Y	5/8 X 3	9.2	C723A	A	
1/2	1725	208-230	2.5/3.3	48Y	5/8 X 3	10.1	C724A	A	

AGRICULTURAL MOTORS

FARM BUILDING DIRECT DRIVE FAN MOTORS

APPLICATIONS:

Designed for farm air movement applications.

FEATURES:

- Auto protector
- Class B insulation
- Direct drive
- Complete with gaskets
- Resilient base
- Extended 10-32 thru bolts 3/4" past nut
- 1.0 Service factor
- Permanent split capacitor (Capacitor included)
- Single phase
- 60 HZ
- 40° C ambient
- Double sealed ball bearing

HP	RPM	SPD	VOLTS	FL AMPS	FRAME	ROT	ENCL	SHAFT DIA & LENGTH	MOTOR LENGTH	STOCK NO	FIG	NOTES
1/4	1700	1	115/230	3.4/1.7	48Z	REV	TEAO	1/2 X 3-1/8	10.1	C042A	B	171,172
1/4	1100	1	115/230	4.0/2.0	48Z	REV	TEAO	1/2 X 3-1/4	9.30	C045A	B	171,172
1/4	1100	2	115	3.41	48Z	REV	TEAO	1/2 X 3	10.1	C059A	B	
1/3	1725	1	115/230	3.6/1.8	48Z	REV	TEAO	1/2 X 3-1/8	10.1	C043A	B	171,172
1/3	1100	1	115/230	4.5/2.3	48Z	REV	TEAO	1/2 X 3-1/4	10	C046A	B	171,172
1/2	1700	1	115/230	5.5/2.8	48Z	REV	TEAO	1/2 X 3	11	C044A	B	171,172
1/2	1100	1	115/230	6.5/3.25	48Z	REV	TEAO	1/2 X 3-1/8	11.1	C047A	B	171,172
1/2	825	1	115/230	7.1/3.6	48Z	REV	TEAO	1/2 X 2-1/2	11	C039A	B	171,172

NOTES	DESCRIPTION
BOLD	Most popular stock item
171	Shaft sleeve and key supplied for 5/8" dia.
172	Shaft N-W = 2.50 with two flats .04 deep, 2.16 long, 90° apart



FIG A



FIG B

CENTURY® 48 FRAME SPECIAL PURPOSE MOTORS

PEDESTAL FAN MOTORS

FEATURES:

- Class B insulation
- Continuous duty
- 1.0 Service factor
- Thermally protected
- Yoke mount
- 40° C ambient
- 60 HZ
- Permanent split capacitor and split phase design (Capacitor included)

HP	RPM	SPD	VOLTS	FL AMPS	FRAME	ROT	BRG	ENCL	SHAFT DIA & LENGTH	MOTOR LENGTH	STOCK NO	FIG	NOTES
1/4	1100	2	115	3.2	48Y	REV	Ball	Enclosed	1/2 X 3	10.4	486A	A	15,47
1/4	1725	1	115/230	3.6/1.8	48Y	CCWLE	Ball	Enclosed	1/2 X 3-1/4	9.30	9451A	B	
1/3	1100	2	115	4.7	48Y	REV	Ball	Enclosed	1/2 X 3	9.90	647A	A	13,47
1/3	1725/1425	2	115/230	3.0/1.5	48Y	CCWLE	Ball	Enclosed	1/2 X 2-1/2	8.90	970A	B	■ 4
1/2	1100	1	115	6.1	48Y	REV	Ball	Enclosed	5/8 X 3	10.9	648A	A	47
1/2	1725	1	115/230	4.5/2.3	48Y	CCWLE	Ball	Enclosed	5/8 X 2-1/2	10.2	9452A	B	
1/2	840	1	115/230	6.1/3.1	48Y	CCWLE	Ball	Enclosed	5/8 X 2-5/8	11	969A	C	■

NOTES	DESCRIPTION
■	OEM Replacement
4	60/50 HZ
13	Extended thru bolts, shaft end only
15	60° C ambient
47	Cord and plug with pull chain



FIG A



FIG B



FIG C

CENTURY® OEM DIRECT REPLACEMENT MOTORS

AAON®*

STOCK NO	HP	RPM	SPD	VOLTS	AMPS	ROT	CAP MFD/VAC	SHAFT DIA & LENGTH	MOTOR DIA	BODY LENGTH	CROSS REF	FIG	NOTES
OAN470	1/4	3200	1	460/380-415	0.9	CCWLE	5/370	3-1/4 X 1/2	5-5/8	5-3/5	F48S08A27	A	1
OAN010	1/3	1100	1	460	1	CCWLE	75/370	3-1/4 X 1/2	5-5/8	4-3/4	F48A11A27C	A	1
OAN460	3/4	1075	1	208-230	5.4	CCWLE	15/370	3 X 1/2	5-5/8	7-1/3	F48K44A27C	B	1
OAN747	3/4	1075	1	460	2	CCWLE	15/370	3-1/4 X 1/2	5-5/8	7-1/9	F48U09A27	C	1
OAN140	3/4	1075	1	460	2.75	CCWLE	12.5/370	4 X 1/2	5-5/8	6-1/3	F48R38A27C	C	1
OAN1075	3/4	1075	1	460	2.6	CCWLE	12.5/370	4 X 1/2	5-5/8	6	F48F37A27, F48SP6V9, 1464	D	1
OAN1076V1	3/4	1075-920	1	460/380-415	2.8/1.8	CCWLE	12.5/370	2-7/8 X 1/2	5-5/8	7-3/8	F48K04A27	D	1,4

ADDISON®*

STOCK NO	HP	RPM	SPD	VOLTS	AMPS	ROT	CAP MFD/VAC	SHAFT DIA & LENGTH	MOTOR DIA	BODY LENGTH	CROSS REF	FIG	NOTES
OAD1106	1	1075	1	208-230/460	6.2/3.1	CCWLE	15/370	5/8 X 3-1/2	5-5/8	6-1/8	911N-0064A, F48F07B65	B	1

ARKIA®*

STOCK NO	HP	RPM	SPD	VOLTS	AMPS	ROT	CAP MFD/VAC	SHAFT DIA & LENGTH	MOTOR DIA	BODY LENGTH	CROSS REF	FIG	NOTES
OKB1038	1/3	825	1	115	4.8	CCWLE	5/370	1/2 X 2-9/16	5-5/8	5-7/16	B14506-393, B14506-363, F48SR8V1, F48SP8V3, K8042, 2342, C729, 3M824, D795	H	1

AMERICAN AIR FILTER®*

STOCK NO	HP	RPM	SPD	VOLTS	AMPS	ROT	CAP MFD/VAC	SHAFT DIA & LENGTH	MOTOR DIA	BODY LENGTH	CROSS REF	FIG	NOTES
0547A	1/8	700	1	115	2.1	CWLE	Included	1/2 X 2-1/8	5-5/8	6	GE®* 3134, 150444	E	1,3
9618A	1/4	1075	1	115	3	CWLE	Included	1/2 X 2-1/8	5-5/8	5	UE HE3L125, CE 168354, B880	E	1,3

BAKER®* / HILL PHOENIX®*

STOCK NO	WATTS	RPM	SPD	VOLTS	AMPS	ROT	CAP	SHAFT DIA & LENGTH	FRAME	BODY LENGTH	CROSS REF	FIG	NOTES
9207F2	6,9,12	1550	1	115	.2-.3	CW	SP	1/4 X 3/8	Unit bearing	3	305606	F	176

BALLY®*

STOCK NO	WATTS	RPM	SPD	VOLTS	AMPS	ROT	CAP	SHAFT DIA & LENGTH	FRAME	BODY LENGTH	CROSS REF	FIG	NOTES
285	50	1500	1	230	0.85	CWLE	SP	5/16 X 1-1/2	Unit bearing	3-7/9	ESPOL50EM2B	G	

BORGEN™*

STOCK NO	WATTS	RPM	SPD	VOLTS	AMPS	ROT	CAP	SHAFT DIA & LENGTH	FRAME	BODY LENGTH	CROSS REF	FIG	NOTES
9207F2	6,9,12	1550	1	115	.2-.3	CW	SP	1/4 X 3/8	Unit bearing	3	305606	F	176

NOTES	DESCRIPTION
BOLD	Most popular stock item
1	Ball bearing
3	Includes lead and plug assembly

NOTES	DESCRIPTION
4	60/50 HZ
176	5 Rear mounting holes



FIG A



FIG B



FIG C



FIG D



FIG E



FIG F



FIG G

* All the OEM trade names and trademarks listed on this page are not owned or controlled by Regal Rexnord Corporation. The rights associated with those trade names and trademarks remain the property of their respective owners or licensees.

CENTURY® OEM DIRECT REPLACEMENT MOTORS

BRAND C / BDP®*

STOCK NO	HP	RPM	SPD	VOLTS	AMPS	ROT	CAP MFD/VAC	SHAFT DIA & LENGTH	MOTOR DIA	BODY LENGTH	CROSS REF	FIG	NOTES
OCA10106	1/10	1100	1	208-230	.70	CWLE	5/370	1/2 X 2-1/8	5-5/8	3-1/2	HC39GE233	A	
170B	1/6-1/10-1/15	1625	3	208-230	1.1	CCWLE	5/370	8-1/2 X 1/2 X 8-1/2	5-5/8	3-3/4	5KPC39CGA401T	B	
OCA1014	1/6	1500	1	208-230	.90	CWLE	5/370	1/2 X 2-1/8	5-5/8	3-5/8		C	
OCA10206A	1/5	1050	2	208-230	1.3	REV	5/370	1/2 X 4-5/16	5-5/8	3-3/8	F48SD6MA22, F48SD6MA4, F48SD6MA11, F48SD6MA6, F48SD6MA16	D	19
OCC1026A	1/4	1075	1	230	2.1	CCWLE	5/370	1/2 X 3-1/4	5-5/8	3-3/4	F48SF6MA5, F48SJ6M5, 3158, F48SG6MA10	E	85
OCB1026A	1/4	1075	2	208-230	2.2	REV	5/370	1/2 X 4-5/16	5-5/8	3-3/4	F48SJ6MA6, D843, 3303, F48SG6MA16	D	19
OCA1026	1/4	1100	1	208-230	1.3-1.5	CWLE	5/370	1/2 X 2-1/8	5-5/8	4-1/8	3404	C	
OCB1036A	1/3	1075	2	208-230	2.5	REV	5/370	1/2 X 4-3/8	5-5/8	4	F48SJ6MA8	F	19
OCA1036	1/3	1075	2	208-230	2.5	REV	5/370	1/2 X 4-1/4	5-5/8	4-5/8		F	1,19
OCD1056	1/2	1075	1	208-230	4	CWSE	7.5/370	1/2 X 4-3/8	5-5/8	7-3/8	F48J6A1, F48J6A2, 91707 F48J6A5, 3132 5KCP37PG361S	G	1
FEH1056S	1/2	1075	1	460	.90	REV	10/370	1/2 X 3-5/16	5-5/8	5-5/8	D802, 3320	H	1,57
OCA1056	1/2	1075	1	200-230/460	4.6/2.3	REV	7.5/370	1/2 X 1-9/16	5-5/8	6-3/8		I	1,19
OCA3074	3/4	1725	1	208-230/460	2.5-1.25	REV	Three phase	5/8 X 1-15/16	5-5/8	10	HD54KF652, HD46GA800	J	1,18
OCA3076	3/4	1140	1	208-230	3.8	REV	Three phase	1/2 X 3	5-5/8	8-3/4	HD46GL230	K	1,57
OCA3076H	3/4	1140	1	460	1.9	REV	Three phase	1/2 X 3	5-5/8	8-3/4	HD46GK460	K	1,57

NOTES	DESCRIPTION
BOLD	Most popular stock item
1	Ball bearing
18	Rigid base

NOTES	DESCRIPTION
19	Lug mount
57	Totally enclosed
85	Fits most 38GS series



FIG A



FIG B



FIG C



FIG D



FIG E



FIG F



FIG G



FIG H



FIG I



FIG J



FIG K

*The OEM trade name and trademark listed on this page is not owned or controlled by Regal Rexnord Corporation. The rights associated with this trade name and trademark remain the property of their respective owners or licensees.

CENTURY® OEM DIRECT REPLACEMENT MOTORS

COLEMAN®*

STOCK NO	HP	RPM	SPD	VOLTS	AMPS	ROT	CAP	SHAFT DIA & LENGTH	MOTOR DIA	BODY LENGTH	CROSS REF	FIG	NOTES
BL6409	1/12	1050	1	115	3.1	CCWLE	SP	1/2 X 3	5	3-7/8		A	
BL6407	1/6	1000	1	115	7.8	CCWLE	SP	1/2 X 3	5	3-7/8		A	

COPELAND™*

STOCK NO	HP/WATTS	RPM	SPD	VOLTS	AMPS	ROT	CAP MFD/VAC	SHAFT DIA & LENGTH	FRAME	BODY LENGTH	CROSS REF	FIG	NOTES
254	35 Watts	1500	1	115	1.4	CWLE	SP	1/4 X 20 THD	Unit bearing	3-2/5	050-02670	B	
258	50 Watts	1500	1	115	1.7	CWLE	SP	3/8 X 1-1/2	Unit bearing	3-7/9	050-0244-01	C	
260	50 Watts	1500	1	230	.85	CWLE	SP	3/8 X 1-1/2	Unit bearing	3-7/9	050-0244-00	C	
289	50 Watts	1500	1	115	1.7	CWLE	SP	3/8 X 1-1/2	Unit bearing	3-7/9	998-1008-00	D	
288	50 Watts	1500	1	230	.85	CWLE	SP	3/8 X 1-1/2	Unit bearing	3-7/9	050-0244-00	D	
276	50 Watts	1500	1	230	.85	CWLE	SP	5/16 X 2-1/2	Unit bearing	3-3/4	050-2640-0	E	
290	50 Watts	1500	1	460	.44	CWLE	SP	3/8 X 1-1/2	Unit bearing	3-5/8	050-0244-02	F	
9221	50 Watts	1500	1	208-230	0.85	CW	SP	1/4 X 3/8	Unit bearing	4-1/6	050-0344-00, 050-0344-10	G	175
9222	50 Watts	1500	1	460	0.44	CW	SP	1/4 X 3/8	Unit bearing	4-1/6	050-0344-03	G	175
174A	1/6	1625	1	208-230	1	REV	5/370	1/2 X 2-1/2	5-5/8	4	S3051	H	
OCP0251	1/6	1400/1625	1	230	1.5	CWLE	Included	1/2 X 2-1/2	5	3-7/8	322P913, 050-0251-00, 6128	I	4
OCP0108	1/3	1625	1	208-230	2.6	CWLE	Included	1/2 X 2-1/4	5-5/8	5-3/4	5KCP39KGB906AT, 5KCP39KGB906AS, 5KCP32KG259S, 050-0108-00, 050-0018-00, K55ECE2645, K55HXJNJ-2976, K55HXSZJ-8106, 3124, 6127, 5KCP32KG175S	J	1
3124	1/3	1625	1	230	3.2	CW	Included	1/2 X 1-1/2	3.3	5-5/6	OCP0108	K	

NOTES	DESCRIPTION
BOLD	Most popular stock item
1	Ball bearing
4	60/50 HZ
175	3 Rear mounting holes



FIG A



FIG B



FIG C



FIG D



FIG E



FIG F



FIG G



FIG H



FIG I



FIG J



FIG K

*All the OEM trade names and trademarks listed on this page are not owned or controlled by Regal Rexnord Corporation. The rights associated with those trade names and trademarks remain the property of their respective owners or licensees.

CENTURY® OEM DIRECT REPLACEMENT MOTORS

CRYSTAL TIPS®*

STOCK NO	WATTS	RPM	SPD	VOLTS	AMPS	ROT	CAP	SHAFT DIA & LENGTH	FRAME	BODY LENGTH	CROSS REF	FIG	NOTES
246	16 Watts	1550	1	115	0.8	CWLE	SP	1/4 X 20THD	Unit bearing	3-2/5	879-386857	A	175

EMERSON® (CHROMALOX®)

STOCK NO	HP	RPM	SPD	VOLTS	AMPS	ROT	CAP	SHAFT DIA & LENGTH	MOTOR DIA	BODY LENGTH	CROSS REF	FIG	NOTES
657	1/20	1550	1	208-240/480	.75/.34	CWLE	SP	5/16 X 3-5/8	4-5/16	3-3/4	CA2H013, 015	B	

EVCON™**

STOCK NO	HP	RPM	SPD	VOLTS	AMPS	ROT	CAP MFD/VAC	SHAFT DIA & LENGTH	MOTOR DIA	BODY LENGTH	CROSS REF	FIG	NOTES
OEV1006	1/12	1050	1	208-230	0.5	CWLE	5/370	1/2 X 2-3/4	5	3-3/8	F42B53A48, 1468-41L	C	
OEV6016	1/6	1000	1	115	7.8	CCWLE	SP	1/2 X 2-1/4	5	3-7/8	322P289, 7966-311	D	

FEDERAL INDUSTRIES®**

STOCK NO	WATTS	RPM	SPD	VOLTS	AMPS	ROT	CAP	SHAFT DIA & LENGTH	FRAME	BODY LENGTH	CROSS REF	FIG	NOTES
9207F2	6,9,12	1550	1	115	.2-.3	CW	SP	1/4 X 3/8	Unit bearing	3	305606	E	176

FIRST CO / SUMMIT®**

STOCK NO	HP	RPM	SPD	VOLTS	AMPS	ROT	CAP	SHAFT DIA & LENGTH	MOTOR DIA	BODY LENGTH	CROSS REF	FIG	NOTES
OFC1004	1/8	1500	2	208-230	1.3	CCWLE	Included	6-3/4 X 1/2 X 6-3/4	5	3-5/8	326P400, M8, 746	F	5
748	1/6-1/8-1/10-1/12	1550	4	120	3.7-1.9-1.7-1.4	CCWLE	Included	8-1/2 X 1/2 X 8-1/8	5	3-1/2	M25	G	5
DCA4522	1/5	1550	3	208-230	1.9	CCWLE	Included	6-5/8 X 1/2 X 6-5/8	5	3-7/8	2984, 5KCP29FK6552S, 5KCP29FK630S, 5KCP29HK1672S	H	5
OFC1024	1/4	1625	2	208-230	1.8	CCWLE	Included	7-5/8 X 1/2 X 7-3/4	5	3-9/16	326P451, M10, 747, D258	F	5
747	1/4-1/8	1625	2	208-230	2.0-.80	CCWLE	Included	7-3/4 X 1/2 X 7-3/4	5	3-3/4	M10	I	5

NOTES	DESCRIPTION
BOLD	Most popular stock item
5	Resilient mounting rings included

NOTES	DESCRIPTION
175	3 Rear mounting holes
176	5 Rear mounting holes



FIG A



FIG B



FIG C



FIG D



FIG E



FIG F



FIG G



FIG H



FIG I

* All the OEM trade names and trademarks listed on this page are not owned or controlled by Regal Rexnord Corporation. The rights associated with those trade names and trademarks remain the property of their respective owners or licensees.

CENTURY® OEM DIRECT REPLACEMENT MOTORS

GE** 44 FRAME

STOCK NO	WATTS	RPM	SPD	VOLTS	AMPS	ROT	CAP	SHAFT DIA & LENGTH	FRAME	BODY LENGTH	CROSS REF	FIG	NOTES
9218	9	1650	1	115	0.32	CWLE	SP	1/4 X 3/8	3-1/2	Unit bearing	5443, 5SME44GG5014	A	175
9219	6	1650	1	115	0.4	CWLE	SP	1/4 X 3/8	3-1/2	Unit bearing	5444, 5SME44GG5015	B	175

BRAND G / JANITROL**


STOCK NO	HP	RPM	SPD	VOLTS	AMPS	ROT	CAP MFD/VAC	SHAFT DIA & LENGTH	MOTOR DIA	BODY LENGTH	CROSS REF	FIG	NOTES
OGD1016	1/6	1075	1	208-230	1	CCWLE	5/370	1/2 X 3-3/4	5-5/8	3-7/8	B13400-251, 4M287, F48F96A76, F48A90A76, 3216	C	1,82,108
OGD1026	1/4	1075	1	208-230	1.5	CCWLE	5/370	1/2 X 3-1/4	5-5/8	4-1/4	B13400-247, F48A91A76, 3218, F48F97A76	C	1,82,107

HEATCRAFT™*

STOCK NO	HP	RPM	SPD	VOLTS	AMPS	ROT	CAP MFD/VAC	SHAFT DIA & LENGTH	FRAME / MOTOR DIA	BODY LENGTH	CROSS REF	FIG	NOTES
9721	1/12	1550	1	115/208-230	1.1/0.5	REV	Included	5/16 X 3-1/4	3-3/8	3-5/8	9656, 9664, D1125, PD1125, PD1127, 7190-2969, 190-0442, 7190-2084, 7071061, 25309101	D	1,4,6,151
992A	1/2	1075	1	208-230	4.2	REV	7.5/370	1/2 X 2-3/4	5-5/8	6-3/4	5KCP39PGH728T, JOHNSTONE** S88-667, SCS05001H-CPM1220-3, D863	E	1
9209L	1/15-1/20-1/25	1550	3	115	1.25	CCW	SP	1/4 X 20 THREAD	Unit bearing	3-1/5	22617801, 22618001, 25307801, 25308001	F	178
9209H	1/15-1/20-1/25	1550	3	230	0.77	CCW	SP	1/4 X 20 THREAD	Unit bearing	3-1/5	22617701, 22617901, 25307701, 25307901	G	178
9210H	1/15-1/20-1/25	1550	3	230	0.77	CW	SP	1/4 X 20 THREAD	Unit bearing	3-1/5	2531195	F	178

NOTES	DESCRIPTION
BOLD	Most popular stock item
1	Ball bearing
4	60/50 HZ
6	Reversing plug
82	Four studs on a 5.15" dia. bolt circle

NOTES	DESCRIPTION
107	47" Lead
108	40" Lead
151	Energy efficient
175	3 Rear mounting holes
178	Rear mounting holes - 4 studs SE



* All the OEM trade names and trademarks listed on this page are not owned or controlled by Regal Rexnord Corporation. The rights associated with those trade names and trademarks remain the property of their respective owners or licensees.

CENTURY® OEM DIRECT REPLACEMENT MOTORS

HEIL-QUAKER I.C.P.®*

STOCK NO	HP	RPM	SPD	VOLTS	AMPS	ROT	CAP MFD/VAC	SHAFT DIA & LENGTH	MOTOR DIA	BODY LENGTH	CROSS REF	FIG	NOTES
690	1/6	1110	1	208-230	1.03	REV	5/370	1/2 X 1-3/4	5	4-1/4	HQ1052662UN, DE3G125, DE3G825, DE3G104N, HQ108613, HQ1068865	A	3,6

HERMAN NELSON*

STOCK NO	HP	RPM	SPD	VOLTS	AMPS	ROT	CAP	SHAFT DIA & LENGTH	MOTOR DIA	BODY LENGTH	CROSS REF	FIG	NOTES
0547A	1/8	700	1	115	2.1	CWLE	Included	1/2 X 2-1/8	5-5/8	6	7-150444-02, D827	B	1,3

HILL REFRIGERATION*

STOCK NO	HP	RPM	SPD	VOLTS	AMPS	ROT	CAP MFD/VAC	SHAFT DIA & LENGTH	MOTOR DIA	BODY LENGTH	CROSS REF	FIG	NOTES
160A	1/3	1625	1	208-230	3	REV	Included	1/2 X 4	5-5/8	4-5/8	3001, K7232, 82001, 3M612, M-2-008, F112, D-801, 5KCP39KG1369BS, K55HCN4370	C	
OHR1106	1	1075	1	208-230	7.1/6.4	REV	15/370	1/2 X 3-3/4	5-5/8	5-1/2	5KCP3PP19162G, 3067, 5KCP39PGC910S, 5KCP39PGC030S	D	1,6,96

HUSSMANN**

STOCK NO	HP/WATTS	RPM	SPD	VOLTS	AMPS	ROT	CAP MFD/VAC	SHAFT DIA & LENGTH	FRAME / MOTOR DIA	BODY LENGTH	CROSS REF	FIG	NOTES
174A	1/6	1625	1	208-230	1	REV	5/370	1/2 X 2-1/2	5-5/8	4	S3057	E	
OHS10206	1/5	1075	1	208-230	1.3	CWLE	Included	1/2 X 3	5-5/8	4-1/8	1648, K55CLN1782, K55HXKWA8573, 3008, 3012, 5KCP39GG5606S, 5KCP39GG765S, 5KCP-39GGC052T, 5KCP-39GN765, 5KCP39G-GA967T, P011-96203	F	1
OHS9983	1/2	1725	1	208-230	2.7	CWLE	Included	1/2 X 3-1/2	5-5/8	5-1/8	0644, 644, K644, K055SME164467, K55HXCTP9963, D890, K55XSME1644, 259983	G	1,4
9208F2	14,15,16 Watts	1550	1	115	.47-.58	CW	SP	1/4-3/8	Unit bearing	3	4410544, 4410547	H	176
9211	13 Watts	1725	1	115	.47	CW	SP	1/4-3/8	Unit bearing	3	441044, 4410547	I	176

NOTES	DESCRIPTION
BOLD	Most popular stock item
1	Ball bearing
3	Includes lead and plug assembly
4	60/50 HZ

NOTES	DESCRIPTION
6	Reversing plug
96	BX connector
176	5 Rear mounting holes



FIG A



FIG B



FIG C



FIG D



FIG E



FIG F



FIG G



FIG H



FIG I

* All the OEM trade names and trademarks listed on this page are not owned or controlled by Regal Rexnord Corporation. The rights associated with those trade names and trademarks remain the property of their respective owners or licensees.

CENTURY® OEM DIRECT REPLACEMENT MOTORS

ICE CAP*

STOCK NO	HP	RPM	SPD	VOLTS	AMPS	ROT	CAP MFD/VAC	SHAFT DIA & LENGTH	MOTOR DIA	BODY LENGTH	CROSS REF	FIG	NOTES
638	1/10-1/20-1/35	1695	3	115	.87	CWLE	4/370	6-1/2 X 3/8 X 6-1/2	5	3-3/4	ELB1271, DE2E132, 188, DBL4500	A	
950	1/10-1/20-1/35	1500	3	208-230	.70	CWLE	4/370	6-1/2 X 3/8 X 6-1/2	5	3-3/4	ELB1272, 5KCP29BK4169S	A	

ICE-O-MATIC**

STOCK NO	WATTS	RPM	SPD	VOLTS	AMPS	ROT	CAP	SHAFT DIA & LENGTH	FRAME	BODY LENGTH	CROSS REF	FIG	NOTES
246	16	1500	1	115	.80	CWLE	SP	1/4 X 20 THREAD	Unit bearing	3-2/5	9161045-04	B	
254A	35	1500	1	115	1.4	CWLE	SP	1/4 X 20 THREAD	Unit bearing	3-2/5	9161078-01	B	
256	35	1500	1	230	.70	CWLE	SP	1/4 X 20 THREAD	Unit bearing	3-2/5	9161078-03, 309316-000	B	
260	50	1500	1	230	.85	CWLE	SP	3/8 X 1-1/2	Unit bearing	3-7/9	319357-000	C	

IMI CORNELIUS**

STOCK NO	WATTS	RPM	SPD	VOLTS	AMPS	ROT	CAP	SHAFT DIA & LENGTH	FRAME	BODY LENGTH	CROSS REF	FIG	NOTES
297	25	1500	1	115	1.1	CCWLE	SP	5/16 X 7	Unit bearing	3-1/6	31-0154	D	177
256	35	1500	1	230	.70	CWLE	SP	1/4 X 20 THREAD	Unit bearing	3-2/5	30-9316	E	
291	50	1500	1	115	1.7	CWLE	SP	5/16 X 3	Unit bearing	3-4/5	13435-0000	F	
260	50	1500	1	230	.85	CWLE	SP	3/8 X 1-1/2	Unit bearing	3-7/9	319352-000	C	

J & D*

STOCK NO	HP	RPM	SPD	VOLTS	AMPS	ROT	CAP	SHAFT DIA & LENGTH	MOTOR DIA	BODY LENGTH	CROSS REF	FIG	NOTES
969A	1/2	840	1	115/230	6.1/3.1	CCWLE	Included	5/8 X 2-5/8	5-5/8	8-1/4	HF4U006, D998	G	58

NOTES	DESCRIPTION
58	TEAO
177	Pin hole in shaft



FIG A



FIG B



FIG C



FIG D



FIG E



FIG F



FIG G

*All the OEM trade names and trademarks listed on this page are not owned or controlled by Regal Rexnord Corporation. The rights associated with those trade names and trademarks remain the property of their respective owners or licensees.

CENTURY® OEM DIRECT REPLACEMENT MOTORS

KELVINATOR®*

STOCK NO	WATTS	RPM	SPD	VOLTS	AMPS	ROT	CAP	SHAFT DIA & LENGTH	FRAME	BODY LENGTH	CROSS REF	FIG	NOTES
277	15	1500	1	115	.60	CCWLE	SP	5/16 X 7	Unit bearing	3-1/2	5.024-0366	A	177

KRAMER TRENTON*

STOCK NO	HP	RPM	SPD	VOLTS	AMPS	ROT	CAP	SHAFT DIA & LENGTH	MOTOR DIA	BODY LENGTH	CROSS REF	FIG	NOTES
OKT1026	1/4	1075	1	115/208-230	3.0/1.5	CCWLE	Included	1/2 X 2-1/2	5-5/8	4-7/8	3128, 5KCP35KG144S, 5KCP35KG554S, 5KCP39KGC100T	B	1,4
OKT3041	1/2	1075	1	208-230	4.3	CCWOSE	Included	1/2 X 3-1/2	5-5/8	7-1/4	03041, 5KCP37PN244S, 5KCP37PG244S, 5KCP39PGC054T	C	1,74,82

KYSOR WARREN™*

STOCK NO	WATTS	RPM	SPD	VOLTS	AMPS	ROT	CAP	SHAFT DIA & LENGTH	FRAME	BODY LENGTH	CROSS REF	FIG	NOTES
9207F2	6,9,12	1550		115	.2-3	CW	SP	1/4 X 3/8	Unit bearing	3	09A10107	D	176

LARKIN COIL™*

STOCK NO	WATTS	RPM	SPD	VOLTS	AMPS	ROT	CAP	SHAFT DIA & LENGTH	FRAME	BODY LENGTH	CROSS REF	FIG	NOTES
277	15	1500	1	115	.60	CCWLE	SP	5/16 X 7	Unit bearing	3-1/2	24-0366	A	177

NOTES	DESCRIPTION
BOLD	Most popular stock item
1	Ball bearing
4	60/50 HZ
74	Lead exit is on shaft end

NOTES	DESCRIPTION
82	Four studs on a 5.15" dia. bolt circle
176	5 Rear mounting holes
177	Pin holes in shaft



FIG A



FIG B



FIG C



FIG D

*All the OEM trade names and trademarks listed on this page are not owned or controlled by Regal Rexnord Corporation. The rights associated with those trade names and trademarks remain the property of their respective owners or licensees.

CENTURY® OEM DIRECT REPLACEMENT MOTORS

LENNOX**

STOCK NO	HP	RPM	SPD	VOLTS	AMPS	ROT	CAP MFD/ VAC	SHAFT DIA & LENGTH	MOTOR DIA	BODY LENGTH	CROSS REF	FIG	NOTES
OLE1038V1	1/3	825	1	230	2.1	CCWLE	4/370	1/2 X 3-1/2	5-5/8	5-3/4	5KCP39NGC119S, 5KCP39NGL5715, 3501, 3591	A	1
OLE1036A	1/3	1075	4	115	6.0	CCWLE	5/370	1/2 X 5-1/8	5-5/8	4-1/8	P-8-7505, P-89450, 41A4201, 3082, F48SJ6MA21, F48SL6M7, 5KCP39HG9174AS, 321P267, K55HXENB-2994	B	
9405A	3/4, 1/2, 1/3, 1/4, 1/5	1075	5	115	9.7, 7.7, 6.4, 4.7, 3.5	CCWLE	40/370	1/2 X 3-1/8	5-5/8	5-38	28F0101, EM K55HXMNZ7057, KCP39PGD852AS	C	1
9406A	3/4, 1/2, 1/3	1075	2	208-230	6.6, 3.7, 2.5	CCWLE	10/370	6-1/2 X 5/8 X 5-1/4	5-3/4	6-1/4	31C8201, EM K55HXRYT-818	D	1
OLE1106	1	1075	1	230	5.0	CCWLE	20/370	5/8 X 4	5-5/8	5-7/8	88C7401	E	1
OLE1106H	1	1075	1	460	2.9	CCWLE	15/370	5/8 X 4	5-5/8	6-1/2	88C7301	E	1

MAGIC CHEF**

STOCK NO	HP	RPM	SPD	VOLTS	AMPS	ROT	CAP MFD/ VAC	SHAFT DIA & LENGTH	MOTOR DIA	BODY LENGTH	CROSS REF	FIG	NOTES
OMC6517	1/5	1075	1	208-230	1.5	CWLE	5/370	1/2 X 3-3/8	5	4-1/8	F42B59A01, 35035B001	F	

MANITOWOC**

STOCK NO	WATTS	RPM	SPD	VOLTS	AMPS	ROT	CAP	SHAFT DIA & LENGTH	FRAME	BODY LENGTH	CROSS REF	FIG	NOTES
250	25	1500	1	115	1.1	CWLE	SP	1/4 X 20 THREAD	Unit bearing	3-2/5	2412283	G	177
254A	35	1500	1	115	1.4	CWLE	SP	1/4 X 20 THREAD	Unit bearing	3-2/5	002401591, 002412373	G	
260	50	1500	1	230	.85	CWLE	SP	3/8 X 1-1/2	Unit bearing	3-7/9	2412353	H	

MASTER BILT**

STOCK NO	WATTS	RPM	SPD	VOLTS	AMPS	ROT	CAP	SHAFT DIA & LENGTH	FRAME	BODY LENGTH	CROSS REF	FIG	NOTES
9208F2	14, 15, 16	1550	1	115	.47-.58	CW	SP	1/4 X 3/8	Unit bearing	3	13-13271	I	176

NOTES	DESCRIPTION
BOLD	Most popular stock item
1	Ball bearing

NOTES	DESCRIPTION
176	5 Rear mounting holes
177	Pin hole in shaft



FIG A



FIG B



FIG C



FIG D



FIG E



FIG F



FIG G



FIG H



FIG I

*All the OEM trade names and trademarks listed on this page are not owned or controlled by Regal Rexnord Corporation. The rights associated with those trade names and trademarks remain the property of their respective owners or licensees.

CENTURY® OEM DIRECT REPLACEMENT MOTORS

MILLER / LSI*

STOCK NO	HP	RPM	SPD	VOLTS	AMPS	ROT	CAP	SHAFT DIA & LENGTH	MOTOR DIA	BODY LENGTH	CROSS REF	FIG	NOTES
OML6418	1/7	1050	1	115	4.7	CCWLE	SP	1/2 X 3-1/2	5	3-3/8	326, D156, 3M601, DA3F053, DA3F623	A	3
OML6433	1/5	1050	1	115	4	CCWLE	SP	1/2 X 5-7/8	5	3-7/8		B	99
OML6435	1/5	1050	1	115	6.6	CCWLE	SP	1/2 X 3-5/8	5	3-7/8		C	120

NORDYNE**

STOCK NO	HP	RPM	SPD	VOLTS	AMPS	ROT	CAP MFD/VAC	SHAFT DIA & LENGTH	MOTOR DIA	BODY LENGTH	CROSS REF	FIG	NOTES
ONR6406	1/8	1050	1	115	6.0	CCWLE	SP	1/2 X 3-7/8	5	3-5/8	326P113, 6208670	D	120
ONR6026	1/5	1050	1	115	6.5	CCWLE	SP	1/2 X 3-3/4	5	4-1/8	326P203, 6210810	D	55
OML6435	1/5	1050	1	115	6.6	CCWLE	SP	1/2 X 3-5/8	5	3-7/8		E	120,133
942	1/4	1050	1	115	6.2	CCWLE	7.5/370	1/2 X 3-3/4	5	4		F	

NRC FLORALINE™*

STOCK NO	WATTS	RPM	SPD	VOLTS	AMPS	ROT	CAP	SHAFT DIA & LENGTH	FRAME	BODY LENGTH	CROSS REF	FIG	NOTES
9207F2	6,9,12	1550	1	115	.2-3	CW	SP	1/4 X 3/8	Unit bearing	3	1330010	G	176

PENN VENT™*

STOCK NO	HP	RPM	SPD	VOLTS	AMPS	ROT	CAP MFD/VAC	SHAFT DIA & LENGTH	MOTOR DIA	BODY LENGTH	CROSS REF	FIG	NOTES
OPV748	1/6,1/12,1/20	1550	3	115	2.1/1.9/1.4	CCWLE-CWSE	10/370	1/2 X 2-5/8	5	4-1/4	DE2F7088-T, 63748-0	H	
OPV747	1/7, 1/11, 1/25	1550	3	115	2.5/2.1/1.6	CCWLE-CWSE	5/370	1/2 X 2-1/2	5	4-1/4	DE2F7085-T, 63747-0	I	

NOTES	DESCRIPTION
BOLD	Most popular stock item
3	Includes lead and plug assembly
55	Two mounting holes in each bracket for a 9" or 10.18" bolt circle

NOTES	DESCRIPTION
99	8.26" Bolt circle, 28" dia. mounting holes
120	10.19" Bolt circle, 28" dia. mounting holes
133	No connector plug, leads only
176	5 Rear mounting holes



FIG A



FIG B



FIG C



FIG D



FIG E



FIG F



FIG G



FIG H



FIG I

*All the OEM trade names and trademarks listed on this page are not owned or controlled by Regal Rexnord Corporation. The rights associated with those trade names and trademarks remain the property of their respective owners or licensees.

CENTURY® OEM DIRECT REPLACEMENT MOTORS

BRAND R

STOCK NO	HP	RPM	SPD	VOLTS	AMPS	ROT	CAP MFD/ VAC	SHAFT DIA & LENGTH	MOTOR DIA	BODY LENGTH	CROSS REF	FIG	NOTES
ORM1008	1/8	825	1	208-230	.70	REV	5/370	1/2 X 4-13/16	5-5/8	4-13/16	21276-01, 21276-02, 20763-01, K9735, KA55HXPAK-7253, KA55HXPAM-7255, K55HXMFG68350, 5KCP39GGD121BS	A	1,23
ORM1016V1	1/6	1075	1	208-230	.8-9	CCWLE	3/370	1/2 X 3-3/4	5-5/8	3-5/8	3222, 51-2185301, 5KCP39BGN253S, 5KCP39BGP085S	B	23
ORM10206V1	1/5	1075	1	208-230	1.4	REV	3/370	1/2 X 4-1/4	5-5/8	3-7/8	5484, KA55HXMPT-6557, 51-20672-01, 51-20673-01, 51-20674-01, 51-20675-01, 51-20679-01, 51-20680-01, 51-20681-01, 51-20682-01, 51-21826-01, 51-21827-01, 51-21828-01, 51-21829-01, 51-21830-01, 51-21831-01	C	1,23
436A	1/3	1075	1	460	1	REV	5/370	1/2 X 6	5-5/8	4-3/4	51-20468-01	D	1,5
FE6000F	1/3-1/6	1075	2	208-230	2.5,1.4	REV	7.5/370	1/2 X 6	5-5/8	4-7/8	51-23053-21	E	1
FDL6001A	1/2-1/6	1075	4	115	7	REV	10/370	1/2 X 5	5-5/8	4-7/8	51-23012-41	F	
435A	1/2	1075	1	460	1.7	REV	7.5/370	1/2 X 6	5-5/8	5-1/8	51-20470-01	D	1,5
FD6000	1/2	1075	4	208-230	3.9	REV	10/370	1/2 X 5	5-5/8	4-7/8	51-23022-41	F	
ORM1076	3/4	1075	4	115	10.5	REV	15/370	1/2 X 5	5-5/8	5-5/8	F48C47A94, 51-22859-01	G	1,25

NOTES	DESCRIPTION
BOLD	Most popular stock item
1	Ball bearing
5	Resilient mounting rings included

NOTES	DESCRIPTION
23	Four mounting holes in shell
25	Eight mounting holes in shell



FIG A



FIG B



FIG C



FIG D



FIG E



FIG F



FIG G

CENTURY® OEM DIRECT REPLACEMENT MOTORS

RV PRODUCTS*

STOCK NO	HP	RPM	SPD	VOLTS	AMPS	ROT	CAP MFD/VAC	SHAFT DIA & LENGTH	MOTOR DIA	BODY LENGTH	CROSS REF	FIG	NOTES
ORV4540	1/5	1650	3	115	2.5	CCWLE	5/370	4 X 1/2 X 2-1/2	5	3-7/8	F42C40A61, 3105054.005	A	
ORV4538	1/4	1625	2	115	3.1	CWLE	7.5/370	5-3/4 X 1/2 X 5-3/4	5	3-5/8	6757B311	B	
ORV4539	1/3	1675	2	115	3.4	CWLE	7.5/370	7-1/8 X 1/2 X 3-1/2	5	3-7/8	F42B50A01, 1468A304	C	

SCHAEFER**

STOCK NO	HP	RPM	SPD	VOLTS	AMPS	ROT	CAP	SHAFT DIA & LENGTH	MOTOR DIA	BODY LENGTH	CROSS REF	FIG	NOTES
970A	1/3	1725	1	115/230	3.0/1.5/ 4.0/2.0	CCWLE	Included	1/2 X 2-1/2	5-5/8	6-3/8	HF2J031	D	4
969A	1/2	840	1	115/230	6.1/3.1	CCWLE	Included	5/8 X 2-5/8	5-5/8	8-1/4	HF4U007, CS802	E	58

SCOTSMAN**

STOCK NO	WATTS	RPM	SPD	VOLTS	AMPS	ROT	CAP	SHAFT DIA & LENGTH	FRAME	BODY LENGTH	CROSS REF	FIG	NOTES
250	25	1500	1	115	1.1	CWLE	SP	1/4 X 20 THREAD	Unit bearing	3-2/5	18-7200-01	F	
258	50	1500	1	115	1.7	CWLE	SP	3/8 X 1-1/2	Unit bearing	3-7/9	18-5105-11	G	
260	50	1500	1	230	.85	CWLE	SP	3/8 X 1-1/2	Unit bearing	3-7/9	18-5105-02	G	

SINGER**

STOCK NO	HP	RPM	SPD	VOLTS	AMPS	ROT	CAP MFD/VAC	SHAFT DIA & LENGTH	MOTOR DIA	BODY LENGTH	CROSS REF	FIG	NOTES
595	1/8-1/12-1/14	1075	3	277	.83	REV	5/370	1/2 X 6-1/2	5	3-3/4	K47HT-605	H	
596	1/8-1/12-1/14	1075	3	277	.83	CCWLE	5/370	9 X 1/2 X 9	5	3-1/2	K47HY-605	I	

NOTES	DESCRIPTION
BOLD	Most popular stock item
4	60/50 HZ
58	TEAO



FIG A



FIG B



FIG C



FIG D



FIG E



FIG F



FIG G



FIG H



FIG I

*All the OEM trade names and trademarks listed on this page are not owned or controlled by Regal Rexnord Corporation. The rights associated with those trade names and trademarks remain the property of their respective owners or licensees.

CENTURY® OEM DIRECT REPLACEMENT MOTORS

TECUMSEH**

STOCK NO	HP/WATTS	RPM	SPD	VOLTS	AMPS	ROT	CAP	SHAFT DIA & LENGTH	FRAME / MOTOR DIA	BODY LENGTH	CROSS REF	FIG	NOTES
OTC6004	1/20	1500	1	230	1.1	CCWSE	SP	5/16 X 2-1/2	5	3-1/16	810S037B01, 326P137	A	4
OTC6001	1/15	1500	1	230	1.3	CCWLE	SP	5/16 X 2-3/4	5	3-1/16	810S050A99, 326P136	A	4
OTC1862	1/4	1350	1	230	1.9	CCWLE	Included	1/2 X 2-3/4	5-5/8	4-3/8	TFM1862, 8330, K55HXKGD8330	B	1,4
OTC1864	1/4	1350	1	380-420/460	.80/.95	CWLE	Included	1/2 X 2-3/4	5-5/8	4-3/8	TFM1864, 8331, KA55HGE8331	B	1,4
254A	35 Watts	1500	1	115	1.4	CWLE	SP	1/4 X 20 THREAD	Unit bearing	3-2/5	810M035A29, TFM-351, ESPL35EM11-C1	C	
256	35 Watts	1500	1	230	.70	CWLE	SP	1/4 X 20 THREAD	Unit bearing	3-2/5	810M035A28, TFM-352, ESPL35EM21-C1	C	
276	50 Watts	1500	1	230	.85	CCWLE	SP	5/16 X 2-1/2	Unit bearing	3-3/4	810M050A62	D	

TITUS™**

STOCK NO	HP	RPM	SPD	VOLTS	AMPS	ROT	CAP MFD/VAC	SHAFT DIA & LENGTH	MOTOR DIA	BODY LENGTH	CROSS REF	FIG	NOTES
9435V1A	1/2	1075	1	277	2.8	CWLE	10/370	1/2 X 4-1/2	5-5/8	5	5KCP39MG692S	E	44,55

BRAND T

STOCK NO	HP	RPM	SPD	VOLTS	AMPS	ROT	CAP	SHAFT DIA & LENGTH	MOTOR DIA	BODY LENGTH	CROSS REF	FIG	NOTES
954	1/30-1/150-1/200	1100	3	115	.60	REV	Included	1/2 X 8-1/2	5	4	X70511049-01-7, MOT-1878, MOT-1875, K48HXBHY-954	F	
952	1/30-1/100-1/200	1100	3	115	.74	CWLE	Included	8-1/2 X 1/2 X 9	5	3-3/4	K48XBJP-969, X70500149-03-7, MOT-1876	G	
641	1/30-1/60	1075	3	115	.50	CWLE	Included	8-1/2 X 1/2 X 8-1/2	5	3-1/2	X70500133-01, DE3E152	G	
372A	1/25	1060	2	115	.60/.64	CWLE	Included	11 X 1/2 X 11	5	3-1/2	FAN COIL	H	
9608	1/20-1/75-1/120	1100	3	115	.60	REV	Included	1/2 X 9-7/8	5	3-1/4	X70500149-02, MOT-1875, K48HXBHZ955	I	

NOTES	DESCRIPTION
BOLD	Most popular stock item
1	Ball bearing
4	60/50 HZ
44	No lead design
55	Two mounting holes in each bracket for a 9" or 10.8" bolt circle



FIG A



FIG B



FIG C



FIG D



FIG E



FIG F



FIG G



FIG H



FIG I

*All the OEM trade names and trademarks listed on this page are not owned or controlled by Regal Rexnord Corporation. The rights associated with those trade names and trademarks remain the property of their respective owners or licensees.

CENTURY® OEM DIRECT REPLACEMENT MOTORS

BRAND T

STOCK NO	HP	RPM	SPD	VOLTS	AMPS	ROT	CAP MFD/VAC	SHAFT DIA & LENGTH	MOTOR DIA	BODY LENGTH	CROSS REF	FIG	NOTES
953	1/15, 1/45, 1/60	1100	3	115	.8-.5- .35	CWLE	Included	10-3/4 X 1/2 X 10-7/8	5	3-3/4	X70500149-04-7, MOT-1877, K48HXBJA-956	A	
945	1/8, 1/20, 1/30	1500	3	115	1.2	CWLE	Included	9 X 1/2 X 7-1/2	5	4	X70500149-11-7, MOT-1978, MOT-481, K48HXCKT-1419	A	
680A	1/8	775	3	115	1.5	CCWLE	Included	11-1/2 X 1/2 X 11-1/2	5-5/8	5	MOT-711	B	
492	1/8	1550	1	230	1.1	CCWLE	Included	1/2 X 3	5	3-1/2	5KSP29DK1728S	C	78
OTR1004	1/8	1650	1	200-230	.7-9	CCWLE	4/370	1/2 X 1-1/2	5-5/8	3-5/8	3D149098P01, 1673, K55DJK-6905	D	
955	1/6- 1/12- 1/20	1500	3	115	2.0-1.1- .68	CWLE	Included	10-1/2 X 1/2 X 10-1/2	5	4	X70500149-12-7, MOT-1979, MOT-482, K48HXCKS-1418	E	
642	1/4	1475	3	277	1.1	CWLE	Included	8 X 1/2 X 8	5	4	115V, UE DE2G101	F	
OTR1028	1/4	825	1	200-230	1.4-1.5	CCWLE	12.5/370	1/2 X 2-1/2	5-5/8	4-5/8	3D146983P01, 1674, K55DJL-6906	G	

TYLER®*

STOCK NO	HP	RPM	SPD	VOLTS	AMPS	ROT	CAP	SHAFT DIA & LENGTH	MOTOR DIA	BODY LENGTH	CROSS REF	FIG	NOTES
OTY1024	1/4	1625	1	230	1.9	CCWLE	Included	1/2 X 3	5-5/8	4-5/8	760, D870, 03042, 5KCP39EGC053T, 5KCP39EG755S, 5KCP39EN81S, X270	H	1,5,78,140

UNILUX*

STOCK NO	HP	RPM	SPD	VOLTS	AMPS	ROT	CAP	SHAFT DIA & LENGTH	MOTOR DIA	BODY LENGTH	CROSS REF	FIG	NOTES
799	1/8-1/10-1/15- 1/20-1/30	1000	5	115	2.6-2.1-1.8-1.0-0.7	CCWLE	Included	1/2 X 5	5	3-3/4	L350, L450, L600, DA3E200, DA3F100, DA3G142	I	55

NOTES	DESCRIPTION
BOLD	Most popular stock item
1	Ball bearing
5	Resilient mounting rings included
55	Two mounting holes in each bracket for a 9" or 10.18" bolt circle
78	Includes formerly GE®* brand equipment
140	Conduit connector included



FIG A

FIG B

FIG C



FIG D

FIG E

FIG F

FIG G

FIG H

FIG I

*All the OEM trade names and trademarks listed on this page are not owned or controlled by Regal Rexnord Corporation. The rights associated with those trade names and trademarks remain the property of their respective owners or licensees.

CENTURY® OEM DIRECT REPLACEMENT MOTORS

WESTINGHOUSE®*

STOCK NO	HP	RPM	SPD	VOLTS	AMPS	ROT	CAP MFD/VAC	SHAFT DIA & LENGTH	MOTOR DIA	BODY LENGTH	CROSS REF	FIG	NOTES
467A	1/5-1/8-1/10	1625	3	208-230	1.0/.76/.61	CCWLE	5/370	9-5/8 X 1/2 X 9-5/8	5	4	319P367A	A	

WESTINGHOUSE / WHISPERAIRE®*

STOCK NO	HP	RPM	SPD	VOLTS	AMPS	ROT	CAP MFD/VAC	SHAFT DIA & LENGTH	MOTOR DIA	BODY LENGTH	CROSS REF	FIG	NOTES
OWW4517	1/3	1625	1	208-230	2.3	CCWLE	6/370	7-3/16 X 1/2 X 7-3/16	5	4-1/16		B	4

WHALEN CO.* (300 CFM BLOWERS)

STOCK NO	HP	RPM	SPD	VOLTS	AMPS	ROT	CAP MFD/VAC	SHAFT DIA & LENGTH	MOTOR DIA	BODY LENGTH	CROSS REF	FIG	NOTES
485	1/20	1050	2	115	.94	REV	4/370	1/2 X 2-3/4	5	3-1/4	DA3D060, 061	C	

BRAND Y

STOCK NO	HP	RPM	SPD	VOLTS	AMPS	ROT	CAP MFD/VAC	SHAFT DIA & LENGTH	MOTOR DIA	BODY LENGTH	CROSS REF	FIG	NOTES
OYK6518	1/5	1075	1	208-230	1.4	CWLE	5/370	6-3/8 X 1/2 X 6-3/8	5	3-7/8	2091	D	
OYK1028	1/4	850	1	208-230	1.4	CWLE	5/370	1/2 X 3-1/8	5-5/8	4-7/16	F48B46A50	E	4
OYK1106	1	1075	3	115	12.9	CCWLE	15/370	1/2 X 3-1/2	5-5/8	5-7/8	5KCP39PGN812S, F48SU6V15	F	1

ZERO-ZONE®*

STOCK NO	WATTS	RPM	SPD	VOLTS	AMPS	ROT	CAP	SHAFT DIA & LENGTH	FRAME	BODY LENGTH	CROSS REF	FIG	NOTES
9208F2	14,15,16	1550	1	115	.47-.58	CW	SP	1/4 X 3/8	Unit bearing	3	63-0622-1	G	176

NOTES	DESCRIPTION
1	Ball bearing
4	60/50 HZ

NOTES	DESCRIPTION
176	5 Rear mounting holes



FIG A



FIG B



FIG C



FIG D



FIG E



FIG F



FIG G

*All the OEM trade names and trademarks listed on this page are not owned or controlled by Regal Rexnord Corporation. The rights associated with those trade names and trademarks remain the property of their respective owners or licensees.



THE PRO'S BRAND OF CHOICE

THE UNIVERSAL REPLACEMENT MOTORS THAT ARE BUILT TO BE YOUR TRUCK STOCK MOTOR

SIMPLIFY YOUR TRUCK™




MASTERFIT PRO® INDOOR BLOWER MOTORS

- The line of MasterFit Pro® motors replaces 48-frame blower motors
- Versatile mounting options, multi-mounting capability, replaces multiple styles of OEM motors, all angle mount
 - › OEM mounting holes, with screws supplied
 - › Adjustable extended thru-bolts
 - › Belly band
- Durable ball bearings or dependable all-angle sleeve bearings
- One motor replaces 5 horsepower ratings
- Water resistant reversing plugs on all MasterFit Pro motors
- All purpose capacitor included in every box



4-IN-1® CONDENSOR FAN MOTORS

- The line of 4-in-1® motors replaces 48-frame fan motors - with "one simple connection"
- Versatile mounting options, multi-mounting capability, replaces multiple styles of OEM motors, all angle mount
 - › OEM mounting holes, with screws supplied
 - › Adjustable extended thru-bolts
 - › Belly band
- One motor replaces 4 horsepower ratings with the same electrical connection
- Water resistant rubber grommet at lead opening
- Simple three wire connection (L1, L2, & Capacitor) similar to original motor



FASCO®

The Fasco brand covers a wide array of commercial and residential HVAC and air moving applications. The product range includes C-Frame, 3.3" diameter, 42 and 48 frame motors, and draft inducer blowers. The Fasco brand has a 100 year history as an industry innovator that produces cutting edge technology to solve problems, save energy, and reduce downtime.



FASCO® C-FRAME MOTORS

K-LINE SHADED POLE MOTORS

APPLICATIONS:

C-Frame motors are widely used in vent fans, wall heaters, range hoods, refrigeration fans, ductless range hoods and ice makers.

FEATURES:

- Thermally protected
- UL * Recognized Component

BENEFITS:

- Drop-in replacements for existing C-Frame, K-Line series
- Wider range of application compatibility

HP	VOLTS	RPM	SPD	AMPS	ROT	BRG	SHAFT DIM	STACK (IN)	STOCK NO	FIG	NOTES
1/500	120	1100	1	.74	CW	Sleeve	.1811 X 1.75	0.50	K114	A	29
1/500	120	1100	1	.57	CW	Sleeve	.1811 X 1.50	0.50	K102	A	29,74
1/260	120	3000	2	.50-.29	CW	Sleeve	.2178 X 1.55	0.50	K120	B	29,75
1/240	120	3000	1	.43	CWSE	Sleeve	.181 X .98	.500	K1574	D	28
1/200	208/230	3000	1	.25	CW	Sleeve	2500 X 1.60	0.75	K628	E	28
1/160	120	3000	1	.36	CWSE	Sleeve	.187 X 1.67	.625	K1700	F	28,141
1/150	120	3000	1	.59	CW	Sleeve	.2178 X 1.65	0.50	K614	G	29
1/150	120	3000	1	.34	CCWSE	Sleeve	.187 X 1.45	.625	K1670	H	28
1/150	120	3000	1	.61	CCW	Sleeve	.1875 X 1.30	0.62	K670	I	28
1/150	120	3000	1	.92	CCWSE	Sleeve	.181 X 3.27	.500	K1550	J	28,141
1/150	115	3000	1	.47	CW	Sleeve	.1811 X 1.00	0.62	K130	C	29,74
1/150	240	1260	1	.52	CCW	Sleeve	.2178 X 1.34	1.12	K101	K	29
1/150	240	3000	1	.29	CCW	Sleeve	.1875 X 1.30	0.62	K672	I	28
1/130	120	3000	1	.46	CWSE	Sleeve	.187 X 2.45	.625	K1323	L	28,141
1/120	120	3000	1	.82	CCW	Sleeve	.2178 X 1.97	0.50	K111	M	29
1/120	120	3000	1	.46	CCWSE	Sleeve	.147 X 1.49	.625	K1575	N	28,141
1/100	240	3000	1	.30	CW	Sleeve	.1875 X 1.30	1.00	K683	O	29

NOTES	DESCRIPTION
28	Packed 1 per carton
29	Packed 6 per carton
74	Use fan blades with round hub I.D.

NOTES	DESCRIPTION
75	Two speed motor
141	Suggested replacement for Century® C-Frame motor



FIG A



FIG B



FIG C



FIG D



FIG E



FIG F



FIG G



FIG H



FIG I



FIG J



FIG K



FIG L



FIG M



FIG N



FIG O

* UL is believed to be the trademark and/or trade name of UL LLC and is not owned or controlled by Regal Rexnord Corporation.

FASCO® C-FRAME MOTORS

K-LINE SHADED POLE MOTORS

APPLICATIONS:

C-Frame motors are widely used in vent fans, wall heaters, range hoods, refrigeration fans, ductless range hoods and ice makers.

FEATURES:

- Thermally protected
- UL* Recognized Component

BENEFITS:

- Drop-in replacements for existing C-Frame, K-Line series
- Wider range of application compatibility

HP	VOLTS	RPM	SPD	AMPS	ROT	BRG	SHAFT DIM	STACK (IN)	STOCK NO	FIG	NOTES
1/100	120	2750	1	.73	CW	Sleeve	.1811 X 1.05	0.62	K100	A	29,74
1/100	120	3000	1	.63	CCW	Sleeve	.2500 X 2.45	0.75	K611	B	29
1/100	115	3000	1	.57	CCW	Sleeve	.2178 X 1.85	0.75	K115	C	29
1/85	120	2950	1	.55	CW	Sleeve	.2500 X 1.13	1	K629	D	28
1/75	115	3000	1	.77	CCW	Sleeve	.2178 X 2.37	0.75	K109	E	29
1/75	115	3000	1	.77	CCW	Sleeve	.2178 X 2.44	0.75	K110	E	29,76
1/70	120	3000	1	.90	CCW	Sleeve	.2178 X 1.19	0.75	K113	F	29
1/70	120	3000	1	.63	CW	Sleeve	.1814 X 1.00	1	K142	G	29
1/65	120	3000	1	.73	CW	Sleeve	.2500 X 2.70	1	K612	H	29
1/60	120	3000	1	.75-.63	CCW	Sleeve	.2178 X 1.33	1	K610	I	29,75
1/60	120/240	2500/3000	2	.72/.58/.36/.29	CWSE	Sleeve	.187 X 2.08	1	K1675	J	28,141
1/50	120	3000	2	.86/.44	CW	Sleeve	.2178 X 1.44	1	K112	K	29,75
1/50	120	3000	2	.90	CCW	Sleeve	.2178 X 1.21	1	K161	L	29
1/40	120	3000	1	1.0	CCW	Sleeve	.2178 X 1.50	1	K144	M	29
1/22	115	3000	1	1.9	CW	Ball	.3116 X .291 X 1.93	1.50	K674	N	28
1/40	115	3000	1	.98	CWSE	Ball	.212 X 2.00	1.50	K1322	O	28,141
1/20	120	3000	1	2.1	CW	Sleeve	.2499 X 1.50	1.50	K146	P	29

NOTES	DESCRIPTION
BOLD	Most popular stock item
28	Packed 1 per carton
29	Packed 6 per carton
74	Use fan blades with round hub I.D.

NOTES	DESCRIPTION
75	Two speed motor
76	Maximum flat length
141	Suggested replacement for Century® C-Frame motor



FIG A



FIG B



FIG C



FIG D



FIG E



FIG F



FIG G



FIG H



FIG I



FIG J



FIG K



FIG L



FIG M



FIG N



FIG O



FIG P

* UL is believed to be the trademark and/or trade name of UL LLC and is not owned or controlled by Regal Rexnord Corporation.

FASCO® UNIT BEARING SHADED POLE MOTORS - ALUMINUM

APPLICATIONS:

Unit bearing shaded pole motors are widely used in industrial and commercial refrigeration for condensing and evaporating units. Also used in freezers, bottle, food and beverage coolers, walk-in and reach-in coolers and ventilation units. They are suitable for all angle operation and offer multiple mounting features.

FEATURES:

- Range: From 2-9 watt output
- Bearings: Self-lubricating, long life unit bearing design
- Duty: Continuous air over
- Insulation: Class B
- Thermally protected
- Operating Range: Standard operating temperatures: -40° F to 104° F
- UL* Recognized Component
- Foot mounting: 2 feet with 4 tapped holes
- Rotation: CCWOSE and CWOSE

BENEFITS:

- Drop-in replacement for existing unit bearing shaded pole motors
- Wide range of application compatibility
- Long life OEM designs

WATTS	RPM	SPD	VOLTS	AMPS	ROT	BRG	ENCL	SHAFT DIA & LENGTH	BODY LENGTH	MOTOR DIA	CROSS REFERENCE	STOCK NO	NOTES
2	1550	1	115	.22	CW	Unit	Totally encl	1/4 X 20 THREAD	2-5/8	2-5/8	N/A	UB550	
2.3	1300	1	115	.15	CCW	Unit	Totally encl	1/4 X 20 THREAD	2-5/8	2-5/8	N/A	UB551	
2.3	1300	1	230	.08	CW	Unit	Totally encl	1/4 X 20 THREAD	2-5/8	2-5/8	N/A	UB552	
2.3	1300	1	230	.08	CCW	Unit	Totally encl	1/4 X 20 THREAD	2-5/8	2-5/8	N/A	UB553	
4	1450	1	115	.29	CW	Unit	Totally encl	1/4 X 20 THREAD	2-5/8	2-5/8	059110, 05213	UB554	
4	1450	1	115	.29	CCW	Unit	Totally encl	1/4 X 20 THREAD	2-5/8	2-5/8	N/A	UB555	
4	1450	1	230	.14	CW	Unit	Totally encl	1/4 X 20 THREAD	2-5/8	2-5/8	05223	UB556	
4	1450	1	230	.14	CCW	Unit	Totally encl	1/4 X 20 THREAD	2-5/8	2-5/8	N/A	UB557	
5	1550	1	115	.34	CW	Unit	Totally encl	1/4 X 20 THREAD	2-5/8	2-5/8	N/A	UB582	
5	1550	1	115	.34	CCW	Unit	Totally encl	1/4 X 20 THREAD	2-5/8	2-5/8	N/A	UB583	
6	1550	1	115	.36	CW	Unit	Totally encl	1/4 X 20 THREAD	2-7/8	2-5/8	05313	UB558	
6	1550	1	115	.36	CCW	Unit	Totally encl	1/4 X 20 THREAD	2-7/8	2-5/8	N/A	UB559	
6	1550	1	230	.18	CW	Unit	Totally encl	1/4 X 20 THREAD	2-7/8	2-5/8	N/A	UB560	
9	1550	1	115	.53	CW	Unit	Totally encl	1/4 X 20 THREAD	2-7/8	2-5/8	05413, 05119	UB562	
9	1550	1	115	.53	CCW	Unit	Totally encl	1/4 X 20 THREAD	2-7/8	2-5/8	05414	UB563	
9	1550	1	230	.27	CW	Unit	Totally encl	1/4 X 20 THREAD	2-7/8	2-5/8	05423	UB564	
9	1550	1	230	.27	CCW	Unit	Totally encl	1/4 X 20 THREAD	2-7/8	2-5/8	N/A	UB565	

NOTES	DESCRIPTION
BOLD	Most popular stock item



* UL is believed to be the trademark and/or trade name of UL LLC and is not owned or controlled by Regal Rexnord Corporation.

FASCO® UNIT BEARING SHADED POLE MOTORS - CAST IRON

APPLICATIONS:

Unit bearing shaded pole motors are widely used in industrial and commercial refrigeration for condensing and evaporating units. Also used in freezers, bottle, food and beverage coolers, walk-in and reach-in coolers and ventilation units. They are suitable for all angle operation and offer multiple mounting features.

FEATURES:

- Range: From 2-9 watt output
- Bearings: Self-lubricating, long life unit bearing design
- Duty: Continuous air over
- Insulation: Class B
- Thermally protected
- Operating Range: Standard operating temperatures: -40° F to 104° F
- UL* Recognized Component
- Foot mounting: 2 feet with 4 tapped holes
- Rotation: CCWOSE and CWOSE

BENEFITS:

- Drop-in replacement for existing unit bearing shaded pole motors
- Wide range of application compatibility
- Long life OEM designs

WATTS	RPM	SPD	VOLTS	AMPS	ROT	BRG	ENCL	SHAFT DIA & LENGTH	BODY LENGTH	MOTOR DIA	CROSS REFERENCE	STOCK NO	NOTES
2	1550	1	115	.22	CW	Unit	Totally encl	1/4 X 20 THREAD	2-7/8	2-5/8	N/A	UB584	
2.3	1300	1	115	.15	CCW	Unit	Totally encl	1/4 X 20 THREAD	2-7/8	2-5/8	N/A	UB585	
2.3	1300	1	230	.08	CW	Unit	Totally encl	1/4 X 20 THREAD	2-7/8	2-5/8	N/A	UB586	
2.3	1300	1	230	.08	CCW	Unit	Totally encl	1/4 X 20 THREAD	2-7/8	2-5/8	N/A	UB587	
4	1450	1	115	.29	CW	Unit	Totally encl	1/4 X 20 THREAD	2-7/8	2-5/8	05211	UB588	
4	1450	1	115	.29	CCW	Unit	Totally encl	1/4 X 20 THREAD	2-7/8	2-5/8	05212	UB589	
4	1450	1	230	.14	CW	Unit	Totally encl	1/4 X 20 THREAD	2-7/8	2-5/8	05221	UB590	
4	1450	1	230	.14	CCW	Unit	Totally encl	1/4 X 20 THREAD	2-7/8	2-5/8	05222	UB591	
5	1550	1	115	.34	CW	Unit	Totally encl	1/4 X 20 THREAD	2-7/8	2-5/8	N/A	UB592	
6	1550	1	115	.34	CW	Unit	Totally encl	1/4 X 20 THREAD	2-7/8	2-5/8	05311	UB594	
6	1550	1	115	.36	CCW	Unit	Totally encl	1/4 X 20 THREAD	2-7/8	2-5/8	05312	UB595	
6	1550	1	230	.36	CW	Unit	Totally encl	1/4 X 20 THREAD	2-7/8	2-5/8	N/A	UB596	
9	1550	1	115	.10	CW	Unit	Totally encl	1/4 X 20 THREAD	2-7/8	2-5/8	05411	UB597	
9	1550	1	115	.53	CCW	Unit	Totally encl	1/4 X 20 THREAD	2-7/8	2-5/8	05412	UB598	
9	1550	1	230	.53	CW	Unit	Totally encl	1/4 X 20 THREAD	2-7/8	2-5/8	05421	UB599	
9	1550	1	230	.27	CCW	Unit	Totally encl	1/4 X 20 THREAD	2-7/8	2-5/8	05422	UB600	
16	1550	1	115	.27	CW	Unit	Totally encl	1/4 X 20 THREAD	3-1/32	2-5/8	05811	UB566	
16	1550	1	115	.80	CCW	Unit	Totally encl	1/4 X 20 THREAD	3-1/32	2-5/8	05812	UB567	
16	1550	1	230	.80	CW	Unit	Totally encl	1/4 X 20 THREAD	3-1/32	2-5/8	05821	UB568	
16	1550	1	230	.40	CCW	Unit	Totally encl	1/4 X 20 THREAD	3-1/32	2-5/8	05822	UB569	
25	1500	1	115	.40	CW	Unit	Totally encl	1/4 X 20 THREAD	3-3/5	3-7/8	N/A	UB570	
25	1500	1	115	1.1	CCW	Unit	Totally encl	1/4 X 20 THREAD	3-3/5	3-7/8	N/A	UB571	
25	1500	1	230	1.1	CW	Unit	Totally encl	1/4 X 20 THREAD	3-3/5	3-7/8	N/A	UB572	
25	1500	1	230	.60	CCW	Unit	Totally encl	1/4 X 20 THREAD	3-3/5	3-7/8	N/A	UB573	
35	1500	1	115	.60	CW	Unit	Totally encl	1/4 X 20 THREAD	3-3/5	3-7/8	05711	UB574	
35	1500	1	115	1.4	CW	Unit	Totally encl	1/4 X 20 THREAD	3-3/5	3-7/8	N/A	UB575	
35	1500	1	230	1.4	CW	Unit	Totally encl	1/4 X 20 THREAD	3-3/5	3-7/8	05721	UB576	
35	1500	1	230	.70	CCW	Unit	Totally encl	1/4 X 20 THREAD	3-3/5	3-7/8	N/A	UB577	
50	1500	1	115	.70	CW	Unit	Totally encl	1/4 X 20 THREAD	4-2/3	3-7/8	05511	UB578	
50	1500	1	115	1.7	CCW	Unit	Totally encl	1/4 X 20 THREAD	4-2/3	3-7/8	N/A	UB579	
50	1500	1	230	.85	CW	Unit	Totally encl	1/4 X 20 THREAD	4-2/3	3-7/8	05521	UB580	
50	1500	1	230	.85	CCW	Unit	Totally encl	1/4 X 20 THREAD	4-2/3	3-7/8	N/A	UB581	

NOTES	DESCRIPTION
BOLD	Most popular stock item



* UL is believed to be the trademark and/or trade name of UL LLC and is not owned or controlled by Regal Rexnord Corporation.

FASCO® 3.3" DIAMETER MOTORS

GENERAL PURPOSE MOTORS

APPLICATIONS:

Used on pumps, compressors, blowers, fans and other standard industrial applications.

FEATURES:

- UL* Recognized Component
- Thermally protected

HP	RPM	SPD	VOLTS	AMPS	ROT	CAP MFD/VAC	BRG	ENCL	SHAFT DIA & LENGTH	BODY LENGTH	STOCK NO	FIG	NOTES
1/20	3200	1	115	.8	REV	4/370	Ball	Totally encl	5/16 X 2-1/4	4-3/8	D218	A	106
1/100	3000	1	120	.60	CCW	SP	Sleeve	Open vent	1/4 X 3-1/2	2-1/2	D229	B	54
1/85	3000	1	115	.62	CW	SP	Sleeve	Open vent	2-3/8 X 1/4 X 3/4	2	D200	C	54,104,105
1/85	3000	1	115	.60	CCW	SP	Sleeve	Open vent	1/4 X 1-3/8	2-1/4	D201	C	54,104,105
1/85	3000	1	115	.60	CW	SP	Sleeve	Open vent	1/4 X 2-1/4	2-3/8	D202	D	54
1/70	3000	1	115	.59	CW	SP	Sleeve	Open vent	1/4 X 2-1/2	2-1/2	D033	E	
1/70	3000	1	115	.67	CCW	SP	Sleeve	Totally encl	1/4 X 1	2-1/4	D616	F	
1/60	3000	1	115	.75	CW	SP	Sleeve	Totally encl	1/4 X 1-3/4	2-3/8	D402	G	54
1/60	3000	1	115	.75	CCW	SP	Sleeve	Totally encl	1/4 X 2-1/4	2-3/8	D403	G	54
1/50	3000	1	115	.92	CW	SP	Sleeve	Open vent	1/4 X 2	2-1/2	D228	H	54
1/50	3000	1	230	.64/.53	CW	SP	Sleeve	Open vent	1/4 X 1-5/16	3-3/4	D608	I	106
1/40	3000	1	115	1.0	CCW	SP	Sleeve	Open vent	1/4 X 2-1/4	2-3/4	D203	D	54
1/40-1/70	3000	1	115	1-5	DS	SP	Sleeve	Totally encl	3 X 1/4 X 3	2-7/8	D205	J	54
1/30	3000	1	115	1.2	CW	SP	Sleeve	Open vent	1/4 X 2-1/4	2-3/4	D206	D	54
1/30	3000	1	115	1.12	DS	SP	Sleeve	Open vent	3-1/4 X 1/4 X 3-1/4	3-5/8	D209	K	106
1/30	3000	1	115	1.1	CW	SP	Sleeve	Open vent	1/4 X 3	3-5/8	D208	I	106
1/30	3000	1	115	1.3	DS	SP	Sleeve	Open vent	1-1/2 X 1/4 X 1-1/2	3	D011	L	
1/30	3000	1	230	.64	DS	SP	Sleeve	Open vent	2-1/4 X 1/4 X 2-1/4	2-3/4	D207	M	54
1/25	3000	1	115	1.3	CW	SP	Sleeve	Open vent	1/4 X 2-1/4	3-1/4	D210	D	54
1/25	3000	1	230	.65	CW	SP	Sleeve	Open vent	1/4 X 2-1/4	3-1/4	D216	D	54
1/20	3000	1	115/230	1.7	CW	SP	Sleeve	Totally encl	5/16 X 6-1/2	4-5/8	D214	N	43,106
1/20	3000	1	115/230	1.7	CCW	SP	Ball	Totally encl	5/16 X 6-1/2	4-5/8	D215	N	106
1/20	3000	1	115/230	1.7	CW	SP	Ball	Totally encl	5/16 X 6-1/2	4-5/8	D220	N	106
1/16	3000	1	115	2.1	DS	SP	Sleeve	Open vent	2-3/4 X 1/4 X 2-3/4	3-7/8	D213	O	54
1/15	3000	1	115/230	2.0/1.0	CCW	SP	Ball	Totally encl	5/16 X 5	4-1/2	D0418	M	
1/15	3000	1	115/230	2.0/1.0	CW	SP	Ball	Totally encl	5/16 X 5	4-1/2	D091	O	
1/15	3000	1	230	1.1	DS	SP	Sleeve	Open vent	2-1/2 X 1/4 X 2-1/2	3-7/8	D211	P	54

Rotation is determined by looking at shaft end

NOTES	DESCRIPTION
BOLD	Most popular stock item
43	Popular ice machine pump motor
54	Air over

NOTES	DESCRIPTION
104	Skeleton motor
105	3.25" Motor dia.
106	Self-cooled



FIG A



FIG B



FIG C



FIG D



FIG E



FIG F



FIG G



FIG H



FIG I



FIG J



FIG K



FIG L



FIG M



FIG N



FIG O



FIG P

* UL is believed to be the trademark and/or trade name of UL LLC and is not owned or controlled by Regal Rexnord Corporation.

FASCO® 3.3" DIAMETER MOTORS

GENERAL PURPOSE MOTORS

APPLICATIONS:

Used on pumps, compressors, blowers, fans and other standard industrial applications.

FEATURES:

- UL* Recognized Component
- Thermally protected

HP	RPM	SPD	VOLTS	AMPS	ROT	CAP MFD/VAC	BRG	ENCL	SHAFT DIA & LENGTH	BODY LENGTH	STOCK NO	FIG	NOTES
1/10	3000	1	208-230	.80	REV	4/370	Ball	Open vent	5/16 X 3-1/4	4-1/4	D404	A	54
1/10	3000	1	115	1.4	REV	4/370	Ball	Open vent	5/16 X 3-1/4	4-1/4	D405	A	54
1/8	3000	1	115	1.8	REV	4/370	Ball	Totally encl	5/16 X 2-1/4	5-1/8	D219	B	106
1/15	1600	2	115	2.20	CCW	SP	Sleeve	Open vent	5/16 X 2-1/2	4-1/2	D0563	C	
1/15	1600	1	120	2.0	CW	SP	Sleeve	Open vent	5/16 X 3	3	D109	D	54,84
1/15-1/25	1600	2	115	2.90/2.20	CCW	SP	Sleeve	Open vent	5/16 X 2	4-1/4	D1161	E	54,84
1/10	1590	1	230	1.0	REV	4/370	Sleeve	Open vent	5/16 X 3-3/4	4-5/8	D503	F	54
1/125-1/200	1500	2	115	.50/.30	DS	SP	Sleeve	Open vent	3-1/4 X 1/4 X 3-1/4	2-1/8	D129	G	45,54
1/90	1500	1	240	.34	CCW	SP	Sleeve	Open vent	1/4 X 1-1/2	2-1/4	D1119	H	54
1/80	1500	1	115	.60	CW	SP	Sleeve	Totally encl	1/4 X 2-1/4	2-1/8	D122	I	54
1/80	1500	1	115	.60	CCW	SP	Sleeve	Totally encl	1/4 X 2-1/4	2-1/8	D123	I	54
1/70	1500	1	115	.70	CW	SP	Sleeve	Open vent	1/4 X 2-1/4	2-1/8	D120	J	54
1/70	1500	1	115	.70	CCW	SP	Sleeve	Open vent	1/4 X 2-1/4	2-1/8	D121	J	54
1/70	1500	1	115	.70	CW	SP	Sleeve	Open vent	1/4 X 3	2-7/8	D167	K	106
1/70	1500	1	115	.70	CCW	SP	Sleeve	Open vent	1/4 X 3	3	D169	K	106
1/60	1500	1	115	.60	CW	SP	Sleeve	Totally encl	5/16 X 2-1/4	2-3/4	D182	I	54
1/50	1500	1	115	.80	CW	SP	Sleeve	Totally encl	1/4 X 2-1/4	2-1/2	D124	I	54
1/50	1500	1	115	.80	CCW	SP	Sleeve	Totally encl	1/4 X 2-1/4	2-1/2	D125	I	54
1/50	1500	1	115	.90	CCW	SP	Sleeve	Totally encl	1/4 X 2-1/4	2-3/16	D601	I	54
1/50	1500	1	115	.90	CW	SP	Sleeve	Totally encl	1/4 X 2-1/4	2-3/16	D602	I	54
1/50	1500	1	115	.90	CCW	SP	Sleeve	Open vent	1/4 X 2-1/4	2-3/16	D609	J	54
1/50	1500	1	115	.90	CW	SP	Sleeve	Open vent	1/4 X 2-3/8	2-3/16	D603	J	54
1/50-1/65-1/80	1500	3	115	1.1-8-.6	CW	SP	Sleeve	Open vent	1/4 X 1-3/4	2-1/4	D1134	L	54
1/40	1500	1	115	1.10	CW	SP	Sleeve	Open vent	5/16 X 2-1/4	2-1/2	D126	J	54
1/40	1500	1	115	1.00	CCW	SP	Sleeve	Open vent	5/16 X 2-1/4	2-1/2	D127	J	54
1/40	1500	1	115	1.00	CCW	SP	Sleeve	Open vent	5/16 X 2-1/4	3-1/3	D131	K	106
1/40-1/50-1/80	1500	3	115	1.30/.90/.70	DS	SP	Sleeve	Open vent	4 X 5/16 X 4	2-1/2	D128	G	54
1/40	1500	1	230	.60/.70	CW	SP	Sleeve	Open vent	1/4 X 2-2/4	2-1/2	D190	J	54

Rotation is determined by looking at shaft end

NOTES	DESCRIPTION
BOLD	Most popular stock item
45	Impedance protected
54	Air over

NOTES	DESCRIPTION
84	Motors include shaft bushing
106	Self cooled



* UL is believed to be the trademark and/or trade name of UL LLC and is not owned or controlled by Regal Rexnord Corporation.

FASCO® 3.3" DIAMETER MOTORS

GENERAL PURPOSE MOTORS

APPLICATIONS:

Used on pumps, compressors, blowers, fans and other standard industrial applications.

FEATURES:

- UL* Recognized Component
- Thermally protected

HP	RPM	SPD	VOLTS	AMPS	ROT	CAP	BRG	ENCL	SHAFT DIA & LENGTH	BODY LENGTH	STOCK NO	FIG	NOTES
1/35-1/110	1500	2	115	1.50/.50	CW	SP	Sleeve	Totally encl	1/4 X 1	2-1/2	D534	A	54
1/30-1/65	1500	2	115	1.00/.70	DS	SP	Sleeve	Totally encl	3 X 5/16 X 3	2-7/8	D137	B	54
1/30	1500	1	115	1.30	DS	SP	Sleeve	Open vent	2 X 5/16 X 2	3-1/4	D136	C	54
1/30	1500	2	115	1.30/1.00	CCW	SP	Sleeve	Open vent	5/16 X 2-1/4	2-5/8	D181	D	54
1/25	1500	1	230	.69	DS	SP	Sleeve	Open vent	2-1/4 X 5/16 X 2-1/4	3-1/4	D636	E	54
1/25	1500	1	115	1.70	CCW	SP	Sleeve	Totally encl	5/16 X 2-1/4	4-1/4	D135	F	
1/25	1500	1	115	1.65	CW	SP	Sleeve	Totally encl	5/16 X 2-5/8	4-1/2	D138	G	
1/20	1500	1	115	1.70	CW	SP	Ball	Totally encl	5/16 X 2-1/4	4-1/4	D226	H	
1/20	1500	1	115	1.80	CCW	SP	Ball	Totally encl	5/16 X 2-1/4	4-1/4	D227	F	
1/20	1500	1	115	1.80	CW	SP	Sleeve	Open vent	5/16 X 2-1/4	2-3/4	D132	I	54
1/20	1500	1	115	1.80	CCW	SP	Sleeve	Open vent	5/16 X 2-1/4	2-3/4	D133	I	54
1/20	1500	1	230	.90	CW	SP	Sleeve	Open vent	5/16 X 2-1/4	2-7/8	D188	I	54
1/20	1500	1	230	.90	CCW	SP	Sleeve	Open vent	5/16 X 2-1/4	2-7/8	D189	J	54
1/20	1500	1	115	1.70	CW	SP	Sleeve	Totally encl	5/16 X 2-1/4	4-1/4	D134	F	
1/15	1500	1	230	1.40	CW	SP	Ball	Totally encl	5/16 X 3	4-3/4	D334	H	
1/14-1/21	1500	2	115	2.50/1.50	DS	SP	Sleeve	Open vent	6-3/8 X 5/16 X 6-3/8	3-1/4	D366	K	144
1/15	1580	1	115	2.20	CW	SP	Sleeve	Totally encl	5/16 X 2-1/4	4-3/4	D234	H	
1/12	1580	1	115	2.20	CCW	SP	Sleeve	Totally encl	5/16 X 2-1/4	4-3/4	D235	H	
1/100	1550	1	115	.60	CW	SP	Sleeve	Totally encl	1/4 X 2-1/4	2-1/8	D540	L	54
1/100	1550	1	115	.60	CCW	SP	Sleeve	Totally encl	1/4 X 2-1/4	2-1/8	D541	L	54
1/100	1550	1	115	.70	CCW	SP	Sleeve	Totally encl	1/4 X 1-1/4	2-1/16	D1109	M	54
1/75	1550	1	115	.60	CCW	SP	Sleeve	Open vent	1/4 X 2-1/2	2-1/8	D370	N	
1/75	1550	1	115	.62	CW	SP	Sleeve	Open vent	1/4 X 2-1/2	2-1/8	D0540	O	

Rotation is determined by looking at shaft end

NOTES	DESCRIPTION
BOLD	Most popular stock item
54	Air over
144	For window A/C applications



* UL is believed to be the trademark and/or trade name of UL LLC and is not owned or controlled by Regal Rexnord Corporation.

FASCO® 3.3" DIAMETER MOTORS

GENERAL PURPOSE MOTORS

APPLICATIONS:

Used on pumps, compressors, blowers, fans and other standard industrial applications.

FEATURES:

- UL* Recognized Component
- Thermally protected

HP	RPM	SPD	VOLTS	AMPS	ROT	CAP	BRG	ENCL	SHAFT DIA & LENGTH	BODY LENGTH	STOCK NO	FIG	NOTES
1/50	1550	1	230	.40	CW	SP	Sleeve	Totally encl	1/4 X 2-1/4	2-1/2	D624	A	54
1/50	1550	3	115	.90	DS	SP	Sleeve	Open vent	2-1/2 X 5/16 X 1-1/8	2-13/16	D1139	B	54
1/50-1/80-1/140	1550	3	115	.90/.60/.50	CW	SP	Sleeve	Open vent	5/16 X 2-1/2	4	D1138	C	
1/40	1550	1	115	.90	DS	SP	Sleeve	Open vent	2-3/8 X 5/16 X 2-3/8	2-1/2	D0314	D	
1/40	1550	1	115	1.00	CCW	SP	Sleeve	Open vent	1/4 X 1-3/4	2-1/8	D106	E	54
1/40	1550	1	115	1.00	CCW	SP	Sleeve	Open vent	1/4 X 1-1/2	2-1/8	D105	E	54
1/40	1550	1	115	1.00	CW	SP	Sleeve	Open vent	5/16 X 4-1/8	3-1/3	D130	F	106
1/35	1550	1	115	1.32	CW	SP	Ball	Open vent	5/16 X 2-1/2	3-7/8	D1173	G	106
1/30	1550	1	115	1.30	CW	SP	Sleeve	Open vent	5/16 X 2-1/4	2-3/4	D514	H	54
1/30	1550	1	115	1.30	CCW	SP	Sleeve	Open vent	5/16 X 2-1/4	2-5/8	D515	H	54
1/30	1550	1	240	.60	CW	SP	Ball	Open vent	5/16 X 3-1/2	2-13/16	D1118	I	54
1/30-1/125	1550	2	115	1.40/.90	CW	SP	Sleeve	Open vent	5/16 X 2-1/2	2-3/4	D532	J	54
1/25	1550	1	115/230	1.30/.70	CW	SP	Sleeve	Totally encl	5/16 X 2-1/2	3-1/8	D1164	K	54
1/25	1550	2	115	1.50	CW	SP	Sleeve	Open vent	5/16 X 2	3-1/4	D332	L	54
1/25	1550	1	115	1.80	DS	SP	Sleeve	Open vent	1-7/8 X 5/16 X 1-7/8	2-7/8	D364	M	54
1/25	1550	1	115	2.00	DS	SP	Sleeve	Open vent	1-7/8 X 5/16 X 1-7/8	2-7/8	D365	N	46,54
1/25	1550	1	115	1.20	CW	SP	Sleeve	Open vent	5/16 X 1-7/8	3	D184	O	47,54
1/20	1550	1	460	.50	CW	SP	Sleeve	Open vent	5/16 X 2-1/3	2-7/8	D186	P	54
1/20	1550	1	115	1.60	CCW	SP	Sleeve	Totally encl	5/16 X 2-1/2	4-1/8	D0041	Q	
1/20	1550	1	115/230	1.53/0.76	CCW	SP	Ball	Totally encl	5/16 X 2-1/4	4-1/4	D419	R	
1/20	1550	1	115/230	1.52/0.76	CW	SP	Ball	Totally encl	5/16 X 4-1/2	4-1/4	D351	S	

Rotation is determined by looking at shaft end

NOTES	DESCRIPTION
46	Has hubs for end rings
47	Totally enclosed air over
54	Air over
106	Self cooled



* UL is believed to be the trademark and/or trade name of UL LLC and is not owned or controlled by Regal Rexnord Corporation.

FASCO

FASCO® 3.3" DIAMETER MOTORS

GENERAL PURPOSE MOTORS

APPLICATIONS:

Used on pumps, compressors, blowers, fans and other standard industrial applications.

FEATURES:

- UL * Recognized
- Thermally protected

HP	RPM	SPD	VOLTS	AMPS	ROT	CAP MFD/ VAC	BRG	ENCL	SHAFT DIA & LENGTH	BODY LENGTH	CROSS REFERENCE	STOCK NO	FIG	NOTES
1/25	1550	1	115	1.15	CW	SP	Sleeve	Open vent	5/16 X 2-1/2	3-1/2	Century® 41	D0307	A	
1/25	1550	1	115	1.70	CCW	SP	Sleeve	Open vent	5/16 X 2-1/2	2-3/4	Century 419	D0030	B	
1/25	1550	1	115	1.71	CCW	SP	Sleeve	Open vent	5/16 X 2-1/2	2-3/4	Century 351	D0314	C	
1/25	1550	3	115	1.50	CW	SP	Ball	Open vent	5/16 X 2-1/2	3-1/4	Century 563, 460, JA2R159	D0534	D	
1/25	1550	3	115	1.50	CCW	SP	Ball	Open vent	5/16 X 2-1/2	3-1/4	Century 418	D535	E	
1/25-1/30-1/40-1/50	1550	1	115	1.70	CCW	SP	Ball	Open vent	5/16 X 2-1/2	2-3/4	Century 91	D3325CCW	F	
1/25-1/30-1/40-1/50	1550	1	115	1.70	CW		Ball	Open vent	5/16 X 2-1/2	2-3/4	Century 42	D3325CW	G	
1/15	1550	1	115	2.18	CW	SP	Sleeve	Open vent	5/16 X 2-1/2	3-1/8	Century 43	D0042	H	
1/15	1550	1	115	2.18	CCW	SP	Sleeve	Open vent	5/16 X 2-1/2	3-1/8	Century 672B, 1231	D043	I	
1/15	1550	1	115/208-230	1.9/.84-.94	CCW	SP	Ball	Open vent	5/16 X 2-1/2	4-1/2	Century 672B, 1441	D671B	J	
1/15	1550	1	115/208-230	1.9/.84-.94	CW	SP	Ball	Open vent	5/16 X 2-1/2	4-1/2	Century 447	D672B	K	
1/15	1550	1	115	2.30	CW	SP	Sleeve	Totally encl	5/16 X 2-5/8	4-1/2		D238	L	49
1/12	1550	3	115	1.32	DS	SP	Sleeve	Open vent	6 X 5/16 X 6	4		D0447	M	
1/10-1/15-1/30	1550	3	115	2.7-2.1-1.7	DS	SP	Sleeve	Open vent	5-3/4 X 5/16 X 5-3/4	3-5/8		D367	N	144
1/10-1/20-1/25	1550	3	115	2.2-1.8-1.5	DS	4/370	Ball	Open vent	5-1/2 X 5/16 X 3	4-1/8		D326	O	53,144
1/8	1550	1	115/230	1.60/.080	REV	10/370	Sleeve	Open vent	5/16 X 3-1/2	5-1/2		D504	P	111
1/100-1/250	1540	1	115	.60/.40	REV	SP	Sleeve	Open vent	5/16 X 1	3-1/2		D1162	Q	54
1/25	1400/1630	1	115	1.8/1.5	CW	SP	Sleeve	Open vent	5/16 X 2-1/2	2-3/4		D0562	R	
1/60	900	3	115	1.80	CCW	SP	Sleeve	Open vent	5/16 X 2-1/2	3-3/8		D369	S	
1/160-1/120	600	1	208-240	.50	CCW	SP	Sleeve	Open vent	5/16 X 1	2-5/8		D107	T	54

Rotation is determined by looking at shaft end

NOTES	DESCRIPTION
49	Includes conduit box
53	4 MFD 370V Capacitor (similar to GE*® WJ94X306)
54	Air over

NOTES	DESCRIPTION
111	3.9" Motor dia.
144	For window A/C applications



* The following are believed to be the trademarks and/or trade names of their respective owners and are not owned or controlled by Regal Rexnord Corporation, UL/LLC and GE: General Electric Corporation.

FASCO® 3.3" DIAMETER REPLACEMENT MOTORS

FLUE EXHAUST AND DRAFT BOOSTER BLOWER MOTORS

FEATURES:

- Thermally protected
- UL* Recognized

HP	RPM	SPD	VOLTS	AMPS	ENCL	ROT	CAP	BRG	SHAFT DIA & LENGTH	BODY LENGTH	STOCK NO	FIG	NOTES
1/16	3450	1	460	.30	Open vent	CCW	Included	Ball	5/16 X 3-1/3	4-3/4	D1184	A	6
1/30	3300	1	115	1.50	Open vent	CW	SP	Sleeve	5/16 X 1-3/4	4-6/7	D1190	B	22
1/20	3300	1	115	1.50	Open vent	CW	SP	Sleeve	5/16 X 2-1/8	4	D1180	C	22
1/30	3200	1	115	1.50	Open vent	CCW	SP	Sleeve	5/16 X 2-1/3	3-1/4	D1196	D	22
1/30	3200	1	115	1.50	Open vent	CCW	SP	Sleeve	5/16 X 2-1/4	3-1/8	D1198	E	22
1/25	3200	1	115	1.75	Open vent	CW	SP	Ball	5/16 X 1-1/3	5-1/2	D1194	F	26
1/150	3000	1	115	.48	Open vent	CW	SP	Sleeve	1/4 X 1-1/2	3-1/2	D408	G	26,55,84
1/40	3000	1	115	.70	Open vent	CCW	SP	Sleeve	5/16 X 1-1/2	5-1/3	D1192	H	26
1/40	3000	1	208-230	.55	Open vent	CCW	SP	Sleeve	5/16 X 1	4-7/8	D1167	I	26
1/30	3000	1	115	1.50	Open vent	CW	SP	Sleeve	1/4 X 1-1/2	6-3/8	D454	J	26,84,115
1/30	3000	1	115	1.50	Open vent	CW	SP	Sleeve	5/16 X 2	3-5/9	D1179	C	22
1/30	3000	1	115/230	1.3-.7	Open vent	CCW	SP	Ball	1/4 X 3-7/8	6	D455	K	26,84
1/25	3000	1	115	1.20	Open vent	CCW	SP	Sleeve	5/16 X 2-1/3	2-7/8	D1193	L	22
1/15	3000	1	115/230	2.0/1.0	Totally encl	CW	SP	Ball	1/4 X 2-3/4	6-3/5	D456	M	22,26,84
1/15	3000	1	115/230	2.0/1.0	Open vent	CCW	SP	Ball	1/4 X 2-3/4	6-3/5	D457	M	22,26,84
1/12	3000	1	460	.60	Open vent	CW	SP	Ball	1/4 X 2-1/2	4-3/4	D1174	M	26
1/10	3000	1	115	1.50	Open vent	REV	Included	Ball	1/4 X 3-3/4	7-1/8	D410	N	22,26,84
1/12	3000	1	460	.60	Open vent	CCW	SP	Ball	1/4 X 2-1/2	6-8/9	D1171	M	26,84
1/10	3000	1	208-230	1.5/1.4	Open vent	CCW	SP	Sleeve	5/16 X 1	5-4/5	D1169	O	26
1/9	3000	1	230	.70	Open vent	REV	Included	Ball	1/4 X 3-3/4	6-5/8	D412	P	22,26,84
1/50	1500	1	115	1.20	Open vent	CW	SP	Ball	1/4 X 3	5-1/2	D418	Q	22,26

NOTES	DESCRIPTION
6	Has Hall effect sensor
22	Stainless steel shaft
26	Includes centrifugal switch (not sold separately)
	Drilled & tapped holes (NO. 8-32 NC) in faces of case at shaft end for mounting in various Coleman® mobile home furnace applications, also has mounting studs
55	

NOTES	DESCRIPTION
84	Motors include shaft bushing
115	Used in Economite/Mid Continent®, "E-20", LS1/Miller* gas units

FASCO



* The following are believed to be the trademarks and/or trade names of their respective owners and are not owned or controlled by Regal Rexnord Corporation. UL/LUL LLC; Coleman; Johnson Controls Co; Economite/Mid Continent; Midco International and LS1/Miller; Nortek Global HVAC.

FASCO® 3.3" DIAMETER MOTORS

MULTI-HORSEPOWER REPLACEMENT MOTORS

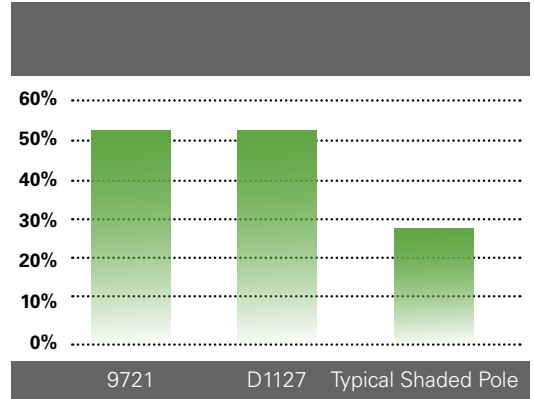
APPLICATIONS:

Replaces 1/12-1/15-1/20 horsepower permanent split capacitor and low efficient shaded pole designs.

FEATURES:

- Four studs on each end
- 40° C ambient
- Class B insulation
- UL * Recognized Component
- Low temperature (-40°F) lubrication system
- Reversing plug for easy rotation change
- Thermally protected
- Open ventilated
- Ball and sleeve bearing

**ENERGY
SAVINGS
PSC DESIGN**



\$ Less efficient shaded pole motors are often used in original equipment to reduce cost. While they do allow for small savings at time of purchase, durable savings quickly dissolve in electric bills due to today's high power costs.

STOCK NO	HP	RPM	SPD	VOLTS	AMPS	ROT	CAP	BRG	HZ	BODY LENGTH	SHAFT DIM	FIG
9721 (3-IN-1™)	1/12, 1/15, 1/20	1550	1	115/208-230	1.1/0.5	REV	Included	Ball	60/50	3-1/2	5/16 X 3	A
D1127	1/12, 1/15, 1/20	1550	1	115/230	1.1/0.6	REV	Included	Sleeve	60	3-1/2	5/16 X 3	B
EM1127	1/12-1/20	1150	1	115/230	1.1/0.60	REV	Included	Sleeve	60	3-1/3	5/16 X 3	C

NOTES	DESCRIPTION
BOLD	Most popular stock item



FIG A



FIG B



FIG C

* UL is believed to be the trademark and/or trade name of UL LLC and is not owned or controlled by Regal Rexnord Corporation.

FASCO® 3.3" DIAMETER MOTORS

REFRIGERATION FAN MOTORS

APPLICATIONS:

Designed primarily for the use in evaporators of commercial refrigeration walk-in coolers and freezers.

FEATURES:

- Thermally protected
- Single speed
- Extended hubs with rubber rings for base mount

BENEFITS:

- Drop-in replacements for existing refrigeration fan motors
- Wide range of application compatibility

HP/WATTS	VOLTS	RPM	AMPS	ENCL	ROT	CAP MFD/VAC	BRG	SHAFT DIM & LENGTH	BODY LENGTH	STOCK NO	FIG	NOTES
9 Watts	115	1550	.6	TE	CCW	SP	Sleeve	HUB	2-1/8	D429	A	107,108,109,110
1/20	208-230	1550	1.1	OV	CCW	SP	Sleeve	5/16 X 2-1/2	4-1/4	D471	B	111,112
1/20	208-230	1550	1.1	OV	CCW	SP	Ball	5/16 X 2-1/2	4-1/4	D417	C	111,112
1/20	208-230	1550	.94	OV	CW	SP	Sleeve	5/16 X 2-5/8	4-1/4	D470	B	111,112
1/20	115	1550	1.9	OV	CCW	SP	Sleeve	5/16 X 2-5/8	4-1/4	D472	B	111,112
1/20	115	1550	2	OV	CCW	SP	Sleeve	5/16 X 2-5/8	4-1/4	D473	B	111,112
1/20	115/230	1550	.7/.35	TE	CW	4/370	Ball	5/16 X 1-5/8	3-1/8	D1129	D	■
1/15	460	1550	.5	OV	CCW	SP	Sleeve	5/16 X 2-1/2	4-1/3	D475	E	■ 83,111,112
1/12	208-230	1550	1.3	OV	CCW	SP	Sleeve	5/16 X 2-1/8	4-1/2	D469	F	111,112
1/15	115/208-230	1550	1.90/.84-.94	OAO	CCW	SP	Ball	5/16 X 2-1/2	4-1/2	D671B	G	
1/15	115/208-230	1550	1.90/.84-.94	OAO	CW	SP	Ball	5/16 X 2-1/2	4-1/2	D672B	H	

NOTES	DESCRIPTION
■	OEM Replacement
BOLD	Most popular stock item
107	Mounting bracket designed to match the original motor (four 8-36 drilled and tapped holes)
108	Mounting hardware included

NOTES	DESCRIPTION
109	Has 22" lead with 1/16" thick insulation
110	Three studs opposite shaft end are 8-32 on a standard 2.84" bolt circle 120° apart
111	3.9" Motor dia.
112	Includes 1/2" studs for mounting



FIG A



FIG B



FIG C



FIG D



FIG E



FIG F



FIG G



FIG H

FASCO® 4.4" DIAMETER MOTORS

GENERAL PURPOSE MOTORS

FEATURES:

- Thermally protected
- UL* Recognized component

HP	RPM	SPD	VOLTS	AMPS	ENCL	ROT	CAP	BRG	SHAFT DIA & LENGTH	BODY LENGTH	STOCK NO	FIG	NOTES
1/20	1550	3	115	2.0-1.7-1.4	Open vent	CCW	SP	Sleeve	1/2 X 2-3/4	4-1/8	D1061	A	■
1/20	1500	1	115	1.7	Open vent	CW	SP	Sleeve	5/16 X 2-1/4	2-3/4	D170	B	38
1/15	1500	1	115	2.4	Open vent	CW	SP	Sleeve	3/8 X 2-3/8	3	D116	B	
1/15-1/30	1500	2	115	2.4-1.4	Open vent	CW	SP	Sleeve	3/8 X 2-3/8	3	D118	B	
1/15	1550	1	115	2.1	Open vent	CW	SP	Ball	3/8 X 2-1/2	4-3/4	D1170	C	■
1/12	1500	1	115	3.1	Open vent	CCW	SP	Sleeve	3/8 X 2	2-3/4	D377	B	■
1/12	1500	1	115	4.0	Open vent	CW	SP	Sleeve	3/8 X 2	2-3/4	D310	B	■
1/11-1/25-1/70	1500	3	115	2.9-1.5-1.0	Open vent	CCW	SP	Ball	1/2 X 2-5/8	3-3/4	D119	D	■
1/10	1500	1	115	3.5	Open vent	CW	SP	Sleeve	3/8 X 2-7/8	3-3/8	D174	E	
1/10-1/15	1500	2	230	2.0-1.3	Open vent	CW	SP	Sleeve	3/8 X 2-1/2	3-5/8	D674	B	
1/10	1610	1	115	3.07	Open vent	CCW	SP	Sleeve	1/2 X 2-3/8	4-1/2	D1039	F	
1/8-1/20	1500	2	115	4.0-2.5	Open vent	CW	SP	Sleeve	3/8 X 2-1/2	3-5/8	D374	B	
1/15	1500	1	115	2.6	Open vent	CW	SP	Sleeve	1/2 X 5	4-1/4	D312	G	116,117
1/10	1500	1	115	3.6	Open vent	CW	SP	Sleeve	3/8 X 2-5/8	4-1/2	D112	G	117

NOTES	DESCRIPTION
■	OEM Replacement
BOLD	Most popular stock item
38	Shaft stepped down from 3/8" dia. shaft
116	External oil retainer to accommodate resilient rings and cradle base, drilled and tapped holes in case for mounting in Coleman®* applications. (2 holes each end on case OD)
117	Self-cooled for mechanical duty



FIG A



FIG B



FIG C



FIG D



FIG E



FIG F



FIG G

* The following are believed to be the trademarks and/or trade names of their respective owners and are not owned or controlled by Regal Rexnord Corporation. ULLUL LLC and Coleman: Johnson Controls Co.

FASCO® 4.4" DIAMETER MOTORS

FAN COIL AIR-CONDITIONING AND HEATING UNIT MOTORS

FEATURES:

- Thermally protected
- UL * Recognized Component

BENEFITS:

- Interchangeable with most fan coil air-conditioning or heating units

HP	RPM	SPD	VOLTS	AMPS	ENCL	ROT	CAP	BRG	SHAFT DIA & LENGTH	BODY LENGTH	STOCK NO	FIG	NOTES
1/25	1550	1	115	1.4	Open vent	DS	SP	Sleeve	7-1/4 X 3/8 X 7-1/4	2-7/8	D333	A	
1/20-1/30-1/40-1/60	1550	4	115	2.1-1.4-1.2-1.1	Open vent	DS	SP	Sleeve	8 X 1/2 X 8	3-1/4	D335	A	
1/15-1/25-1/30-1/40	1550	4	115	2.5-1.5-1.2-1.0	Open vent	CCW	SP	Sleeve	1/2 X 7-1/2	3	D117	B	
1/15	1550	1	115	2.5	Open vent	DS	SP	Sleeve	7-1/2 X 3/8 X 7-1/2	3-3/8	D329	C	
1/10-1/15-1/25	1550	3	115	3.5-2.4-1.8	Open vent	DS	SP	Sleeve	7-1/2 X 1/2 X 7-1/2	3-3/8	D236	D	
1/10-1/15-1/25	1550	3	115	3.5-2.4-1.8	Open vent	DS	SP	Sleeve	7-1/2 X 3/8 X 7-1/2	3-1/2	D336	D	
1/10-1/20-1/35	1550	3	230	1.8-1.3-1.0	Open vent	DS	SP	Sleeve	10 X 1/2 X 10	3-3/8	D635	D	
1/8-1/10-1/12-1/15	1550	4	115	4.1-2.7-2.3-1.9	Open vent	DS	SP	Sleeve	7-1/2 X 1/2 X 7-1/2	3-5/8	D337	D	
1/8-1/12	1550	2	230	2.0-1.4	Open vent	DS	SP	Sleeve	6-1/2 X 1/2 X 6-1/2	4-1/8	D339	D	
1/6-1/10-1/12-1/15	1550	4	115	5.4-3.2-2.5-2.1	Open vent	DS	SP	Sleeve	7-1/4 X 1/2 X 7-1/4	4-1/8	D338	D	
1/4	1600	1	115	7.2	Open vent	CW	SP	Sleeve	1/2 X 2-3/4	4-1/8	D1006	E	
1/12	1550	1	115/230	2.5/1.3	Totally encl	CCW	SP	Sleeve	3/8 X 3	4-1/8	D113	F	
1/12	1550	1	115/230	2.5/1.3	Totally encl	CW	SP	Sleeve	3/8 X 3	4-1/8	D114	F	
1/12	1550	1	115/230	2.5/1.3	Totally encl	CCW	SP	Sleeve	1/2 X 2	4-1/8	D115	F	

NOTES	DESCRIPTION
BOLD	Most popular stock item



FIG A



FIG B



FIG C



FIG D



FIG E



FIG F

* UL is believed to be the trademark and/or trade name of UL LLC and is not owned or controlled by Regal Rexnord Corporation.

FASCO® 4.4" DIAMETER MOTORS

REFRIGERATION FAN MOTORS

APPLICATIONS:

4.4" Frame motors are widely used in commercial refrigeration walk-in and beverage coolers and display cases.

FEATURES:

- Thermally protected
- UL* Recognized Component
- Reversible
- 3/8" Shaft diameter with adapter to convert to 1/2" diameter
- Weld nuts on a 3.5" B.C. for stud mount
- Extended hubs with rubber rings for base mount
- Can be operated on 50 HZ with air over applications
- Interchangeable with 4.4" and 5.0" refrigeration motors

BENEFITS:

- Drop-in replacement for existing refrigeration fan motors
- Wide array of application compatibility

HP	RPM	SPD	VOLTS	AMPS	ENCL	ROT	CAP	BRG	SHAFT DIA & LENGTH	BODY LENGTH	CROSS REFERENCE	STOCK NO	FIG
1/20	1550	1	115/208-230	2.2/1.1	Open vent	CW	SP	Sleeve	3/8 X 3-1/8	4	GE®* 2341, 2342	D484	A
1/15	1550	1	115/208-230	3.2/1.6	Open vent	CW	SP	Sleeve	3/8 X 3-1/8	4	GE 2241, 2242	D482	B
1/10	1550	1	115/208-230	4.5/2.2	Open vent	CW	SP	Sleeve	3/8 X 3-1/8	4-5/8	GE 2141, 2142	D480	C
1/20	1550	1	115/208-230	2.2/1.1	Open vent	CCW	SP	Sleeve	3/8 X 3-1/8	4	GE 2331, 2332	D485	D
1/15	1550	1	115/208-230	3.2/1.6	Open vent	CCW	SP	Sleeve	3/8 X 3-1/8	4	GE 2231, 2232	D483	E
1/10	1550	1	115/208-230	4.5/2.2	Open vent	CCW	SP	Sleeve	3/8 X 3-1/8	4-5/8	GE 2131, 2132	D481	F



FIG A



FIG B



FIG C



FIG D



FIG E



FIG F

* The following are believed to be the trademarks and/or trade names of their respective owners and are not owned or controlled by Regal Rexnord Corporation. UL/ULI LLC and GE: General Electric Corporation.

FASCO® 5.0" DIAMETER MOTORS

CONDENSER FAN AND REFRIGERATION MOTORS

FEATURES:

- 42 Frame
- UL* Recognized Component
- Ball and sleeve bearing
- Thermally protected
- Class B insulation
- Reversible

HP	RPM	SPD	VOLTS	AMPS	ENCL	ROT	CAP	BRG	SHAFT DIA & LENGTH	BODY LENGTH	CROSS REFERENCE	STOCK NO	FIG	NOTES
1/20	1550	1	115/230	0.51	AO	REV	5/370	Ball	3/8 X 3-2/7	4-1/3		D0610	A	
1/15	1550	1	115/208-230	0.62	AO	REV	3/370	Ball	3/8 X 2-2/7	4-1/3		D06123	B	
1/10	1550	1	115/230	0.97	AO	REV	5/370	Ball	3/8 X 3-2/7	4-1/2		D0614	C	
1/10	1550	1	115/208-230	2.5/1.3	OAO	REV	Included	Ball	3/8 X 3-1/8	4-1/8		D486	D	106
1/10	1550	1	115/208-230	2.7/1.4	OAO	REV	Included	Sleeve	3/8 X 3-1/8	4-7/8		D487	E	106
1/10	1550	1	115/208-230	1.9/1.0	AO	REV	Included	Sleeve	3/8 X 3-1/3	4-13/16	GE®* 2141, 2142, 2131, 2132	D474	F	54, 80
1/10	1050	1	115/230	1.15	AO	REV	5/370	Ball	3/8 X 2-2/7	4-1/2		D0608	G	
1/10	1050	1	115/208-230	2.0/1.0	OAO	REV	Included	Ball	3/8 X 3-1/8	4-7/8		D497	E	106

NOTES	DESCRIPTION
54	Open air over
80	Front endshield drilled and tapped with 4 (10-32) threads on 3.5" bolt circle
106	Self-cooled

FASCO

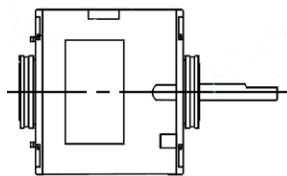


FIG A **

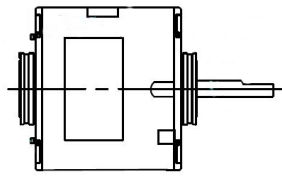


FIG B **

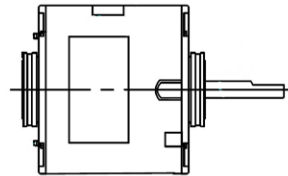


FIG C **



FIG D



FIG E



FIG F

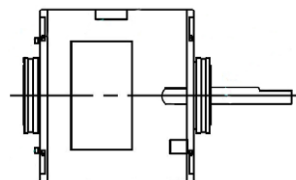


FIG G **

**Print image.
Visit our website for additional information

*The following are believed to be the trademarks and/or trade names of their respective owners and are not owned or controlled by Regal Rexnord Corporation. UL/UL LLC and GE: General Electric Corporation.

FASCO® 5.0" DIAMETER MOTORS


FAN COIL AIR-CONDITIONING AND HEATING UNIT MOTORS

FEATURES:

- 42 Frame
- Thermally protected
- Interchangeable with most fan coil air-conditioning or heating units
- UL* Recognized Component

HP	RPM	SPD	VOLTS	AMPS	ENCL	ROT	CAP	BRG	SHAFT DIA & LENGTH	BODY LENGTH	STOCK NO	FIG	NOTES
1/10-1/15-1/25-1/40	1050	4	115	2.2/1.4/1.0/.7	Open vent	REV	Included	Sleeve	1/2 X 8-1/2	3-1/4	D290	A	81,94
1/10-1/15-1/25-1/40	1050	4	115	2.2/1.4/1.0/.7	Open vent	DS	Included	Sleeve	10-3/4 X 1/2 X 10-3/4	3-1/4	D291	B	
1/10-1/20-1/25-1/35-1/50	1050	5	115	1.3/1.0/.7/.6/.5	Open vent	DS	Included	Sleeve	10-3/4 X 3/8 X 10-3/4	3-1/4	D294	B	
1/10-1/15-1/25-1/35	1050	4	208/230	1.0/.7/.4/.3	Open vent	DS	Included	Sleeve	10-3/4 X 1/2 X 10-3/4	3-1/4	D292	B	
1/10-1/12-1/20-1/10	1050	3	277	.7/.5/.4	Open vent	DS	Included	Ball	8-1/2 X 1/2 X 8-1/2	3-7/8	D277	C	94
	1075	2	460	.50	Open vent	DS	Included	Sleeve	9-5/8 X 1/2 X 9-5/8	3-1/3	D1005	D	
1/6-1/10-1/20-1/3-1/5	1050	3	115	2.8/1.8/1.0	Open vent	DS	Included	Sleeve	8-1/2 X 1/2 X 8-1/2	3-7/8	D354	C	94
	1050	2	230	2.7-1.6	Open vent	DS	Included	Sleeve	8 X 1/2 X 8	4-1/2	D245	E	94
1/6-1/8-1/10-1/12	1550	4	120	3.2/1.7/1.3/1.1	Open vent	DS	Included	Sleeve	8 X 1/2 X 8	3-5/8	D221	E	
1/25-1/40-1/50-1/8	1550	3	115	.6/.4/.3	Open vent	DS	Included	Sleeve	6-7/8 X 1/2 X 6-7/8	3	D382	E	94
	1550	1	230	1.1	Open vent	CW	Included	Sleeve	1/2 X 3	3-1/4	D1050	F	
1/8-1/10-1/15-1/20	1550	4	115	2.3/1.6/1.2/.7	Open vent	DS	Included	Sleeve	10-1/2 X 1/2 X 10-1/2	3	D347	G	
1/6-1/8-1/12-1/5-1/10	1550	3	230	1.0/.7/.5	Open vent	DS	Included	Sleeve	8 X 1/2 X 8	3-7/8	D247	H	94
	1550	2	208/230	2.8/1.3	Open vent	DS	Included	Sleeve	8 X 1/2 X 8	3-3/8	D258	C	94
	1625	1	208/230	2.3	Open vent	DS	Included	Sleeve	7-1/8 X 1/2 X 7-1/4	4-1/8	D1025	H	94

NOTES	DESCRIPTION
BOLD	Most popular stock item
81	Reversible
94	2-1/2" O.D. Rubber mouting rings Included



* UL is believed to be the trademark and/or trade name of UL LLC and is not owned or controlled by Regal Rexnord Corporation.

FASCO® 5" DIAMETER MOTORS

DIRECT DRIVE BLOWER MOTORS

FEATURES:

- 42 Frame
- Thermally protected

- UL* Recognized Component

HP	RPM	SPD	VOLTS	AMPS	ENCL	ROT	CAP MFD/VAC	BRG	SHAFT DIA & LENGTH	BODY LENGTH	STOCK NO	FIG	NOTES
1/20	1045	1	115	1.13	AO	CCWLE	5/370	Ball	3/8 X 2-2/7	3-1/3	D0975	A	
1/12	1050	1	115	0.97	AO	CCWLE	7.5/370	Ball	1/2 X 2-3/4	3-1/2	D09649	B	
1/12	1050	1	115/230	0.6	AO	CCWLE	5/370	Ball	1/2 X 3-1/2	3-1/2	D0469	C	
1/10	1050	1	115	1.65	AO	CCWLE	7.5/370	Sleeve	1/2 X 4-1/2	3	D09617	D	
1/8	1550	1	230	1.1	Open vent	REV	5/370	Sleeve	1/2 X 5	3-1/3	D264	E	
1/8	1070	1	115	5.1	Open vent	CW	SP	Sleeve	1/2 X 2-1/4	3	D1046	F	35
1/8	1050	1	230	2.1	Open vent	CW	SP	Sleeve	1/2 X 3-7/8	3-7/8	D656	G	
1/8-1/10-1/12	1050	3	115	2.75-2.0-1.75	OAO	CCWLE	5/370	Sleeve	1/2 X 3-3/4	4-1/3	D0098	H	
1/6	1550	1	208-230	1.32	AO	CWLE	7.5/370	Ball	1/2 X 3-3/8	4-3/4	D0593	I	
1/4-1/5-1/6	1050	3	115	4.1/3.2/2.5	Open vent	REV	5/370	Sleeve	1/2 X 6	4-1/8	D150	J	
1/4-1/5-1/6	1050	3	230	1.7/1.2/1.0	Open vent	REV	5/370	Sleeve	1/2 X 6	4-1/8	D151	J	
1/4-1/5-1/6-1/8	1050	4	277	1.6/1.1/.9/.7	Open vent	REV	5/370	Sleeve	1/2 X 6	4-1/8	D152	J	

UNIT HEATER MOTORS

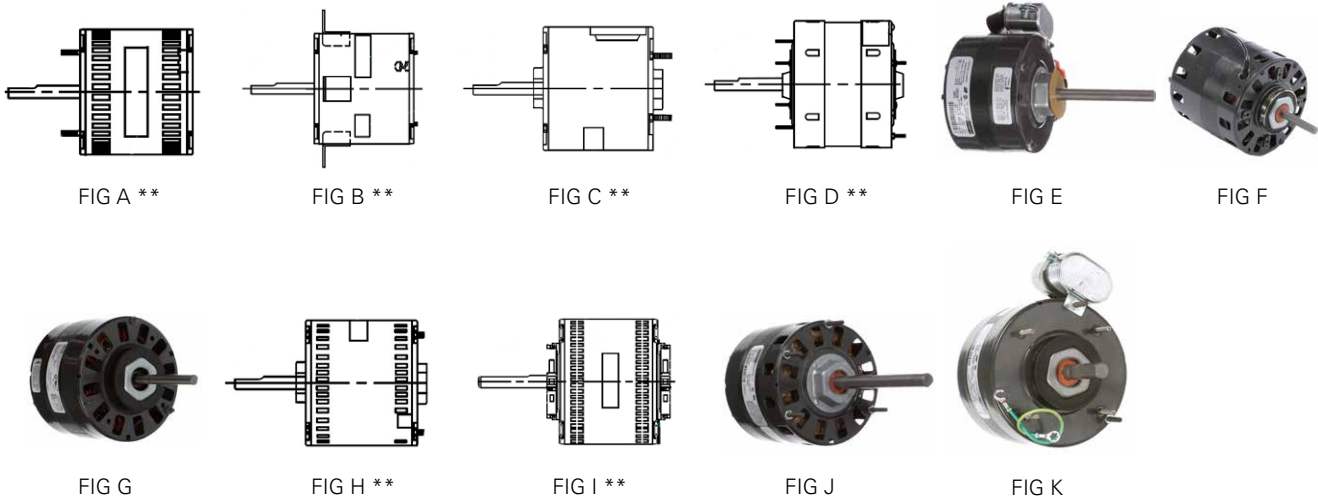
FEATURES:

- 42 Frame
- Thermally protected

- UL Recognized Component
- Interchangeable with most roof top ventilators and unit heaters

HP	RPM	SPD	VOLTS	AMPS	ENCL	ROT	CAP	BRG	SHAFT DIA & LENGTH	BODY LENGTH	STOCK NO	FIG	NOTES
1/8-1/5	1075	2	115	2.3/1.1	Totally encl	REV	4/370	Sleeve	1/2 X 3	3-5/8	D261	K	
1/6	1075	1	115	2.9	Totally encl	CW	4/370	Sleeve	1/2 X 3	3-7/8	D260	K	82

NOTES	DESCRIPTION
BOLD	Most popular stock item
35	Luxaire/Whisperaire*
82	Replacement For ITT Reznor®*



**Print image. Visit our website for additional information

* The following are believed to be the trademarks and/or trade names of their respective owners and are not owned or controlled by Regal Rexnord Corporation. UL/LUL LLC; Luxaire/Whisperaire: Westinghouse Electric Corporation; ITT Reznor: Thomas & Betts Corporation.

FASCO® 5.6" DIAMETER MOTORS

CONDENSER FAN MOTORS

SHAFT DOWN OR HORIZONTAL

FEATURES:

- 48 Frame
- Reversible
- Thermally protected
- UL* Recognized Component
- All angle mount bearings
- Closed end shield shaft end
- 40° C ambient
- Has 4 drilled and tapped holes in shell

HP	RPM	SPD	VOLTS	AMPS	ENCL	ROT	CAP MFD/VAC	BRG	SHAFT DIA & LENGTH	BODY LENGTH	STOCK NO	FIG	NOTES
1/5	1075	1	208-230	1.2	Open vent	REV	5/370	Sleeve	1/2 X 6	3-1/2	D743	A	
1/4	1075	1	208-230	2.1	Open vent	REV	5/370	Sleeve	1/2 X 6	4	D742	A	

CONDENSER FAN MOTORS

SHAFT UP OR HORIZONTAL

FEATURES:

- 48 Frame
- Reversible
- Thermally protected
- UL Recognized Component
- Includes shaft water slinger
- Closed end shield shaft end
- 60° C ambient

HP	RPM	SPD	VOLTS	AMPS	ENCL	ROT	CAP MFD/VAC	BRG	SHAFT DIA & LENGTH	BODY LENGTH	STOCK NO	FIG	NOTES
1/4	1075	1	208-230	1.7	Open vent	REV	5/370	Ball	1/2 X 6-1/2	3-3/4	D7749	B	60
1/3	1075	1	208-230	2.9	Open vent	REV	5/370	Sleeve	1/2 X 6-1/2	4-1/4	D748	C	60
1/3	1075	1	208-230	2.9	Open vent	REV	5/370	Ball	1/2 X 6-1/2	4-1/4	D7748	D	
1/2	1075	1	208-230	3.7	Open vent	REV	10/370	Ball	1/2 X 6-1/2	4-3/4	D7745	E	
3/4	1075	1	208-230	5	Open vent	REV	10/370	Sleeve	1/2 X 6-1/4	5-1/4	D929	F	

NOTES	DESCRIPTION
BOLD	Most popular stock item
60	All angle mount bearings



FIG A



FIG B



FIG C



FIG D



FIG E



FIG F

* UL is believed to be the trademark and/or trade name of UL LLC and is not owned or controlled by Regal Rexnord Corporation.

FASCO® 5.6" DIAMETER MOTORS

CONDENSER FAN MOTORS

FEATURES:

- 48 Frame
- Reversible
- 60° C ambient temperature rating
- UL* Recognized Component
- All angle mount bearings
- Thermally protected

825 RPM MOTORS

HP	RPM	SPD	VOLTS	AMPS	ENCL	ROT	CAP MFD/VAC	BRG	SHAFT DIA & LENGTH	BODY LENGTH	STOCK NO	FIG	NOTES
1/8	825	1	208-230	.90	Totally encl	REV	5/370	Ball	1/2 X 6	4	D799	A	24
1/6	825	1	208-230	1.00	Totally encl	REV	5/370	Ball	1/2 X 6	4	D793	B	126
1/6-1/8	825	1	208-230	1.00	Totally encl	REV	5/370	Ball	1/2 X 6-5/8	4	D5488	C	24
1/6	825	1	208-230	1.30	Totally encl	REV	5/370	Sleeve	1/2 X 6	4-1/3	D798	A	24
1/5	825	1	208-230	1.30	Totally encl	REV	5/370	Ball	1/2 X 6	4-1/3	D794	A	24
1/4	825	1	208-230	1.70	Totally encl	REV	5/370	Ball	1/2 X 6	4-1/3	D934	C	24
1/4	825	1	208-230	1.80	Open vent	REV	5/370	Ball	1/2 X 6	4-1/4	D792	C	24,57
1/4	825	1	208-230	1.60	Open vent	REV	5/370	Sleeve	1/2 X 6	4-1/4	D797	D	24,85
1/3	825	1	208-230	2.10	Totally encl	REV	7.5/370	Sleeve	1/2 X 6	5	D936	C	
1/3	825	1	208-230	2.60	Open vent	REV	5/370	Sleeve	1/2 X 6	5	D796	D	24,85
1/3-1/4	825	1	208-230	1.80	Totally encl	REV	7.5/370	Ball	1/2 X 6-5/8	4-3/4	D5489	C	24
1/3	825	1	208-230	2.60	Open vent	REV	5/370	Ball	1/2 X 6	5	D791	C	24,57
1/3	825	1	115	6.10	Open vent	REV	5/370	Ball	1/2 X 6	5-3/4	D795	C	57
1/2	825	1	208-230	3.50	Open vent	REV	7.5/370	Ball	1/2 X 6	5	D790	C	

1075 RPM MOTORS

HP	RPM	SPD	VOLTS	AMPS	ENCL	ROT	CAP MFD/VAC	BRG	SHAFT DIA & LENGTH	BODY LENGTH	STOCK NO	FIG	NOTES
1/8	1075	1	208-230	.90	Totally encl	REV	5/370	Sleeve	1/2 X 6-1/2	3-3/4	D919	E	24
1/6	1075	1	208-230	1	Totally encl	REV	5/370	Sleeve	1/2 X 6-1/2	3-3/4	D917	E	24
1/5	1075	1	208-230	1.2	Totally encl	REV	5/370	Sleeve	1/2 X 6-1/2	4	D906	E	24
1/4	1075	1	208-230	1.8	Totally encl	REV	5/370	Ball	1/2 X 6-1/2	4	D7909	F	24
1/4	1075	1	208-230	1.8	Totally encl	REV	5/370	Sleeve	1/2 X 6-1/2	4	D909	E	24
1/3	1075	1	208-230	2.6	Totally encl	REV	7.5/370	Ball	1/2 X 6-1/2	4-1/2	D7908	F	24
1/3	1075	1	208-230	2.4	Totally encl	REV	7.5/370	Sleeve	1/2 X 6-1/2	4-1/2	D908	E	24
1/2	1075	1	208-230	3.7	Totally encl	REV	10/370	Ball	1/2 X 6-1/2	5	D7907	F	
1/5,1/4,1/3	1075	3	208-230	2	Totally encl	REV	7.5/370	Sleeve	1/2 X 6-3/4	4-1/4	D5458	G	24
1/8,1/6	1075	2	208-230	1	Totally encl	REV	PSC	Sleeve	1/2 X 6-3/4	3-3/4	D5459	G	24

NOTES	DESCRIPTION
BOLD	Most popular stock item
24	Has 4 drilled and tapped holes in shell
57	Shaft up or horizontal applications

NOTES	DESCRIPTION
85	Shaft down or horizontal applications
126	All angle mount bearings, use rain shield when necessary



FIG A



FIG B



FIG C



FIG D



FIG E



FIG F



FIG G

* UL is believed to be the trademark and/or trade name of UL LLC and is not owned or controlled by Regal Rexnord Corporation.

FASCO® 5.6" DIAMETER MOTORS

CONDENSER FAN MOTORS

FEATURES:

- 48 Frame
- Reversible
- UL* Recognized Component
- Thermally protected

1625 RPM MOTORS

HP	RPM	SPD	VOLTS	AMPS	ENCL	ROT	CAP MFD/VAC	BRG	SHAFT DIA & LENGTH	BODY LENGTH	STOCK NO	FIG	NOTES
1/3	1625	1	208-230	2.3	Open vent	REV	5/370	Sleeve	1/2 X 7	1-1/4	D787	A	127, 146
1/2	1625	1	208-230	3.9	Open vent	REV	5/370	Sleeve	1/2 X 6	5	D788	B	127, 146
1/4	1625	1	208-230	1.5	Open vent	REV	5/370	Sleeve	1/2 X 6	4	D783	C	127

460 VOLT MOTORS

HP	RPM	SPD	VOLTS	AMPS	ENCL	ROT	CAP MFD/VAC	BRG	SHAFT DIA & LENGTH	BODY LENGTH	STOCK NO	FIG	NOTES
1/4	1075	1	460	1.1	Open vent	REV	5/370	Ball	1/2 X 6-3/8	4-1/4	D913	D	59,60,124
1/3	825	1	460	1.30	Open vent	REV	5/370	Ball	1/2 X 6	5	D960	E	124
1/3	825	1	230/460	2.70/1.40	Open vent	REV	5/370/460	Ball	1/2 X 6-3/8	5-1/4	D921	F	59,124
1/2	825	1	460	2.10	Open vent	REV	15/370	Sleeve	1/2 X 4-1/2	5-1/2	D920	G	87,124
3/4-1/2	1075	2	460	2.5/1.6	Open vent	REV	15/370	Ball	5/8 X 4-1/2	5-1/2	D915	H	59,86,90,124
1	1075	1	460	3	Open vent	REV	15/370	Ball	1/2 X 6-1/2	6	D1710	I	87,124
1-3/4	1075	1	208-230/460	1.90	Open vent	REV	25/370	Ball	5/8 X 3-1/4	6	D2852	J	87,90,124

NOTES	DESCRIPTION
59	Comes with unmounted conduit box
60	All angle mount bearings
86	Special wiring configuration. Cannot be used with SPDT switching
87	Does not come with conduit box

NOTES	DESCRIPTION
90	Keyed shaft
124	60° C ambient
127	Motor should not be used for replacements where original motor is rated below 1500 RPM
146	40° C ambient



FIG A



FIG B



FIG C



FIG D



FIG E



FIG F



FIG G



FIG H



FIG I



FIG J

* UL is believed to be the trademark and/or trade name of UL LLC and is not owned or controlled by Regal Rexnord Corporation.

FASCO® 5.6" DIAMETER MOTORS

DIRECT DRIVE FAN AND BLOWER MOTORS

FEATURES:

- 48 Frame
- Reversible
- Thermally protected
- All angle mount bearings

HP	RPM	SPD	VOLTS	AMPS	ENCL	ROT	CAP MFD/VAC	BRG	SHAFT DIA & LENGTH	BODY LENGTH	STOCK NO	FIG
1/4-1/5-1/6	1075	3	115	4.8-3.3-2.6	Open vent	REV	5/370	Sleeve	1/2 X 6	4	D721	A
1/3-1/4-1/5	1075	3	115	5.9-4.6-3.3	Open vent	REV	5/370	Sleeve	1/2 X 6	4-1/4	D727	A
1/2-1/3-1/4-1/5	1075	4	115	7.7-5.5-4.2-3.3	Open vent	REV	10/370	Sleeve	1/2 X 5-1/2	5-1/4	D701	A
3/4-1/2-1/3	1075	3	115	10.5-6.9-4.8	Open vent	REV	10/370	Sleeve	1/2 X 6	5-1/2	D728	A
1/4-1/6-1/8	1075	3	208-230	2.2-1.5-1.1	Open vent	REV	5/370	Sleeve	1/2 X 6	4	D725	B
1/3-1/4-1/5	1075	3	208-230	2.9-2.2-1.7	Open vent	REV	5/370	Sleeve	1/2 X 6	4-1/4	D923	B
1/2-1/3-1/4	1075	3	208-230	4-2.7-2	Open vent	REV	7.5/370	Sleeve	1/2 X 6	5	D703	B
1/2-1/3-1/4	825	3	277	2.3-1.6-1.3	Open vent	REV	15/370	Sleeve	1/2 X 5	5-1/3	D974	C
3/4-1/2-1/3	1075	3	208-230	5.4-3.8-2.9	Open vent	REV	10/370	Sleeve	1/2 X 6	5-1/2	D729	B

UNIT HEATER MOTOR

FEATURES:

- 48 Frame
- Reversible
- Thermally protected
- All angle mount bearings

HP	RPM	SPD	VOLTS	AMPS	ENCL	ROT	CAP	BRG	SHAFT DIA & LENGTH	BODY LENGTH	STOCK NO	FIG
1/6	1625	1	115	2	Totally encl	REV	Included	Ball	1/2 X 3-1/4	4-1/4	D736	D

NOTES	DESCRIPTION
BOLD	Most popular stock item



FIG A



FIG B



FIG C



FIG D

FASCO® NEW DRAFT INDUCER BLOWERS



NEW PRODUCT!

THE IDEAL DIRECT OEM REPLACEMENTS

Fasco has expanded the draft inducer blower line with 14 new direct OEM (Original Equipment Manufacturer) replacement models. The Fasco brand still leads the industry in direct replacement draft inducers. All designed to meet OEM specifications and are tested to match OEM performance requirements. Trusted by OEMS.

After government-mandated efficiency standards were enacted in today's furnace industry, draft inducer blowers are becoming a common replacement part. Furnaces are being designed with specific blowers, therefore it is very important to use exact replacements that match the original blower for safety.



WHY USE THE EXACT DRAFT INDUCER BLOWER THAT MATCHES THE ORIGINAL BLOWER?

- To restore the equipment to full and safe operating conditions.
- Manufacturers of "equivalent" alternatives are not privy to the details and lab testing which occurred during the OEM product development.
- It meets the OEM specifications and has been tested to match OEM performance requirements.
- Improper airflow rates can also impact the function of the pressure switches and other safety devices.
- The blower housing and impeller must be made of materials that can withstand the corrosive chemical compounds present in flue gas.
- Carbon-monoxide poisoning could take place with a compromised heat exchanger.
- Using an "equivalent" draft induced blower that is not approved by the OEM for use on the furnace system makes the furnace non-compliant with the OEM's original agency approval.
- Must be able to mount the unit correctly on OEM equipment.

BENEFITS

- Matches OEM Specifications
- Best One-for-One Replacement
- Safe and Reliable
- No Performance Risks
- One Year Warranty*

* Please reference the Regal Rexnord Terms & Conditions of sale for details regarding the limited warranty for FASCO products. See www.regalrexnord.com (Terms and Conditions of Sales).

FASCO® NEW DRAFT INDUCER BLOWERS

TRUSTED BY OEMS. NO RISK. NO WORRIES.

The direct OEM replacement draft inducer products must withstand the rigors of furnace operation producing a reliable airflow that EXACTLY matches what the Original Equipment Manufacturer (OEM) of the appliance (furnace, water heater, boiler, etc.) intended. Look for replacement draft inducer blowers built for the OEM.

STOCK NO	MOTOR DIA	VOLTS	RPM	AMPS	CAP MFD/VAC	ROT	BRG	EQUIPMENT USED IN	EQUIPMENT DESIGN	OEM	OEM MODEL NO	CROSS REFERENCE	FIG
A077	C-frame	120	3000	2.8	SP	CCWSE	Ball	90+	Single Stage	Brand G	0717M00000 0717M00000S 0171M00001S 0171M00001	70582108 70582108 70582690 70582690	A
A078	C-frame	230	3000	1.4	SP	CWSE	Ball	80+	Gas Pack	Brand G	0131G00000PS 0131G00000P	70582338 70582338	B
A076	3.3	115	3200/2000	.50	5/370	CCWSE	Ball	90+	2-Stage	Brand G	0271F00119 0271F00119S 0171M00002	70626201 70626201 70626420	C
A248	C-frame	120	3250	1.2	SP	CCWSE	Ball	80+	Single Stage	Lennox®*	103014-03 103014-03 103014-03	70581846 70581847 70581848	D
A252	3.3	115	3200/2800	.65/.30	5/370	CCWSE	Ball	90+	2-Stage	Lennox	103274-01 103274-03	70625985 70626863	E
A253	3.3	120	3300/2200	.24/.13	4/370	CCWSE	Ball	80+	2-Stage	Lennox	102701-01	70626177	F
A249	3.3	115	3400	2.35	SP	CCWSE	Ball	90+	Single Stage	Lennox	103618-01 103618-03	702112686 702113118	G
A074	3.3	115	3300	.50	6/370	CWSE	Ball	90+	2-Stage	Brand R	70-104157-03	70626337	H
A070	3.3	115	3400	2.35	SP	CWSE	Ball	90+	Single Stage	Brand R	70-104157-02	72112572	I
A277	3.3	120	3300/2600	.60/.36	5/370	CWSE	Ball	90+	2-Stage	Brand T	D345183P01 BLW01401	70626400 70626400	J
A238	C-frame	115	2750	.99	SP	CWSE	Ball	80+	Single Stage	Brand Y	5426425 348572	70581018 70581018	K
A239	C-frame	115	2750	.62	SP	CWSE	Ball	80+	Single Stage	Brand Y	5426426 5426424	70581002 70581002	L
A235	C-frame	115	3000	2.63	SP	CWSE	Ball	90+	Single Stage	Brand Y	1183211 544563 341449	70582743 70582743 70581023	M
A236	3.3	115	3300	.58	6/370	CWSE	Ball	90+	2-Stage	Brand Y	438144	70626007	N

FASCO



FIG A



FIG B



FIG C



FIG D



FIG E



FIG F



FIG G



FIG H



FIG I



FIG J



FIG K



FIG L



FIG M



FIG N

* Lennox is believed to be the trademark and/or trade name of Lennox International Inc. and is not owned or controlled by Regal Rexnord Corporation.

FASCO® CENTRIFUGAL BLOWERS

15 TO 83 FREE AIR OUTPUT BLOWERS

STOCK NO	CFM AT STATIC PRESSURE (INCHES OF WATER)										NAMEPLATE CFM	VOLTS	FREQ	SPD	RPM @ FREE AIR	AMPS @ FREE AIR	BRG	FIG	
	0.1	0.2	0.3	0.4	0.5	0.6	0.7	0.8	0.9	1									
50745-D500	6.5										15	115	60	1	3100	.20	Sleeve	A	
B30	40	37	32	22	6						45	115	60	1	3200	.59	Sleeve	B	
50747-D500	47	42	37	33	21	7						60	115	60	1	3200	.52	Sleeve	C
50747-D600	47	42	37	33	21	7						60	115	60	1	3200	.52	Sleeve	D
50747-D230	47	42	37	33	21	7						60	208-230	50/60	1	3200	.26	Sleeve	E
50747-D401	47	42	37	33	21	7						60	115	50/60	1	3200	.49	Sleeve	F
50748-D500	64	60	56	52	47	42	37				65	115	60	1	2900	.81	Sleeve	G	
50748-D700	64	60	56	52	47	42	37				65	115	60	1	2900	.74	Sleeve	H	
A063	69	65	62	57	52	42	37	30			65	230	60	1	3100	.60	Ball	I	
A069	72	67	63	60	53	52	50	43	40		69	208/230	60	1	3000	.45	Sleeve	J	
B23617	72	67	64	62	57	55	50	46	41	33	70	115/230	60	1	3000	.9/.45	Sleeve	K	
B23618	72	67	64	62	57	55	50	46	41	33	70	115/208-230	60	1	3000	.95/.45	Ball	L	
A071	70	67	63	58	57	55	51	35			71	115	60	1	2850	.70	Sleeve	M	
A073	72	69	67	63	61	57	53	48	43	37	73	115-230	50/60	1	3200	.7/.35	Ball	N	
B75	68	63	57	47	34	14					75	115	60	1	3200	.59	Sleeve	O	
A082	66	62	53	52	47	42	23				75	115	60	1	2800	.95	Sleeve	P	
A081	70	67	64	62	57	53	48	42			80	230	60	1	3100	.45	Ball	Q	
A083	71	68	66	63	59	54	47	43	37		83	230	60	1	3000	.80	Ball	R	

CFM = CUBIC FEET PER MINUTE

Visit website for outline drawing

NOTES	DESCRIPTION
BOLD	Most popular stock item



FIG A



FIG B



FIG C



FIG D



FIG E



FIG F



FIG G



FIG H



FIG I



FIG J



FIG K



FIG L



FIG M



FIG N



FIG O



FIG P



FIG Q



FIG R

FASCO® CENTRIFUGAL BLOWERS

105 TO 1000 FREE AIR OUTPUT BLOWERS

STOCK NO	CFM AT STATIC PRESSURE (INCHES OF WATER)										NAME PLATE CFM	VOLTS	FREQ	SPD	RPM @ FREE AIR	AMPS@ FREE AIR	BRG	FIG
	0.1	0.2	0.3	0.4	0.5	0.6	0.7	0.8	0.9	1								
50757-D500	80	63	45								105	115	60	1	1560	.55	Sleeve	A
A166	110	100	95	85	82	60	40	10			113	115	50/60	1	3200	1.4	Sleeve	B
50746-D500	94	87	77	67	48	18					120	115	60	1	3100	.72	Sleeve	C
A125	110	92	71								125	115	60	1	3200	1.1	Sleeve	D
50752-D500	108	105	97	93	90	83	77	65	32		135	115	50/60	1	3100	1.1	Sleeve	E
50752-D230	108	105	97	93	90	83	77	65	32		135	208-230	50/60	1	3100	.67	Sleeve	E
B160	135	130	115	100	75	20					150	115	60	1	3000	1.56	Sleeve	F
50755-D500	140	128	118	105							160	115	60	1	1600	1	Sleeve	G
50755-D230	140	128	118	105							160	208-230	50/60	1	1600	.51	Sleeve	G
B47120	180/144/112	170/140/109	165/134/106	165/130/100	150/122/90	140/117/76	130/117/87	110/72	90		180	115	60	3	1360/1100/830	1.95	Sleeve	H
A212	190	173	142	110	70	22					212	115	60	1	2500	1.25	Sleeve	I
B45227	230	212	191	175	130	27					265	115	60	1	1650	1.86	Sleeve	J
B45227-2	230	212	191	175	130	27					265	230	50/60	1	1650	.93	Sleeve	J
50756-D500	245	225	200	160							320	115	60	1	1500	1.3	Sleeve	K
50756-D230	245	225	200	160							320	230	50/60	1	1500	.65	Sleeve	K
A455	440/318	417/307	390/290	375/275	350/250	319/228	275/170	231/108	150/75	68/40	455	115	60	2	1500/1100	1.5	Sleeve	L
B45267	393/356	359/331	318/297	254/240	187/167	64/58					460	115	60	2	1600/1400	2.9	Sleeve	M
B45230	393/356	359/331	318/297	254/240	187/167	64/58					460	208-230	50/60	2	1600/1400	1.2	Sleeve	M
50769-D500	391/331	370/315	349/280	218/273	292/241	250/203	204/138	91/70	47/40		480	115	60	2	1200/1400	3.55	Sleeve	N
50769-D230	391/331	370/316	349/281	218/274	292/242	250/204	204/139	91/71	47/41		480	208-230	50/60	2	1200/1400	1.9	Sleeve	N
D9459	697	681	655	620	583	544	490	390			760	115	50/60	2	1200/1450	3.2/3.0//1.7/1.6	Sleeve	O
B68042	694	674	652	585	557	483	127	51			815	115	60	1	1100	5.6	Sleeve	P
A1000	950/-	920/-	880/-	850/799	800/750	730/700	660/640	580/500	300/260	120/120	1000	115/230	60	2	1100/1100	4-2.9/2-1.4	Sleeve	Q

CFM = CUBIC FEET PER MINUTE

Visit website for outline drawing

NOTES	DESCRIPTION
BOLD	Most popular stock item



FIG A



FIG B



FIG C



FIG D



FIG E



FIG F



FIG G



FIG H



FIG I



FIG J



FIG K



FIG L



FIG M



FIG N



FIG O



FIG P



FIG Q

FASCO® CENTRIFUGAL AND TRANSFLO BLOWERS

CENTRIFUGAL BLOWERS

64 TO 1200 FREE AIR OUTPUT BLOWERS

CFM AT STATIC PRESSURE (INCHES OF WATER)

STOCK NO	0.2	0.4	0.6	0.8	1	1.2	1.4	1.6	1.8	2	2.2	2.4	2.6	NAME PLATE CFM	VOLTS	FREQ	SPD	RPM @ FREE AIR	AMPS @ FREE AIR	BRG	FIG
A064		66	65	64	58	48	25							64	115	60	1	2400	.65	Sleeve	A
A080	78	75	72	68	63	60	47							80	115	60	1	2100	1.1	Sleeve	B
A079	85	81	77	73	65	51	22							89	115	60	1	2200	1.1	Sleeve	C
A090	86	84	78	73	66	57	24							90	115	60	1	2300	1.1	Sleeve	D
D013	76	68	59	48	24									90	115	50/60	1	2500/3000	1.05/.92	Sleeve	E
D383	74	65	57	48	19									90	115	60	1	3000	.92	Sleeve	F
A118	112	110	106	102	97	90	83	73	60	39	22	18	10	118	115	60	1	2600	1.8	Sleeve	G
B24220		140	130	120	110	45	22							135	115	50/60	1	2600	1.3	Sleeve	H
A1200	1260/ 1065	1240/ 1060	1200/ 1050	1150/ 1100	1075/ 950	1000/ 900	925/ 800	800/ 675	200/ 200					1200	115/230	60	2	1500/1400	8-6.8/4-3.4	Sleeve	I

CFM = CUBIC FEET PER MINUTE

Visit website for outline drawing

TRANSFLO BLOWERS

DIRECT DRIVE - 15 TO 215 CFM FREE AIR OUTPUT BLOWERS

CFM AT STATIC PRESSURE (INCHES OF WATER)

STOCK NO	0.1	0.2	0.3	0.4	0.5	0.6	0.7	0.8	0.9	1	NAME PLATE CFM	VOLTS	FREQ	SPD	RPM @ FREE AIR	AMPS @ FREE AIR	BRG	FIG
B22510	125	83									15	115	50/60	1	3100	1	Sleeve	J
B22505	57	22									80	115	50/60	1	3200	.55	Sleeve	K
B22508	100	60	5								105	115	60	1	1500	.70	Sleeve	L
B22507	90	40									115	115	50/60	1	3100	.85	Sleeve	M
B22513	196	70									215	115	60	1	2780	1.3	Sleeve	N

CFM = CUBIC FEET PER MINUTE

Visit website for outline drawing

OEM REPLACEMENT TRANSFLO/CROSSFLOW BLOWERS

STOCK NO	RPM	SPD	VOLTS	AMPS	ROT	CAP	BRG	DIA	CROSS REFERENCE	FIG
A980	2250	1	120	.65	CCW	SP	Sleeve	C-frame	Whirlpool®* J238-7230	O
A981	3000	1	120	.59	CCW	SP	Sleeve	C-frame	Whirlpool J238-8244,8303972	P

NOTES DESCRIPTION

BOLD Most popular stock item



FIG A



FIG B



FIG C



FIG D



FIG E



FIG F



FIG G



FIG H



FIG I



FIG J



FIG K



FIG L



FIG M



FIG N



FIG O



FIG P

*Whirlpool is believed to be the trademarks and/or trade names of Whirlpool Corporation and is not owned or controlled by Regal Rexnord Corporation.

FASCO® OEM DIRECT WATER HEATER DRAFT INDUCERS

A.O. SMITH®

STOCK NO	HP	RPM	SPD	VOLTS	AMPS	ROT	CAP	BRG	MOTOR DIA	CROSS REFERENCE	FIG
W4	1/20	3300	1	115	1.8	CCW	SP	Sleeve	3.3	7021-10910, 183381-000	A

BRADFORD WHITE**

STOCK NO	HP	RPM	SPD	VOLTS	AMPS	ROT	CAP	BRG	MOTOR DIA	CROSS REFERENCE	FIG
A977	1/12	3000	1	120	3.1	CCW	SP	Ball	3.3	119388-00, 265-45583-00	B
W11	1/12	3000	1	120	3.1	CCW	SP	Ball	3.3	7021-12654, 265-45584-00, 239-45584-00	C
W3	1/17	3000	1	115	1.8	CCW	SP	Sleeve	3.3	117524-00, 239-39785-00	D

GSW**

STOCK NO	HP	RPM	SPD	VOLTS	AMPS	ROT	CAP	BRG	MOTOR DIA	CROSS REFERENCE	FIG
W8	1/25	3200	1	115	1.3	CW	SP	Sleeve	3.3	7021-9756, 63172	E

STATE INDUSTRIES*

STOCK NO	HP	RPM	SPD	VOLTS	AMPS	ROT	CAP	BRG	MOTOR DIA	CROSS REFERENCE	FIG
W9	1/60	3000	1	115	.95	CW	SP	Sleeve	3.3	7021-10548, 0012400500	F
W10	1/20	3400	1	115	1.8	CCW	SP	Sleeve	3.3	7021-11086, 0012400540	G



FIG A



FIG B



FIG C



FIG D



FIG E



FIG F



FIG G

*All the OEM trade names and trademarks listed on this page are not owned or controlled by Regal Rexnord Corporation. The rights associated with those trade names and trademarks remain the property of their respective owners or licensees.

FASCO® OEM DIRECT REPLACEMENT MODELS

ALADDIN STEEL*

STOCK NO	HP	RPM	SPD	VOLTS	AMPS	ROT	CAP	BRG	MOTOR DIA	SHAFT DIM & LENGTH	BODY LENGTH	CROSS REFERENCE	FIG	NOTES
A120	1/40	3000	2	120	1.1	CWOLE	SP	Ball				230-1460, 7002-2983	A	130

AMANA**

STOCK NO	HP	RPM	SPD	VOLTS	AMPS	ROT	CAP MFD/ VAC	BRG	MOTOR DIA	SHAFT DIM & LENGTH	BODY LENGTH	CROSS REFERENCE	FIG	NOTES
A286	1/35	3125	1	208/230	.60	CW	SP	Sleeve	3.3			7021-9398, 11096904	B	
A160	1/30	3000	1	115	1.6	CW	SP	Sleeve	3.3			7002-2407	C	
A180	1/30	3400	1	115	1.8	CCW	SP	Ball	3.3			7021-9625, 20190601	D	
A185	1/30	3000	1	115	1.15	CW	SP	Sleeve	3.3			7021-9316, 105854-04	E	
A158	1/25	3450	1	115	.70	CW	4/250	Sleeve	3.3			7062-3151	F	
A280	1/25	3000	1	115	1.5	CW	SP	Sleeve	3.3			7021-7794, D986868	G	
A287	1/25	3000	1	115	1.15	CW	SP	Sleeve	3.3			7021-9655, 10585405	B	
A129	1/20	3250	1	115	1.95	CW	SP	Sleeve	3.3			7021-9064, 7021-9259	H	
D1056	1/20-1/30-1/40	1100	3	208-230	4-3-.2	CW	4/370	Sleeve	5	1/2 X 3	3-5/8	Amana 900 unit C61147-5, 5KCP29FK886S	I	13

AMERICAN AIR FILTER**

STOCK NO	HP	RPM	SPD	VOLTS	AMPS	ROT	CAP	BRG	MOTOR DIA	SHAFT DIM & LENGTH	BODY LENGTH	CROSS REFERENCE	FIG	NOTES
D827	1/8	700	1	115	2.5	CCW	Included	Ball	5.6	1/2 X 1/2	5-1/2	7-150444-02	J	

NOTES	DESCRIPTION
BOLD	Most popular stock item
13	Rotation is determined by viewing lug end
130	50/60 HZ



FIG A



FIG B



FIG C



FIG D



FIG E



FIG F



FIG G



FIG H



FIG I



FIG J

*All the OEM trade names and trademarks listed on this page are not owned or controlled by Regal Rexnord Corporation. The rights associated with those trade names and trademarks remain the property of their respective owners or licensees.

FASCO® OEM DIRECT REPLACEMENT MODELS

APRILAIRE®**

STOCK NO	HP	RPM	SPD	VOLTS	AMPS	ROT	CAP	BRG	MOTOR DIA	SHAFT DIM & LENGTH	BODY LENGTH	CROSS REFERENCE	FIG	NOTES
D1100	1/50	1550	1	115	1.20/0.70	CW	SP	Ball	3.3	1/4 X 1-7/8	3-5/8	7163-8633, 10002351	A	

ARKLA®**

STOCK NO	HP	RPM	SPD	VOLTS	AMPS	ROT	CAP MFD/ VAC	BRG	MOTOR DIA	SHAFT DIM & LENGTH	BODY LENGTH	CROSS REFERENCE	FIG	NOTES
D795	1/3	825	1	115	6.10	REV	5/370	Ball	5.6	1/2 X 6	5-3/4	Gas Heat Pump, K55HXSFN8042	B	

ARMSTRONG®**

STOCK NO	HP	RPM	SPD	VOLTS	AMPS	ROT	CAP	BRG	MOTOR DIA	SHAFT DIM & LENGTH	BODY LENGTH	CROSS REFERENCE	FIG	NOTES
A155	1/30	3000	1	115	1.4	CCW	SP	Ball	3.3			7021-10046	C	
D9430		3000	1	208-230	.65-.75		SP	Ball	3.3			42250-001, Century® 9430, UE® JB1N075	D	

BOHN™** (SEE CHANDLER™** HEATCRAFT™**)

STOCK NO	HP	RPM	SPD	VOLTS	AMPS	ROT	CAP	BRG	MOTOR DIA	SHAFT DIM & LENGTH	BODY LENGTH	CROSS REFERENCE	FIG	NOTES
D1124	1/20	1550	1	115	2.10	CW	SP	Sleeve	3.3	5/16 X 3	3	5KSM-59JSK143S, 5KSM-59JS5036S	E	44
D1126	1/15	1550	1	208-230	1.8/0.9	CW	SP	Sleeve	3.3	5/16 X 3	3-1/2	5KSM59L-S2262AS	E	44
D1125	1/20-1/15	1550	1	208-230	.40/.50	CCW	Included	Sleeve	3.3	5/16 X 2-5/8	3-3/4	7190-0442	F	

BROAN®**

STOCK NO	HP	RPM	SPD	VOLTS	AMPS	ROT	CAP MFD/ VAC	BRG	MOTOR DIA	SHAFT DIM & LENGTH	BODY LENGTH	CROSS REFERENCE	FIG	NOTES
K610	1/60	3000	2	115	.88-.68	CCW	SP	Sleeve	C-frame	2/9 X 1-1/3	3-1/3	Motor 30080011, Model Y2-52000	G	
D633	1/50	1400	1	120	.76	CCW	SP	Sleeve	3.3	5/16 X 1-3/8	2-1/2	Century 633, 99080274, 99080273, JA2M373, JA2C396	H	
D632	1/45	1925	1	120	1	CW	SP	Sleeve	3.3	1/4 X 1-3/8	2-3/4	Century 63299080345, JA2C229	I	
D09649	1/12	1050	1	115	0.97	CCWLE	7.5/370	Ball	5	1/2 X 2-3/4	3-1/2	99080178, D1087, 7151-3160, UE DA3E278	J	

NOTES	DESCRIPTION
BOLD	Most popular stock item

NOTES	DESCRIPTION
44	Shell Turbo 68, low temperature oil (-40F)



FIG A



FIG B



FIG C



FIG D



FIG E



FIG F



FIG G



FIG H



FIG I

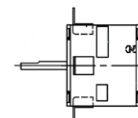


FIG J

Print image.
Visit our website for additional information

*All the OEM trade names and trademarks listed on this page are not owned or controlled by Regal Rexnord Corporation. The rights associated with those trade names and trademarks remain the property of their respective owners or licensees.

FASCO® OEM DIRECT REPLACEMENT MODELS

BROAN®*

STOCK NO	HP	RPM	SPD	VOLTS	AMPS	ROT	CAP	BRG	MOTOR DIA	SHAFT DIM & LENGTH	BODY LENGTH	CROSS REFERENCE	FIG	NOTES
K611	1/100	3000	1	115	.67	CCW	SP	Sleeve	C-frame	1/4 X 2-4/9	4-1/4	Model 162 (after 1980)	A	
K110	1/75	3000	1	115	.90	CCW	SP	Sleeve	C-frame	2/9 X 2-3/8	4-2/9	99-08-0165, 670A	B	
K612	1/65	3000	1	115	.80	CW	SP	Sleeve	C-frame	14 X 2-5/7	4-3/4	Model 162 (before 1980)	C	

BRYANT®*/BRAND C

STOCK NO	HP	RPM	SPD	VOLTS	AMPS	ROT	CAP	BRG	MOTOR DIA	SHAFT DIM & LENGTH	BODY LENGTH	CROSS REFERENCE	FIG	NOTES
D1179	1/30	3000	1	115	1.5	CW	SP	Sleeve	3.3	5/16 X 2	3-1/2	BDP* P251-2916, Franklin* 8251510360	D	
D1180	1/20	3300	1	115	1.5	CW	SP	Sleeve	3.3	5/16 X 1/8	3-5/8	HC27UE120, 580, BDP 398A, BDP P251-2307, JA1P053N	D	

BRYANT/PAYNE®*

STOCK NO	HP	RPM	SPD	VOLTS	AMPS	ROT	CAP MFD/VAC	BRG	MOTOR DIA	SHAFT DIM & LENGTH	BODY LENGTH	CROSS REFERENCE	FIG	NOTES
D847	1/8	1125	1	208-230	.90	CCW	5/370	Sleeve	5.6	1/2 X 3-1/2	3-3/4	K1543, HC35VE-230, KA55CGD-9658	E	

BUCK STOVE®*

STOCK NO	HP	RPM	SPD	VOLTS	AMPS	ROT	CAP	BRG	MOTOR DIA	SHAFT DIM & LENGTH	BODY LENGTH	CROSS REFERENCE	FIG	NOTES
D1138	1/50-1/80-1/140	1550	3	115	.90/.60/.50	CW	SP	Sleeve	3.3	5/16 X 1/2	4	R22CCW-270ZD	F	
D1139	1/50	1550	3	115	.90	CW	SP	Sleeve	3.3	2-1/2 X 5/16 X 1-1/8	2-13/16	R22CW-206MD	G	

CAMCO*

STOCK NO	HP	RPM	SPD	VOLTS	AMPS	ROT	CAP	BRG	MOTOR DIA	SHAFT DIM & LENGTH	BODY LENGTH	CROSS REFERENCE	FIG	NOTES
D1119	1/90	1550	1	240	.40	CCW	SP	Sleeve	3.3	1/4 X 1-1/2	2-1/4	JB1P04410V, Electrohome* 2868-405-173, Rotom® R302	H	

NOTES	DESCRIPTION
BOLD	Most popular stock item



FIG A



FIG B



FIG C



FIG D



FIG E



FIG F



FIG G



FIG H

*All the OEM trade names and trademarks listed on this page are not owned or controlled by Regal Rexnord Corporation. The rights associated with those trade names and trademarks remain the property of their respective owners or licensees.

FASCO® OEM DIRECT REPLACEMENT MODELS

BRAND C

STOCK NO	HP	RPM	SPD	VOLTS	AMPS	ROT	CAP MFD/VAC	BRG	MOTOR DIA	SHAFT DIM & LENGTH	BODY LENGTH	CROSS REFERENCE	FIG	NOTES
D455	1/30	3000	1	115/230	1.3/.65	CCW	SP	Ball	3.3	1/4 X 3-7/8	5-7/8		A	3,131
D1182	1/16	3450	1	208-230	.57	CCW	Included	Sleeve	3.3	5/16 X 3-1/3	4-5/9	7162-3367, HC30GB230B, K33HXCCP-915, HC30GB230	B	
D456	1/15	3000	1	115/230	2.0/1.0	CW	SP	Ball	3.3	1/4 X 2-3/4	6-1/2		C	3,131
D457	1/15	3000	1	115/230	2.0/1.0	CCW	SP	Ball	3.3	1/4 X 2-3/4	6-1/2		C	3,131
D459	1/15	3000	1	230/460	1.2-.6	CW	SP	Ball	3.3	1/4 X 3-7/8	7	HC24AU725A, JB1P044, AB1S078, JB1R039, AB1S029	D	
D1178	1/15	3450	1	208-230	.5	CW	4/370	Ball	3.3	1/4 X 2-3/4	6-3/4	HC680001, 7162-3829	E	
D1174	1/12	3000	1	460	.60	CW	SP	Ball	3.3	1/4 X 2-1/2	6-3/4	HC34AU725A, JB1P044NV, HC24AU725	F	4

CHANDLER™* (SEE BOHN™*, HEATCRAFT™*)

CHROMALOX®*

STOCK NO	HP	RPM	SPD	VOLTS	AMPS	ROT	CAP	BRG	MOTOR DIA	SHAFT DIM & LENGTH	BODY LENGTH	CROSS REFERENCE	FIG	NOTES
D1118	1/30	1500	1	240	.60	CW	SP	Ball	3.3	5/16 X 3-1/2	2-13/16	2868-811-005B, 2868-505-016, 2686-511-027A	G	

NOTES	DESCRIPTION
3	Includes shaft bushing
4	Does not have shaft bushing
131	Draft booster / flue exhaust / switch motors



FIG A



FIG B



FIG C



FIG D



FIG E



FIG F



FIG G

*All the OEM trade names and trademarks listed on this page are not owned or controlled by Regal Rexnord Corporation. The rights associated with those trade names and trademarks remain the property of their respective owners or licensees.

FASCO® OEM DIRECT REPLACEMENT MODELS

COLEMAN®*

STOCK NO	HP	RPM	SPD	VOLTS	AMPS	ROT	CAP MFD/VAC	BRG	MOTOR DIA	SHAFT DIM & LENGTH	BODY LENGTH	CROSS REFERENCE	FIG	NOTES
D408	1/150	3000	2	115	.48	CW	SP	Sleeve	3.3	1/4 X 1-1/2	5-1/2	7995-316, 7121-5906	A	
A088	1/25	3200	1	115	1.3	CW	SP	Sleeve	3.3			7021-5478	B	
D0098	1/8-1/10-1/12	1050	3	115	2.75-2.0-1.75	CCWLE	7.5/370	Ball	5	1/2 X 3-3/4	4-1/3	8865, 8845, 8665, 8635	C	

CONSOLIDATED INDUSTRIES®*

STOCK NO	HP	RPM	SPD	VOLTS	AMPS	ROT	CAP	BRG	MOTOR DIA	SHAFT DIM & LENGTH	BODY LENGTH	CROSS REFERENCE	FIG	NOTES
A128	1/50	3000	1	120	.90	CE	SP	Sleeve	3.3			7021-6376, 7021-9404	D	
D959		3300	1	115	1.05		SP	Sleeve	3.3			401570, Century® 959, JA1P082	E	
D9619		3000	1	115	1.3		SP	Sleeve	3.3			490950, 42461000, Century 9619, JA1N107	F	
D9620		3200	1	115	1.6		SP	Sleeve	3.3			422020, 4246101, Century 9620, JA1N114	G	
D0960		3000	1	115	1.5		SP	Sleeve	3.3			401450, Century 960, JA1P090	H	

COPELAND™*

STOCK NO	HP	RPM	SPD	VOLTS	AMPS	ROT	CAP MFD/VAC	BRG	MOTOR DIA	SHAFT DIM & LENGTH	BODY LENGTH	CROSS REFERENCE	FIG	NOTES
D783	1/4	1625	1	208-230	1.5	REV	5/370	Sleeve	5.6	1/2 X 6	4	3047, 050-0238-00	I	

DAY/NIGHT PAYNE®*

STOCK NO	HP	RPM	SPD	VOLTS	AMPS	ROT	CAP	BRG	MOTOR DIA	SHAFT DIM & LENGTH	BODY LENGTH	CROSS REFERENCE	FIG	NOTES
D359	1/20	1550	1	115	2.2	CW	SP	Sleeve	3.3	4 X 5/16 X 4	3-1/8	Century 359, F33HXDDK-1548	J	

NOTES	DESCRIPTION
BOLD	Most popular stock item



FIG A



FIG B

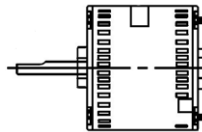


FIG C



FIG D



FIG E

Print image.
Visit our website for additional information



FIG F



FIG G



FIG H



FIG I



FIG J

*All the OEM trade names and trademarks listed on this page are not owned or controlled by Regal Rexnord Corporation. The rights associated with those trade names and trademarks remain the property of their respective owners or licensees.

FASCO® OEM DIRECT REPLACEMENT MODELS

ECONOMITE/MID-CONTINENT GAS BURNER**

STOCK NO	HP	RPM	SPD	VOLTS	AMPS	ROT	CAP	BRG	MOTOR DIA	SHAFT DIM & LENGTH	BODY LENGTH	CROSS REFERENCE	FIG	NOTES
D1151	1/40	1500	1	115	1.20	CCW	SP	Sleeve	3.3	5/16 X 3-1/4	2-3/4	AA2P026N	A	

EVCON™**

STOCK NO	HP	RPM	SPD	VOLTS	AMPS	ROT	CAP	BRG	MOTOR DIA	SHAFT DIM & LENGTH	BODY LENGTH	CROSS REFERENCE	FIG	NOTES
K629	1/85	2950	1	115	.67	CW	SP	Sleeve	C-frame	1/4 X 1-1/8	4-3/5	7012-2187	B	
A156	1/35	3000	1	115	1.1	CW	SP	Sleeve	3.3			021-8935	C	

EXCEL COMFORT®**

STOCK NO	HP	RPM	SPD	VOLTS	AMPS	ROT	CAP	BRG	MOTOR DIA	SHAFT DIM & LENGTH	BODY LENGTH	CROSS REFERENCE	FIG	NOTES
A100	1/45	2900	1	115	1.21	CW	SP	Sleeve	C-frame			7058-0280, 20093603/B	D	

FASCO

STOCK NO	HP	RPM	SPD	VOLTS	AMPS	ROT	CAP	BRG	MOTOR DIA	SHAFT DIM & LENGTH	BODY LENGTH	CROSS REFERENCE	FIG	NOTES
K102	1/200	3000	1	115	.64	CW	SP	Sleeve	C-frame	.181 X 1.5	3-1/2	Model 2435	E	
K101	1/150	3000	1	230	.58	CCW	SP	Sleeve	C-frame	.217 X 1.34	3-6/7	Model 2540, 7102-0001	F	
D1159	1/140	1550	1	115	.40	CCW	SP	Sleeve	3.3	5/16 X 1-1/8	2-1/8	7063-1845, Vent 656, Vent 293A, Vent PV7896	G	
K100	1/100	3000	1	115	.71	CW	SP	Sleeve	C-frame	.181 X 1.11	3	0648-0027 Ventilator	H	
D1160	1/100	1550	1	115	.60	CW	SP	Sleeve	3.3	5/16 X 1-1/2	2-1/8	7163-2593, 663, 668, 763, 768, 661, 761	I	
D1162	1/100-1/250	1540	1	115	.60/.40	REV	SP	Sleeve	3.3	5/16 X 1	3-1/2	7163-9806, 7163-1541, Model 659 Vent	J	
D1161	1/15-1/25	1600	1	115	2.90/2.20	CCW	SP	Sleeve	3.3	5/16 X 2	4-1/4	Several blower applications	K	
A456		3000	1	120	2.8		SP	Ball	C-frame			70582950	L	

NOTES	DESCRIPTION
BOLD	Most popular stock item



*All the OEM trade names and trademarks listed on this page are not owned or controlled by Regal Rexnord Corporation. The rights associated with those trade names and trademarks remain the property of their respective owners or licensees.

FASCO® OEM DIRECT REPLACEMENT MODELS

FEDDERS™*

STOCK NO	HP	RPM	SPD	VOLTS	AMPS	ROT	CAP MFD/VAC	BRG	MOTOR DIA	SHAFT DIM & LENGTH	BODY LENGTH	CROSS REFERENCE	FIG	NOTES
D186	1/20	1550	1	460	.50	CW	SP	Sleeve	3.3	5/16 X 2-1/3	2-7/8	Roof top A/C	A	
D0396	1/20	1450	1	208-230	.9-1.0	CCW	SP	Sleeve	3.3	5/16 X 2-1/2	3-1/4	Century® 396, S196-47-2, S196-47-3	B	
D1016	1/4	1100	1	230	2.51-1.6-1.2	CW	5/370	Sleeve	5	1/2 X 4-1/8	3-7/8	Condenser fan, S196-18-2	C	

FRANKLIN*

STOCK NO	HP	RPM	SPD	VOLTS	AMPS	ROT	CAP	BRG	MOTOR DIA	SHAFT DIM & LENGTH	BODY LENGTH	CROSS REFERENCE	FIG	NOTES
B23617		3000	1	115/230	0.90/0.45		SP	Sleeve	3.3			80270	D	
B23618		3000	1	115/208-230	0.95/0.49		SP	Sleeve	3.3			80270	E	

GENERAL ELECTRIC®*

STOCK NO	HP	RPM	SPD	VOLTS	AMPS	ROT	CAP MFD/VAC	BRG	MOTOR DIA	SHAFT DIM & LENGTH	BODY LENGTH	CROSS REFERENCE	FIG	NOTES
D1050	1/8	1550	1	230	1.1	CW	Included	Sleeve	5	1/2 X 3	3-1/4	A/C Condenser, KSP29DK1728S	F	136
D264	1/8	1550	1	230	1.1	REV	Included	Sleeve	5	1/2 X 5	3-1/4	A/C Condenser, KSP29DK1728S	F	
D2850	1-3/4	1125	1	208-230/460	3.95/2.10	CW	25/370	Ball	5.6	1/2 X 3-4/9	6-1/2	5KCP39SFL153DS, Brand T, X70671180017, X70670706010, MOT5717, MOT3771	G	14
D2851	1-3/4	1125	1	208-230/460	3.95/2.10	CW	25/370	Ball	5.6	5/8 X 3-3/4 Keyed	6-1/2	5KCP39SFL153DS, MOT9188, MOT9192, Brand T X7067165301, X70671656010	G	14

NOTES	DESCRIPTION
BOLD	Most popular stock item
14	Not a direct replacement but suitable for referenced models

NOTES	DESCRIPTION
136	Original motor is SP, D1050 is PSC to provide greater motor efficiency, permit closing shaft end of motor to prevent moisture from entering motor



FIG A



FIG B



FIG C



FIG D



FIG E



FIG F



FIG G

*All the OEM trade names and trademarks listed on this page are not owned or controlled by Regal Rexnord Corporation. The rights associated with those trade names and trademarks remain the property of their respective owners or licensees.

FASCO® OEM DIRECT REPLACEMENT MODELS

BRAND G

STOCK NO	HP	RPM	SPD	VOLTS	AMPS	ROT	CAP MFD/VAC	BRG	MOTOR DIA	CROSS REFERENCE	NEW FIG
A065	1/50	3000	1	115	1.22	CCW	SP	Ball	C-frame	013M00002P, 119276-00	A
A140	1/50	3400	1	115	1.4	CW	SP	Sleeve	3.3	7021-9087, 7021-9000	B
A162	1/50	3000	1	208-230	.50	CCW	SP	Sleeve	3.3	7021-8656	C
A079	1/50	3000	1	115	1.1	CCW	SP	Sleeve	3.3	7021-6804	D
A281	1/40	3000	1	115	.90	CW	SP	Sleeve	3.3	7021-8252, D6996405	E
A157	1/35	3000	1	115	1.3	CCW	SP	Sleeve	C-frame	7002-2307	F
A182	1/35	3125	1	115	1.2	CCW	SP	Sleeve	3.3	7002-3036, B4059000	G
A184	1/35	3125	1	115	1.55	CCW	SP	Ball	3.3	7058-0229, B40590-01	H
A181	1/30	3192	1	115	1.5	CW	SP	Ball	3.3	7058-0136, 20044403	I
A284	1/30	3000	1	208/240	.59/.5	CW	SP	Sleeve	3.3	7021-9227, D9886202	E
A189	1/24	3000	1	115	1.5	CW	SP	Sleeve	3.3	7021-7302, D9868620	J
A290	1/20	3200/2400	2	115	.70	CCW	7.5/370	Ball	3.3	7021-5015, 20245903	K
A188	1/18	3250	1	115	1.6	CW	SP	Sleeve	3.3	7021-10958, B4833000	L
A180		3400	1	115	1.8		SP	Ball	3.3	7021-9625, 20190601	M
A286		3125	1	208/230	0.6		SP	Sleeve	3.3	7021-9398, 11096904	N
A185		3000	1	115	1.15		SP	Ball	3.3	7021-9316, 105854-04	O
A280		3000	1	115	1.5		SP	Sleeve	3.3	7021-7794, D986868	P
A287		3000	1	115	1.15		SP	Sleeve	3.3	7021-9655, 10585405	N
A979		3000	2	120	3.5		SP	Ball	3.3	119351-00	Q

NOTES	DESCRIPTION
BOLD	Most popular stock item



FIG A



FIG B



FIG C



FIG D



FIG E



FIG F



FIG G



FIG H



FIG I



FIG J



FIG K



FIG L



FIG M



FIG N



FIG O



FIG P



FIG Q

FASCO® OEM DIRECT REPLACEMENT MODELS

GREENHECK FAN**

STOCK NO	HP	RPM	SPD	VOLTS	AMPS	ROT	CAP	BRG	MOTOR DIA	SHAFT DIM & LENGTH	BODY LENGTH	CROSS REFERENCE	FIG	NOTES
D1061	1/20-1/30-1/60	1500	3	115	2-1.7-1.4	CCW	SP	Sleeve	4.4	1/2 X 2-3/4	7-3/5	7108-2425	A	

HEAT N GLOW**

STOCK NO	HP	RPM	SPD	VOLTS	AMPS	ROT	CAP	BRG	MOTOR DIA	SHAFT DIM & LENGTH	BODY LENGTH	CROSS REFERENCE	FIG	NOTES
A133	1/50	3000	1	115	1.2	CCW	SP	Sleeve	C-frame			7002-1241	B	

HEATCRAFT™* (BOHN™*, CHANDLER™*)

STOCK NO	HP	RPM	SPD	VOLTS	AMPS	ROT	CAP	BRG	MOTOR DIA	SHAFT DIM & LENGTH	BODY LENGTH	CROSS REFERENCE	FIG	NOTES
D1132	1/20	1550	2	208-230	1.07/.96	CW	SP	Sleeve	3.3	5/16 X 3-1/16	3-1/16	25300201	C	
D1133	1/20	1550	1	115	1.7	CW	SP	Sleeve	3.3	5/16 X 2-5/8	3-1/16	25300101	C	
D1123	1/20-1/15	1400/1550	2	208-230	.40/.50	CCW	Included	Sleeve	3.3	1/3 X 3-3/5	3-7/8	7190-2285, 25309101	D	
D1122	1/16	1650/1300	1	208-230	.40	CW	Included	Sleeve	3.3	5/16 X 1-5/8	3-5/8	7190-2255, 25308601	E	
D1127	1/12	1550	1	115/230	1.1/.60	REV	Included	Sleeve	3.3	5/16 X 3-1/16	3-1/2		F	
9721	1/12- 1/15-1/20	1550	1	115/230	.9/.43//1.1/.49	REV	Included	Ball	3.3	5/16 X 3-1/2	3-1/2	9721	G	

HEIL-QUAKER**

STOCK NO	HP	RPM	SPD	VOLTS	AMPS	ROT	CAP MFD/VAC	BRG	MOTOR DIA	SHAFT DIM & LENGTH	BODY LENGTH	CROSS REFERENCE	FIG	NOTES
A064	1/55	3150	1	115	.70	CW	SP	Sleeve	3.3			610172, 7021-5043	H	
A148	1/50	3000	1	208-230	.50	CCW	SP	Sleeve	3.3			7021-9237	I	
A151	1/9	2800	1	230	.30	CW	SP	Sleeve	3.3			Intercity®*, HQ1050144	J	
D1071	1/6	1100	1	208-230	.99	REV	5/370	Sleeve	5	1/2 X 2-1/8	6	HQ 1052662EM, 48HXCLW-1562	K	

HERMAN NELSON*

STOCK NO	HP	RPM	SPD	VOLTS	AMPS	ROT	CAP	BRG	MOTOR DIA	SHAFT DIM & LENGTH	BODY LENGTH	CROSS REFERENCE	FIG	NOTES
D827	1/8	700	1	115	2.5	CCW	Included	Ball	5.6	1/2 X 2	5-1/2	7-150444-02	L	
D829	1/4	825	1	115	3.8	REV	Included	Sleeve	5.6	1/2 X 2	5-5/8		M	

NOTES	DESCRIPTION
BOLD	Most popular stock item



FIG A



FIG B



FIG C



FIG D



FIG E



FIG F



FIG G



FIG H



FIG I



FIG J



FIG K



FIG L



FIG M

*All the OEM trade names and trademarks listed on this page are not owned or controlled by Regal Rexnord Corporation. The rights associated with those trade names and trademarks remain the property of their respective owners or licensees.

FASCO® OEM DIRECT REPLACEMENT MODELS

HILL REFRIGERATION™*

STOCK NO	HP	RPM	SPD	VOLTS	AMPS	ROT	CAP	BRG	MOTOR DIA	SHAFT DIM & LENGTH	BODY LENGTH	CROSS REFERENCE	FIG	NOTES
UB592	5	1550	1	115	.34	CW	SP	Unit	3.3	1/4 X 20	2-7/8		A	

HUSSMAN®*

STOCK NO	HP	RPM	SPD	VOLTS	AMPS	ROT	CAP	BRG	MOTOR DIA	SHAFT DIM & LENGTH	BODY LENGTH	CROSS REFERENCE	FIG	NOTES
K114	1/500	3000	1	115	.64	CCW	SP	Sleeve	C-Frame	1/6 X 1-3/4	2-3/8	301-5734	B	17

IEC®*

STOCK NO	HP	RPM	SPD	VOLTS	AMPS	ROT	CAP MFD/VAC	BRG	MOTOR DIA	SHAFT DIM & LENGTH	BODY LENGTH	CROSS REFERENCE	FIG	NOTES
D1045	1/30	1100	3	115-127	.53	CW	Included	Sleeve	5	1/2 X 9	3-1/8	5KCP29BK8382S, S89202	C	
D1053	1/30	1075	3	265	.38	CW	3/370	Sleeve	5	1/2 X 7-1/8	3-1/3	5KCP29BK8094S, S89203	D	
D1047	1/20	1075	3	208-230	1.6	CW	5/370	Sleeve	5	1/2 X 7-1/8	3-7/8	5KCP29FK8028S, S88935	D	
D1048	1/20	1075	3	277	.50	CW	4/370	Sleeve	5	1/2 X 7-1/4	3-7/8	5KCP29FK8132S, S89205	E	
D1049	1/20	1075	3	265	.40	CW	3/370	Sleeve	5	1/2 X 7-1/8	3-7/8	5KCP29FK8388S, S89204	D	
D1041	1/15	1075	3	265	.60	CW	4/370	Sleeve	5	1/2 X 7-1/8	3-7/8	5KCP29DK8389S, S89206	D	
D1055	1/12	1375	3	115-127	1.4	DS	Included	Sleeve	5	9-1/8 X 1/2 X 9-1/2	3-1/8	5KCP29BK8383S, S89207	F	
D1059	1/6	1450	3	115-127	2.3	DS	Included	Sleeve	5	8-3/4 X 1/2 X 9	3-1/3	5KCP29DK8384S, S89208	F	
D1040	1/5	925	3	208/240	1.6	CW	6/370	Sleeve	5	1/2 X 8	4-1/3	5KCP29KK8385S, S89209	G	132
D1044	1/4	970	3	115	6	CW	12.5/370	Sleeve	5	1/2 X 8	4-1/3	5KCP29DK8387S, S89210	G	

ILG®*

STOCK NO	HP	RPM	SPD	VOLTS	AMPS	ROT	CAP	BRG	MOTOR DIA	SHAFT DIM & LENGTH	BODY LENGTH	CROSS REFERENCE	FIG	NOTES
D115	1/12	1550	1	115/230	2.5/1.3	CCW	SP	Sleeve	4.4	1/2 X 2	4-1/8	78-27-721T, 7108-2237	H	
D1039	1/10	1610	1	115	3.07	CCW	SP	Sleeve	4.4	1/2 X 2-3/8	4-1/2	78-27-611N, 7108-2171	I	

NOTES	DESCRIPTION
BOLD	Most popular stock item
17	Equipped with KFAN6046 fan blade
132	For 208V use 4.5M 370V capacitor and 240V use 6M 370V capacitor



FIG A



FIG B




FIG C



FIG D



FIG E



FIG F



FIG G



FIG H



FIG I

*All the OEM trade names and trademarks listed on this page are not owned or controlled by Regal Rexnord Corporation. The rights associated with those trade names and trademarks remain the property of their respective owners or licensees.

FASCO® OEM DIRECT REPLACEMENT MODELS

INTERCITY PRODUCTS®*

STOCK NO	HP	RPM	SPD	VOLTS	AMPS	ROT	CAP MFD/VAC	BRG	MOTOR DIA	CROSS REFERENCE	FIG	NOTES
A174	1/100	2350	1	115	.80	CW	SP	Sleeve	3.3	7021-9188, 1010239	A	
A301	1/100	2350	1	115	.80	CW	SP	Sleeve	3.3	7021-9498, 1010239P	A	
A151	1/90	2800	1	230	.30	CW	SP	Sleeve	3.3	Heil Quaker®* HQ1050144	B	
A051	1/60	3000	1	115	1.6	CW	SP	Ball	C-frame	1013833, J238-1393	C	
A141	1/60	2800	1	115	1	CW	SP	Ball	3.3	7021-8741, 7021-8742	A	
A179	1/60	3300	1	115	.90	CW	SP	Sleeve	3.3	7021-8693, 1006168P	D	
A148	1/50	3000	1	208-230	.50	CCW	SP	Sleeve	3.3	7021-7617, 7021-9237	E	
D1167	1/40	3000	1	208-230	.55	CCW	SP	Sleeve	3.3	1708-518, 7121-5854	F	
A172	1/35	3000	1	115	1.6	CW	SP	Ball	C-frame	7002-2792, 1010975P, 7002-2633	G	
A178	1/30	3400	1	115	1.8	CW	SP	Ball	3.3	7021-10928, 1013388FA	H	
A306	1/30	3350/2900	2	208-230	.30	CCW	3/370	Sleeve	3.3	7062-4532, 1097245	I	130
A134	1/25	3060	1	115	1.5	CW	SP	Sleeve	3.3	7021-9335, 7021-8735, 7021-9499, 7021-8736, 7021-7700	J	
A145	1/25	3450	1	115	.70	CCW	4/250	Ball	3.3	7062-4061	K	
A169	1/25	2800	1	230	.75	CW	SP	Sleeve	3.3	7021-10048, 021-10580	L	
A170	1/25	3400	1	115	2.3	CCW	SP	Ball	3.3	7021-10702, 7021-10299	M	
A171	1/25	3450	1	115	.70	CCW	Included	Ball	3.3	7062-4783, 1011412, 7062-4705, 7062-4274, 7062-4201, 7062-4549	N	
A176	1/25	3100	1	115	2.2	CW	SP	Ball	C-frame	7002-2946, 1011899, 7002-3071, 1011899P	O	

NOTES	DESCRIPTION
BOLD	Most popular stock item
130	50/60 HZ



FIG A



FIG B



FIG C



FIG D



FIG E



FIG F



FIG G



FIG H



FIG I



FIG J



FIG K



FIG L



FIG M



FIG N



FIG O

*The OEM trade name and trademark listed on this page is not owned or controlled by Regal Rexnord Corporation. The rights associated with this trade name and trademark remain the property of their respective owners or licensees.

FASCO® OEM DIRECT REPLACEMENT MODELS

INTERCITY PRODUCTS®*

STOCK NO	HP	RPM	SPD	VOLTS	AMPS	ROT	CAP MFD/VAC	BRG	MOTOR DIA	SHAFT DIM & LENGTH	BODY LENGTH	CROSS REFERENCE	FIG	NOTES
A307	1/24	3450	1	115	.70	CW	4/250	Sleeve	3.3			7062-5165, 1149097, 7062-3794, 1008416P	A	
A067	1/20	3000	1	115	2.6	CW	SP	Ball	3.3			1014338, 119225-00	B	
A173	1/18	3450	1	115	.80	CCW	5/370	Ball	3.3			1011350, Alltemp®* (Rotom®) 7062-4578, 7062-4832	C	
A985		3300	1	115	2.4		SP	Ball	C-frame			7058-1124, 330701-701FA	D	
A983		3000	1	115	1.5		SP	Ball	C-frame			119290-00, 1014433, 1014529	E	

ITT REZNOR®*

STOCK NO	HP	RPM	SPD	VOLTS	AMPS	ROT	CAP	BRG	MOTOR DIA	SHAFT DIM & LENGTH	BODY LENGTH	CROSS REFERENCE	FIG	NOTES
D404	1/10	3000	1	208-230	.80	REV	Included	Ball	3.3	5/16 X 3-1/4	4-1/4	CW175-40069, 7162-0293, CCW505- 43242, 7162-0348, CCW175-44070, 7162-0294	F	54
D405	1/10	3000	1	115	1.4	REV	Included	Ball	3.3	5/16 X 3-1/4	4-1/4	CCW77162-0311, CCW175-43846, CW7162-0224, CW36860	F	

JANITROL®*

STOCK NO	HP	RPM	SPD	VOLTS	AMPS	ROT	CAP	BRG	MOTOR DIA	SHAFT DIM & LENGTH	BODY LENGTH	CROSS REFERENCE	FIG	NOTES
A079	1/50	3000	1	115	1.15	CCW	SP	Sleeve	3.3			7021-6804	G	
A073	1/40	3000	1	115-230	.7/.35	CCW	SP	Ball	3.3			82932, 8251560133	H	

JENN AIR®*

STOCK NO	HP	RPM	SPD	VOLTS	AMPS	ROT	CAP	BRG	MOTOR DIA	SHAFT DIM & LENGTH	BODY LENGTH	CROSS REFERENCE	FIG	NOTES
D1173	1/35	1550	1	115	1.32	CW	SP	Ball	3.3	5/16 X 2-1/2	3-7/8	70CR	I	
D1170	1/15	1550	1	115	2.1	CW	SP	Ball	4.4	3/8 X 2-1/2	4-3/4	80CR	J	
D377	1/12	1500	1	115	3.1	CCW	SP	Sleeve	4.4	3/8 X 2-1/2	2-3/4	7108-2101	K	

NOTES	DESCRIPTION
BOLD	Most popular stock item
54	Open air over



FIG A



FIG B



FIG C



FIG D



FIG E



FIG F



FIG G



FIG H



FIG I



FIG J



FIG K

*All the OEM trade names and trademarks listed on this page are not owned or controlled by Regal Rexnord Corporation. The rights associated with those trade names and trademarks remain the property of their respective owners or licensees.

FASCO® OEM DIRECT REPLACEMENT MODELS

JOHNSON FURNACE®*

STOCK NO	HP	RPM	SPD	VOLTS	AMPS	ROT	CAP	BRG	MOTOR DIA	SHAFT DIM & LENGTH	BODY LENGTH	CROSS REFERENCE	FIG	NOTES
A081	1/40	3000	1	230	.50	CCW	SP	Ball	3.3		3-1/2	HWC Series unit	A	
A085	1/30	3000	1	230	.70	CCW	SP	Ball	3.3			464	B	

KEEPRITE®*

STOCK NO	HP	RPM	SPD	VOLTS	AMPS	ROT	CAP	BRG	MOTOR DIA	SHAFT DIM & LENGTH	BODY LENGTH	CROSS REFERENCE	FIG	NOTES
D1243	1/20	1550	1	115	.80	CCW	Included	Sleeve	3.3	5/16 X 2-3/4	4-1/8	501899, 7164-1243, 7164-1854, R370	C	
D1245	1/20	1550	1	208-230	.30	CCW	Included	Sleeve	3.3	5/16 X 2-3/4	4	501909, 7164-1313, 7164-1853, R371	C	
D1120	1/20	1500	1	115	2.10	CW	SP	Sleeve	3.3	5/16 X 2-1/2	3-1/2	7163-8722, 1043336	D	
D1121	1/20	1550	1	208/230	1.00	CW	SP	Sleeve	3.3	5/16 X 2-1/2	3-1/2	7163-8861, 1043766	D	
D1246	1/15	1550	1	115	2.3	CCW	SP	Sleeve	4.4	3/8 X 1-3/4	3-1/2	81356, 7108-2206	E	

KRACK REFRIGERATION™*

STOCK NO	HP	RPM	SPD	VOLTS	AMPS	ROT	CAP	BRG	MOTOR DIA	SHAFT DIM & LENGTH	BODY LENGTH	CROSS REFERENCE	FIG	NOTES
D1129	1/20	1550	1	115/230	.7/.35	CW	Included	Ball	3.3	1/3 X 1-2/3	3-1/8		F	
D1158	1/20	1550	1	115/208-230	1.40/.80	CW	SP	Ball	3.3	5/16 X 1-5/8	3-5/16	Commercial refrigeration units	G	
D1189	1/20	1550	1	115/208-230	1.60/.80	CW	SP	Ball	3.3	5/16 X 1-5/8	3-1/8	11528, 11529, JB2P046N, JA2P216N, JA2P217N, JB2P047N, 8354110940, 8254111030	H	
D1156	1/15	1350/1300 1630/1550	1	115/208-230	2.2/1.2 1.9/1.0	CCW	SP	Sleeve	3.3	5/16 X 1-1/2	3-1/2	Century® 9631 & 9632, E206444, E206445, JA2Y031, KA2Y030	I	
D1157	1/15	1350/1640	1	115/208-230	1.0/.38 .66/.36	CCW	Included	Sleeve	3.3	5/16 X 1-1/2	3-1/2	Century 9633 & 9634, E206447, E206448, JE2F029, JE2F030	J	

NOTES	DESCRIPTION
BOLD	Most popular stock item



FIG A



FIG B



FIG C



FIG D



FIG E



FIG F



FIG G



FIG H



FIG I



FIG J

*All the OEM trade names and trademarks listed on this page are not owned or controlled by Regal Rexnord Corporation. The rights associated with those trade names and trademarks remain the property of their respective owners or licensees.

FASCO® OEM DIRECT REPLACEMENT MODELS

KRAMER / TRENTON®*

STOCK NO	HP	RPM	SPD	VOLTS	AMPS	ROT	CAP MFD/VAC	BRG	MOTOR DIA	SHAFT DIM & LENGTH	BODY LENGTH	CROSS REFERENCE	FIG	NOTES
D1152	1/20	1500	1	115	1.7	CW	SP	Sleeve	3.3	5/16 X 2-3/8	2-7/8	5KSM59ES2001	A	
D1154	1/20	1550	1	230	1	CW	SP	Sleeve	3.3	5/16 X 2-3/8	3-1/8	JA2R140N	A	
D0396	1/20	1450	1	208-230	.9-1.0	CCW	SP	Sleeve	3.3	5/16 X 2-1/2	3-1/4	Century® S196-47-2, 396, S196-47-3	B	
D1156	1/15	1630/1550	1	115/208-230	1.90/1.00	CW	SP	Sleeve	3.3	1/3 X 3-5/8	3-2/5		C	
D1157	1/15	1350/1640	1	115/208-230	1.00/.8/.66/.36	CW	Included	Sleeve	3.3	1/3 X 3-5/8	3-3/8		D	
D0469	1/12	1050	1	115/230	0.6	CCWLE	5/370	Ball	5	1/2 X 3-1/2	3-1/2	DA3G096, 97	E	

LARKIN COIL™* (SEE HEATCRAFT™*)

STOCK NO	HP	RPM	SPD	VOLTS	AMPS	ROT	CAP	BRG	MOTOR DIA	SHAFT DIM & LENGTH	BODY LENGTH	CROSS REFERENCE	FIG	NOTES
D1101	1/20	1500	1	115	1.9	CCW	SP	Sleeve	3.3	5/16 X 2-1/4	2-3/4	253-1194, 7163-3371	A	44
D1103	1/20	1500	1	208-230	1.15	CCW	SP	Sleeve	3.3	5/16 X 2-1/4	3	7163-3371, 252-1195	A	44

LENNOX®*

STOCK NO	HP	RPM	SPD	VOLTS	AMPS	ROT	CAP	BRG	MOTOR DIA	SHAFT DIM & LENGTH	BODY LENGTH	CROSS REFERENCE	FIG	NOTES
A322	1/70	3000	2	120	1.1	CCW	SP	Sleeve	3.3			7021-9884, 83L8201	F	
A138	1/70	3000	1	120	.70	CCW	SP	Sleeve	3.3			7021-8651, 7021-8825	G	
A219	1/65	3000	1	120	.70	CCW	SP	Sleeve	3.3			7021-9262, 88J3901	H	
A320	1/60	3000	1	115	.80	CCW	SP	Sleeve	3.3			7021-9646, 101154-01, 7021-9466	H	
A068	1/60	3000	1	120	1.15	CCW	SP	Ball	3.3			88K8401V, J238-8171	I	
A135	1/60	3000	1	120	.70	CCW	SP	Sleeve	3.3			7021-8812, 7021-8819	J	
A164	1/50	3400	1	120	.80	CCW	SP	Sleeve	3.3			7021-9563	K	

NOTES	DESCRIPTION
BOLD	Most popular stock item
44	Shell turbo 68, low temperature oil (-40° F)



FIG A



FIG B



FIG C



FIG D

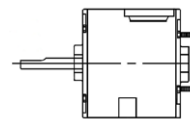


FIG E



FIG F

Print image.
Visit our website for additional information



FIG G



FIG H



FIG I



FIG J



FIG K

*All the OEM trade names and trademarks listed on this page are not owned or controlled by Regal Rexnord Corporation. The rights associated with those trade names and trademarks remain the property of their respective owners or licensees.

FASCO® OEM DIRECT REPLACEMENT MODELS

LENNOX®*

STOCK NO	HP	RPM	SPD	VOLTS	AMPS	ROT	CAP MFD/VAC	BRG	MOTOR DIA	SHAFT DIM & LENGTH	BODY LENGTH	CROSS REFERENCE	FIG	NOTES
A202	1/30	3400	1	115	1.8	CCW	SP	Ball	3.3			7021-11106, 7021-10602, 45037-001, 7021-11174	A	
D1198	1/30	3200	1	115	1.5	CCW	SP	Sleeve	3.3	5/16 X 2-1/4	3-1/8	7121-8774	B	22
A200	1/30	3000	1	115	1.95	CCW	SP	Sleeve	3.3			7002-2975, 31L5501	C	
A201	1/30	3000	1	208-230	.65	CCW	SP	Ball	3.3			7021-10055, 4144-002, 7021-10743	D	
A210	1/30	3000	2	115	1.7	CCW	SP	Ball	3.3			7021-11063, 18M6701	E	
A207	1/28	3000	1	115	1.75	CCW	SP	Ball	C-frame			7058-0217, 60M7901	F	
A208	1/28	3000	1	115	1.75	CCW	SP	Ball	C-frame			7058-0322, 60M8101	G	
A213	1/25	3200	2	115	2.1	CCW	SP	Ball	3.3			7021-10376, 18L0401	H	
A206	1/25	3000	1	115	1.5	CW	SP	Sleeve	3.3			7021-8473, 6520100/20J8901, 7021-8983	I	
A203	1/20	3400	1	115	1.8	CCW	SP	Ball	3.3			7021-10841, 49L5301	J	
A204	1/20	3400	1	115	1.8	CCW	SP	Ball	3.3			7021-11406, 83L4101	K	
A163	1/20	3400	1	115	1.8	CCW	SP	Ball	3.3			7021-9450	L	
A205	1/20	3000	1	120	.70	CCW	SP	Sleeve	3.3			7021-8372, T6-2118, 7021-9001	M	
A209	1/20	3200/2800	2	115	.80	CCW	7.5/370	Ball	3.3			7062-5441, 38M5001	N	
A211	1/15	3400	1	115	2.35	CCW	SP	Ball	3.3			7021-11634, 81M1601	O	

NOTES	DESCRIPTION
BOLD	Most popular stock item
22	Stainless steel shaft



FIG A



FIG B



FIG C



FIG D



FIG E



FIG F



FIG G



FIG H



FIG I



FIG J



FIG K



FIG L



FIG M



FIG N



FIG O

* Lennox is believed to be the trademark and/or trade name of Lennox International Inc. and is not owned or controlled by Regal Rexnord Corporation.

FASCO® OEM DIRECT REPLACEMENT MODELS

LENNOX®*

STOCK NO	HP	RPM	SPD	VOLTS	AMPS	ROT	CAP MFD/VAC	BRG	MOTOR DIA	SHAFT DIM & LENGTH	BODY LENGTH	CROSS REFERENCE	FIG	NOTES
A217	1/16	3000	1	230	.83	CCW	SP	Ball	3.3			7021-11231, 25M5501	A	
A324	1/12	3200	1	230	.44	CW	Included	Ball	3.3			7062-1909, 28G6601, 7062-1794	B	
A330	1/12	3200	1	208-230	.55	CW	Included	Ball	3.3			7062-5554, 7062-4517, 7062-4608, 7062-4083, 69M3301	C	
A331	1/10	3200	1	460	.38/.33	CW	Included	Sleeve	3.3			7062-5554, 69M3201, 7062-4051, 7062-4518, 97J8101	C	
A325	1/10	3200	1	208-230	.60	CW	Included	Ball	3.3			7062-2845, 7062-4751, 98G8701	D	
D818	1/3	825	3	115	6.80	CW	12.5/370	Sleeve	5.6	1/2 X 3	6-3/4	P-8-8325, 5KCP39PGD698S	E	
A992		3400	1	115	2.35		SP	Ball	3.3			7021-11634, 81M1601	F	

LOREN COOK®*

STOCK NO	HP	RPM	SPD	VOLTS	AMPS	ROT	CAP	BRG	MOTOR DIA	SHAFT DIM & LENGTH	BODY LENGTH	CROSS REFERENCE	FIG	NOTES
D1117	1/65	1590	1	115	.60	CW	SP	Sleeve	3.3	5/16 X 2-1/4	2-7/8	7163-7818, 615049, GC140	G	130
D1100	1/50	1550	2	115	1.20/.70	CW	SP	Sleeve	3.3	5/16 X 2-3/8	2-7/8	7173-1580, GC/GN 142/144	H	
D1104	1/50	1550	1	115	.90	DS	SP	Sleeve	3.3	2-8/9 X 5/16 X 2-8/9	3	7163-6714, 5-10	I	

MAGIC CHEF®*

STOCK NO	HP	RPM	SPD	VOLTS	AMPS	ROT	CAP MFD/VAC	BRG	MOTOR DIA	SHAFT DIM & LENGTH	BODY LENGTH	CROSS REFERENCE	FIG	NOTES
A081	1/40	3000	1	230	.50	CCW	SP	Ball	3.3			35035B001, C322P859, DE3L038, 35035B001, 322P859, DE3L038	J	22, 73
D1091	1/4	1075	1	208/230	2.2	CCW	5/370	Sleeve	5	1/2 X 2-3/4	4-1/2	Magic Chef/HWC®* series 48HWC24A, 48HWC181, 35HWC181, 60HW, 60HWC24A, 60HWC181, 48HW, 60HWC30A, 66HWC18A, 36HWC241, 66HW, 60HWC241, 66HWC181, 66HWC241, 60HWC301, 48HWC241, 66HWC301, 48HWC18A, 60HWC18A, 36HWC18A, 66HWC24A, 36HW, 36HWC24A	K	

NOTES	DESCRIPTION
BOLD	Most popular stock item
22	Stainless steel shaft
73	Replacement for Aireas®*
130	50/60 HZ



FIG A



FIG B



FIG C



FIG D



FIG E



FIG F



FIG G



FIG H



FIG I



FIG J



FIG K

*All the OEM trade names and trademarks listed on this page are not owned or controlled by Regal Rexnord Corporation. The rights associated with those trade names and trademarks remain the property of their respective owners or licensees.

FASCO® OEM DIRECT REPLACEMENT MODELS

MANITOWOC**

STOCK NO	HP	RPM	SPD	VOLTS	AMPS	ROT	CAP	BRG	MOTOR DIA	SHAFT DIM & LENGTH	BODY LENGTH	CROSS REFERENCE	FIG	NOTES
D1143	1/20	1550	1	115	.90	CCW	Included	Ball	3.3	5/16 X 2-3/4	3-11/16	2008243, 71902830	A	

MATHIESEN*

STOCK NO	HP	RPM	SPD	VOLTS	AMPS	ROT	CAP	BRG	MOTOR DIA	SHAFT DIM & LENGTH	BODY LENGTH	CROSS REFERENCE	FIG	NOTES
K161	1/50	3000	1	120	.90	CCW	SP	Sleeve	C-frame	.217 X 1.21		Aerovo®* S11000017	B	

MCQUAY**

STOCK NO	HP	RPM	SPD	VOLTS	AMPS	ROT	CAP MFD/ VAC	BRG	MOTOR DIA	SHAFT DIM & LENGTH	BODY LENGTH	CROSS REFERENCE	FIG	NOTES
D1144	1/25-1/35-1/65	1200	3	115	1.1-9-6	CW	4/370	Sleeve	3.3	3/8 X 5-3/8	4-3/4	BA2H015	C	
D1142	1/15	1500/1300	1	115/230	1.7/0.9	CW	SP	Sleeve	3.3	1/3 X 2-1/2	3-1/2	879-382562B-00	D	113
D1141	1/15-1/25-1/35	1000	3	115	1.3-1.1-9	DS	4/370	Sleeve	3.3	5-5/8 X 3/8 X 5-5/8	4-3/4	879-382563B-00	E	
D1140	1/10-1/12-1/15	1500	3	115	2.2-2.1-1-1-1.7	DS	7.5/370	Sleeve	3.3	5-5/8 X 3/8 X 5-5/8	1-3/4	879-382564B-00	E	
D915	3/4-1/2	1075	2	460	2.30/1.70	REV	15/370	Ball	5.6	5/8 X 4-1/2	5-1/3	F2417-121479, EWB48A110558AE	F	

NOTES	DESCRIPTION
BOLD	Most popular stock item
113	Bolt circle = 3.15"



FIG A



FIG B



FIG C



FIG D



FIG E



FIG F

* All the OEM trade names and trademarks listed on this page are not owned or controlled by Regal Rexnord Corporation. The rights associated with those trade names and trademarks remain the property of their respective owners or licensees.

FASCO® OEM DIRECT REPLACEMENT MODELS

MIAMI/CAREY*

STOCK NO	HP	RPM	SPD	VOLTS	AMPS	ROT	CAP	BRG	MOTOR DIA	SHAFT DIM & LENGTH	BODY LENGTH	CROSS REFERENCE	FIG	NOTES
D534	1/35-1/110	1500	1	115	1.50/50	CW	SP	Sleeve	3.3	1/4 X 1	2-1/2	12324L	A	

NORDYNE**

STOCK NO	HP	RPM	SPD	VOLTS	AMPS	ROT	CAP	BRG	MOTOR DIA	SHAFT DIM & LENGTH	BODY LENGTH	CROSS REFERENCE	FIG	NOTES
A131	1/50	3000	1	115	1.1	CW	SP	Sleeve	3.3			7021-9132, 7021-10171, 7021-10159, 7021-9661	B	
A132	1/50	3000	1	115	1.1	CW	SP	Sleeve	3.3			7021-7975, 6212850	C	
A121	1/45	3000	1	240	.50	CW	SP	Sleeve	3.3			7021-10381, 6217930	D	
A126	1/45	3000	1	115	1.8	CW	SP	Ball	3.3			7002-3158, 6219500	E	
D9623	1/40	1500	1	115	1	CW	SP	Sleeve	3.3	5/16 X 2-1/2	5-1/2	Century® 9623, JA2N218, 6210806	F	
A123	1/18	3000	1	115	1.95	CW	SP	Ball	3.3			7021-11385, 622064	G	
A122	1/17	3000	1	115	1.75	CW	SP	Sleeve	3.3			7021-11227, 6219490	H	
A124	1/15	3000	1	115	1.75	CW	SP	Sleeve	3.3			7021-11379, 6219290	I	

NOTES	DESCRIPTION
BOLD	Most popular stock item



FIG A



FIG B



FIG C



FIG D



FIG E



FIG F



FIG G



FIG H



FIG I

*All the OEM trade names and trademarks listed on this page are not owned or controlled by Regal Rexnord Corporation. The rights associated with those trade names and trademarks remain the property of their respective owners or licensees.

FASCO® OEM DIRECT REPLACEMENT MODELS

NUTONE®*

STOCK NO	HP	RPM	SPD	VOLTS	AMPS	ROT	CAP	BRG	MOTOR DIA	SHAFT DIM & LENGTH	BODY LENGTH	CROSS REFERENCE	FIG	NOTES
D540	1/100	1500	1	115	.60	CW	SP	Sleeve	3.3	1/4 X 2-1/4	2-1/8	Bathroom and kitchen vents	A	
D541	1/100	1500	1	115	.60	CCW	SP	Sleeve	3.3	1/4 X 2-1/4	2-1/8	26750 Bathroom and kitchen vents	A	
D1109	1/100	1500	1	115	.65	CCW	SP	Sleeve	3.3	1/4 X 1-1/4	2-1/16	23405, 23388	B	
D0636	1/88	1320	1	15	.85	CCW	SP	Sleeve	3.3	1/4 X 1-1/4	2	Century® 636, 30434	C	
D637	1/75	1550	1	115	.50	CW	SP	Sleeve	3.3	1/4 X 1-1/8	2-1/8	Century 637, 53581	D	
D1107	1/10	1550	1	115	3.2	CCW	SP	Ball	3.3	5/16 X 1-3/8	4	67176, 32997, JA2S034N, JB2K016N	E	

PENN VENTILATOR™*

STOCK NO	HP	RPM	SPD	VOLTS	AMPS	ROT	CAP MFD/VAC	BRG	MOTOR DIA	SHAFT DIM & LENGTH	BODY LENGTH	CROSS REFERENCE	FIG	NOTES
D0343	1/40	1050/1550	2	115	.6/1.3	CCW	SP	Sleeve	3.3	3/8 X 5-1/2	2-3/4	Century OPV343, 56343-0, JA2M414	F	
D0975	1/20	1045	1	115	1.13	CCWLE	5/370	Ball	5	3/8 X 2-2/7	3-1/3	S88-916	G	
D0746	1/12	1550/1300	2	115	1.1/7.3	CCW	Included	Sleeve	3.3	3/8 X 3-3/8	4	Century OPV746, 63746-0, JE2H057	H	
D0346	1/4	1550	2	115	2.9	CCW	Included	Sleeve	3.3	3/8 X 5-3/8	4-5/8	Century OPV346, 56346-0, JE2K077	I	

PMI FOOD EQUIPMENT/VALCUN HART*

STOCK NO	HP	RPM	SPD	VOLTS	AMPS	ROT	CAP	BRG	MOTOR DIA	SHAFT DIM & LENGTH	BODY LENGTH	CROSS REFERENCE	FIG	NOTES
A142B	1/20	3400	1	120	.70	CWSE	Included	Ball	3.3	5/16 X 1-3/4	3-5/8	7062-25313, 416673-00003	J	

NOTES	DESCRIPTION
BOLD	Most popular stock item



FIG A



FIG B



FIG C



FIG D



FIG E



FIG F

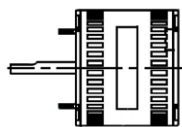


FIG G



FIG H



FIG I



FIG J

Print image.
Visit our website for additional information

*All the OEM trade names and trademarks listed on this page are not owned or controlled by Regal Rexnord Corporation. The rights associated with those trade names and trademarks remain the property of their respective owners or licensees.

FASCO® OEM DIRECT REPLACEMENT MODELS

REZNOR™*

STOCK NO	HP	RPM	SPD	VOLTS	AMPS	ROT	CAP	BRG	MOTOR DIA	SHAFT DIM & LENGTH	BODY LENGTH	CROSS REFERENCE	FIG	NOTES
D461	1/8	3200	1	480	0.32	CCW	Included	Sleeve	3.3	5/16 X 3-1/3	4-1/4	7162-0396	A	

BRAND R

STOCK NO	HP	RPM	SPD	VOLTS	AMPS	ROT	CAP MFD/VAC	BRG	MOTOR DIA	SHAFT DIM & LENGTH	BODY LENGTH	CROSS REFERENCE	FIG	NOTES
K628	1/200	3000	1	208-230	.25	CW	SP	Sleeve		1/4 X 1-1/2	5	51-21964-01, 712-0628	B	
A139	1/55	3000	1	115	.95	CW	SP	Sleeve	3.3			7021-7577	C	
A242	1/50	3400	1	115	1.36	CW	SP	Sleeve	3.3			7021-7150, 70-22436-01	D	
A240	1/50	3000	1	115	1.1	CCW	SP	Sleeve	3.3			7021-8183, 70-21496-83	E	
A079	1/50	3000	1	115	1.1	CCW	SP	Sleeve	3.3			74-70-21504-03-04, 74-70-21496-03-01, JA1M106, JA1M137, 7021- 5615, B18590000, 7021-6804, B1W24, WG94X167	F	
A090	1/50	3000	1	115	1.1	CW	SP	Sleeve	3.3			70-21496-01, 7021-5239, 7021-5715, JA1M102	G	
A247	1/40	3250/2800	2	115	.95	CW	5/250	Sleeve	3.3			7062-5519	H	
A066	1/30	3000	1	120	1.27	CW	SP	Ball				70-24157-03, 117847-00	I	
A241	1/25	3200	1	208-230	.62	CW	SP	Sleeve	3.3			7021-9567, 70-23641-81	J	
A086	1/25	3200	1	115	1.3	CW	SP	Sleeve	3.3			7021-5990, 7021-5853, 7021-7104, 7021-5239, JA1N065, JA1N062, JA1N069	K	

NOTES	DESCRIPTION
BOLD	Most popular stock item



FIG A



FIG B



FIG C



FIG D



FIG E



FIG F



FIG G



FIG H



FIG I



FIG J



FIG K

* Reznor is believed to be the trademark and/or trade name of Nortek Inc and is not owned or controlled by Regal Rexnord Corporation.



FASCO® OEM DIRECT REPLACEMENT MODELS

BRAND R

STOCK NO	HP	RPM	SPD	VOLTS	AMPS	ROT	CAP MFD/VAC	BRG	MOTOR DIA	SHAFT DIM & LENGTH	BODY LENGTH	CROSS REFERENCE	FIG	NOTES
A136	1/20	3450	1	115	.75	CW	4/370	Sleeve	3.3			7062-3861	A	
A142B	1/20	3400	1	120		CWSE	5/370	Ball	3.3	5/16 X 1-3/4	3-5/8	7062-1881	B	
A244	1/20	3300	1	208-230	.85	CCW	SP	Ball	3.3			7021-6967, 70-42241-01	C	
A246	1/20	3400/2400	2	115	.85	CW	Included	Ball	3.3			7062-3925, 70-24206-01, 7062-5272	D	
D653	1/20	3000/3430	1	230/460	1.1/.44	CW	SP	Ball	3.3	1/4 X 2-1/8	6-1/2	Century® 653, JB1R040, JB1R042	E	
A245	1/15	3000	1	208-230	.95/.85	CW	SP	Ball	3.3			7021-7490, 70-42278-02	F	
D459	1/15	3000	1	230/460	1.2-.6	CW	SP	Ball	3.3	1/4 X 3	7	HC24AU725A, JB1P044, AB1S078, JB1R039, AB1S029, S88-556	G	
D832	1/8	825	1	208-230	1.1	REV	5/370	Sleeve	5.6	1/2 X 4-3/4	4	21276-02, 21276-01, 512076-01	H	
D2840	1/5	1075	1	208-230	1.3	CW	5/370	Sleeve	5.6	1/2 X 4-1/8	3-3/4	51-21853-82	I	
A996		3000	1	120	2.1		SP	Ball	3.3			7021-11445	J	
D673		3000	1	115	0.095		SP	Sleeve	3.3			51-21504-01, Century 673	K	

RV PRODUCTS*

STOCK NO	HP	RPM	SPD	VOLTS	AMPS	ROT	CAP MFD/VAC	BRG	MOTOR DIA	SHAFT DIM & LENGTH	BODY LENGTH	CROSS REFERENCE	FIG	NOTES
D1092	1/3	1675/1080	2	115	3.4	DS	7.5/370	Sleeve	5	3-1/2 X 12 X 8	3-1/2	1468-306, 71840156, 7855MVA-A11U	L	

SEARS/WHIRLPOOL**

STOCK NO	HP	RPM	SPD	VOLTS	AMPS	ROT	CAP	BRG	MOTOR DIA	SHAFT DIM & LENGTH	BODY LENGTH	CROSS REFERENCE	FIG	NOTES
D137	1/30-1/65	1500	1	115	1-.7	DS	SP	Sleeve	3.3	3 X 5/16 X 3	2-7/8	Rangehood	M	

NOTES	DESCRIPTION
BOLD	Most popular stock item



FIG A



FIG B



FIG C



FIG D



FIG E



FIG F



FIG G



FIG H



FIG I



FIG J



FIG K



FIG L



FIG M

*All the OEM trade names and trademarks listed on this page are not owned or controlled by Regal Rexnord Corporation. The rights associated with those trade names and trademarks remain the property of their respective owners or licensees.

FASCO® OEM DIRECT REPLACEMENT MODELS

SINGER®*

STOCK NO	HP	RPM	SPD	VOLTS	AMPS	ROT	CAP	BRG	MOTOR DIA	SHAFT DIM & LENGTH	BODY LENGTH	CROSS REFERENCE	FIG	NOTES
D1167	1/40	3000	1	208-230	.55	CCW	SP	Sleeve	3.3	5/16 X 1	4-7/8	1708-518, 7121-5854	A	
D1164	1/25	1550	1	115/230	1.30/1.70	CW	SP	Sleeve	3.3	5/16 X 2-1/2	3-1/8	JA2P091N, JA2P0901N	B	
D1169	1/10	3000	1	208-230	1.5/1.4	CCW	SP	Sleeve	3.3	5/16 X 1	5-3/4	7121-4066, Comfort Maker®* 1708-507	C	

SKYMARK™*

STOCK NO	HP	RPM	SPD	VOLTS	AMPS	ROT	CAP	BRG	MOTOR DIA	SHAFT DIM & LENGTH	BODY LENGTH	CROSS REFERENCE	FIG	NOTES
A251	1/35	3000	1	208-230	1.1	CCW	SP	Sleeve	3.3			7021-9136, Mrt-136PK	D	

TAPPAN®*

STOCK NO	HP	RPM	SPD	VOLTS	AMPS	ROT	CAP	BRG	MOTOR DIA	SHAFT DIM & LENGTH	BODY LENGTH	CROSS REFERENCE	FIG	NOTES
A073	1/40	3000	1	115-230	.7/1.35	CCW	SP	Ball	3.3			Janitrol®*, SJC*, Arkl®*, Franklin*, 8251560133, 829932, 8351520243	E	

TECUMSEH®*

STOCK NO	HP	RPM	SPD	VOLTS	AMPS	ROT	CAP	BRG	MOTOR DIA	SHAFT DIM & LENGTH	BODY LENGTH	CROSS REFERENCE	FIG	NOTES
D475	1/15	1550	1	460	.50	CCW	SP	Sleeve	3.3	5/16 X 2-1/2	4-1/2	Tecumseh 810G037A47, 5KCP11FG97CS	F	
D9487	1/12	1500/1300	1	230	1.2/1.3	CW	SP	Sleeve	3.3	5/16 X 2-1/8	4-3/4	Century® 9487, TFM262, 810E026A81, F33HXDJ-3668	G	

THERMADOR (TRADEWINDS)®*

STOCK NO	HP	RPM	SPD	VOLTS	AMPS	ROT	CAP	BRG	MOTOR DIA	SHAFT DIM & LENGTH	BODY LENGTH	CROSS REFERENCE	FIG	NOTES
D1155	1/100	1085	1	115	.50	CCW	SP	Sleeve	3.3	1/4 X 1		17-09-679, VQT-90, JA2M087R	H	
D1165	1/20	1550	1	115	1.90	DS	SP	Sleeve	3.3	3-1/2 X 5/16 X 3-1/2		Tradewinds/blower motors	I	
D002	1/15	1550	1	115	2.54	CWLE	SP	Sleeve	3.3	2 X 5/16 X 2	3	Century 02, 1909-239	J	

NOTES	DESCRIPTION
BOLD	Most popular stock item



FIG A



FIG B



FIG C



FIG D



FIG E



FIG F



FIG G



FIG H



FIG I



FIG J

*All the OEM trade names and trademarks listed on this page are not owned or controlled by Regal Rexnord Corporation. The rights associated with those trade names and trademarks remain the property of their respective owners or licensees.

FASCO® OEM DIRECT REPLACEMENT MODELS

THERMAL TRANSFER*

STOCK NO	HP	RPM	SPD	VOLTS	AMPS	ROT	CAP	BRG	MOTOR DIA	SHAFT DIM & LENGTH	BODY LENGTH	CROSS REFERENCE	FIG	NOTES
D1006	1/4	1600	1	115	7.2	CW	SP	Sleeve	4.4	1/2 X 2-3/4	4-1/7	7108-6544, 66098	A	

TJERNLUND**

STOCK NO	HP	RPM	SPD	VOLTS	AMPS	ROT	CAP	BRG	MOTOR DIA	SHAFT DIM & LENGTH	BODY LENGTH	CROSS REFERENCE	FIG	NOTES
D130	1/40	1550	1	115	1.00	CW	SP	Sleeve	3.3	5/16 X 4-1/8	3-3/8	7163-6058	B	

BRAND T

STOCK NO	HP	RPM	SPD	VOLTS	AMPS	ROT	CAP	BRG	MOTOR DIA	SHAFT DIM & LENGTH	BODY LENGTH	CROSS REFERENCE	FIG	NOTES
A146	1/100	3000	2	115	1-.35	CW	SP	Sleeve	3.3			7021-7986, 7021-8925, 7002-2531	C	
A370	1/100	2920	2	208-230	.18	CCW	PSC	Ball	3.3			7062-3918, C664099P01	D	
A194	1/80	3000/1950	2	115	1/5	CW	SP	Sleeve	3.3			7021-9561, X38020420017	E	
A069	1/70	3000	1	208-240	.50	CCW	SP	Sleeve	3.3			38040252, 82252, 7021-6682	F	
A197	1/70	1500-4700	1	33-110	1	CW	3 Phase	Ball	3.3			7092-0238, 7092-0238S, D342097P01	G	
A276	1/55	3000	1	115	1	CW	SP	Sleeve	3.3			7021-9011, D330757P01	H	
A143	1/50	3000	1	115	.95	CW	SP	Sleeve	3.3			7021-8428, 7021-8013, 7021-8924, 7021-9639, 7021-9055	I	
A260	1/45	3250	1	115	1	CW	SP	Ball	C-frame			7058-0261, D342077P03	J	
A198	1/45	3000	1	115	1.75	CW	SP	Ball	C-frame			7058-0259, D342077P01	J	
A369	1/45	2800	2	208-230	.34	CCW	PSC	Ball	3.3			7062-3915, C663946P01	D	

NOTES	DESCRIPTION
BOLD	Most popular stock item



FIG A



FIG B



FIG C



FIG D



FIG E



FIG F



FIG G



FIG H



FIG I



FIG J

*All the OEM trade names and trademarks listed on this page are not owned or controlled by Regal Rexnord Corporation. The rights associated with those trade names and trademarks remain the property of their respective owners or licensees.

FASCO® OEM DIRECT REPLACEMENT MODELS

BRAND T

STOCK NO	HP	RPM	SPD	VOLTS	AMPS	ROT	CAP MFD/VAC	BRG	MOTOR DIA	SHAFT DIM & LENGTH	BODY LENGTH	CROSS REFERENCE	FIG	NOTES
A361	1/42	3000	1	115	1.6	CW	SP	Ball	C-frame			7002-2558, D330787P01	A	
A362	1/42	3000	1	115	1.6	CW	SP	Ball	3.3			7002-3273, D341663P05	B	
A192	1/40	3000	1	115	1	CCW	SP	Ball	3.3			7021-8569, X38040253057	C	
A193	1/35	3480	1	208-240	.59/5	CCW	SP	Ball	3.3			7021-8591, X38040050-01-0	D	
A150	1/35	3000	1	208-230	.50	CCW	SP	Sleeve	3.3			7021-7833, 7021-8928	E	
A373	1/35	3000	1	208-230	.60	CCW	SP	Ball	3.3			7021-9396, C665662P01	F	
A269	1/35	2500/3000	1	208-230	.58/6	CCW	SP	Ball	3.3			7021-11054, X38040363010	G	130
A196	1/25	3200	1	115	1.35	CW	SP	Sleeve	3.3			7021-11544, 7021-11544S, 7021-9065, D342094P02, 7021-9010, D330757P02	H	
A360	1/25	2700	2	115	1	CW	SP	Ball	C-frame			7002-2532, D341095P01, 7002-3274, D341663P01	B	
A274	1/24	3500	1	208-230	.28	CW	3/440	Ball	3.3			7062-3973, X38040311-01	I	130
A130	1/20	3450	1	115	.70	CW	PSC	Sleeve	3.3			7062-3956, 7062-3616, 7062-5247, 7062-5575, D330757P04, D342094P04, 7021-4004, 7062-5575, 7062-4159, 7062-4639	J	
A271	1/18	3500	2	208-230	.62	CW	6/440	Ball	3.3			7062-3969, X38040308-01	K	130

NOTES	DESCRIPTION
BOLD	Most popular stock item
130	50/60 HZ



FIG A



FIG B



FIG C



FIG D



FIG E



FIG F



FIG G



FIG H



FIG I



FIG J



FIG K

FASCO® OEM DIRECT REPLACEMENT MODELS

BRAND T

STOCK NO	HP	RPM	SPD	VOLTS	AMPS	ROT	CAP MFD/VAC	BRG	MOTOR DIA	SHAFT DIM & LENGTH	BODY LENGTH	CROSS REFERENCE	FIG	NOTES
A195	1/16	3400	1	115	1.75	CW	SP	Ball	3.3			7021-11543, 7021-11543S, X38040313070	A	
A191	1/15	3000	1	208-230	.80	CCW	SP	Sleeve	3.3			7021-6683, X38040251-01-7	B	
D1090	1/15	1100	3	115	.80	CW	5/370	Sleeve	5		10-1/2 X 1/2 X 11-1/2	MOT1877, K48HXBLA-956	C	
D1089	1/15	850	3	115	1.3	REV	4/370	Sleeve	5		1/2 X 3	5KCP39DGM458AS, K48HXCFC-1327, MOT3589, MOT3591, 7176-3020	D	
A270	1/15	3350/2800	2	208-230	.42/.50	CCW	3/370	Ball	3.3			7062-5033, X38040369010	E	130
A272	1/12	3500	2	208-230	.65	CW	6/440	Ball	3.3			7062-3971, X38040309-01	F	130
D1005	1/10	1075	2	460	.50	DS	5/370	Sleeve	5		9-5/8 X 1/2 X 9-5/8	5KCP29DK3857BT, MOT4590	G	
A273	1/8	3500	2	208-230	.62	CW	5/440	Ball	3.3			7062-3972, X38040310-01	H	130
D895	1/8	1650	1	208-230	.80	CW	4/370	Sleeve	5.6		1/2 X 1-1/2	5KCP39BGR426S, MOT6363	I	
D1050	1/8	1550	1	230	1.1	CW	4/370	Sleeve	5		1/2 X 3	WW94X236SP, WW94X936PSC	J	134
D2850	1-3/4	1125	1	208-230/460	3.95/2.10	CCW	25/370	Ball	5.6		1/2 X 3	5KCP39SFL153DS, MOT05717, X70671180017, MOT03771, MOT05717	K	14
D2851	1-3/4	1125	1	208-230/460	3.95/2.10	CCW	25/340	Ball	5.6		5/8 X 3-1/4	5KCP39SFL153DS, MOT09188, MOT09188, MOT09192, X7067165301, X70671656010	L	

NOTES	DESCRIPTION
BOLD	Most popular stock item
14	Not a direct replacement, but suitable for referenced models
130	50/60 HZ
134	Original motor is SP, D1050 is PSC to provide greater motor efficiency and permit closing shaft end of the motor, to prevent moisture from entering motor



FIG A



FIG B



FIG C



FIG D



FIG E



FIG F



FIG G



FIG H



FIG I



FIG J



FIG K



FIG L

FASCO® OEM DIRECT REPLACEMENT MODELS

20TH CENTURY*

STOCK NO	HP	RPM	SPD	VOLTS	AMPS	ROT	CAP	BRG	MOTOR DIA	SHAFT DIM & LENGTH	BODY LENGTH	CROSS REFERENCE	FIG	NOTES
A086	1/25	3200	1	115	1.3	CW	SP	Sleeve	5.6			7021-5853	A	

WEIL MCLAIN**

STOCK NO	HP	RPM	SPD	VOLTS	AMPS	ROT	CAP	BRG	MOTOR DIA	SHAFT DIM & LENGTH	BODY LENGTH	CROSS REFERENCE	FIG	NOTES
D1190	1/30	3300	1	115	1.55	CW	SP	Sleeve	3.3	5/16 X 1-3/4	4-7/8	7121-5750, JA1N0747	B	

WEST BEND/MCGRAW EDISON™**

STOCK NO	HP	RPM	SPD	VOLTS	AMPS	ROT	CAP	BRG	MOTOR DIA	SHAFT DIM & LENGTH	BODY LENGTH	CROSS REFERENCE	FIG	NOTES
D1134	1/50-1/65-1/30	1300	3	120	1.10/.80/.60	CW	SP	Sleeve	3.3	1/4 X 1-3/4	2-1/4	Portable humidifier motors	C	

WITT™**

STOCK NO	HP	RPM	SPD	VOLTS	AMPS	ROT	CAP	BRG	MOTOR DIA	SHAFT DIM & LENGTH	BODY LENGTH	CROSS REFERENCE	FIG	NOTES
D1102	1/20	1550	1	115/230	.75/.40	CW	Included	Sleeve	3.3	5/16 X 2-5/8	3-1/2	7190-2158, 8216073, 7190-2159, 8216074	D	

WILLIAMSON®**

STOCK NO	HP	RPM	SPD	VOLTS	AMPS	ROT	CAP	BRG	MOTOR DIA	SHAFT DIM & LENGTH	BODY LENGTH	CROSS REFERENCE	FIG	NOTES
A080	1/45	3000	1	115	1.1	CW	SP	Sleeve	3.3			7021-5510, 02-568, RFB6, F3670	E	
A118	1/15	3000	1	115	1.8	CW	SP	Sleeve	3.3			100,00 BTU furnace 7021-6999, 7021-7042, Leads must be modified	F	



FIG A



FIG B



FIG C



FIG D



FIG E



FIG F

*All the OEM trade names and trademarks listed on this page are not owned or controlled by Regal Rexnord Corporation. The rights associated with those trade names and trademarks remain the property of their respective owners or licensees.

FASCO® OEM DIRECT REPLACEMENT MODELS

BRAND Y

STOCK NO	HP	RPM	SPD	VOLTS	AMPS	ROT	CAP MDF/VAC	BRG	MOTOR DIA	SHAFT DIM & LENGTH	CROSS REFERENCE	FIG	NOTES
A083	1/60	3000	1	230	.80	CCW	SP	Ball	3.3		026-16232-0000, 026-20224-000, 7021-1373	A	
A063	1/56	3000	1	230	.60	CCW	SP	Ball	3.3		26-22239	B	
A221	1/40	3000	1	208-230	.55	CCW	SP	Sleeve	3.3		7021-8318, 026-30614-700, 7021-6991	C	
A144	1/40	3000	1	208-230	.50	CW	SP	Sleeve	3.3		7021-6770	D	26
A222	1/35	3000	1	115	1.05	CCW	SP	Ball	3.3		7021-8317, 026-32067-700, 7021-7481	E	
A226	1/35	3000	1	115	1.7	CW	SP	Ball	3.3		7058-0266, 7058-0266S	F	
A223	1/30	3200	1	208-230	.64	CW	SP	Sleeve	3.3		7021-10096, 026-33999-001, 7021-9656	G	
A154	1/30	3000	1	115	1.2	CW	SP	Sleeve	3.3		7021-9428	H	
A137	1/25	3450	1	115	.70	CW	4/250	Sleeve	3.3		7062-2442, 7062-3342, 062-3484	I	
A165	1/25	3450	1	115	0.7	CW	Included	Ball	3.3		7062-3958	J	
A227	1/25	3450	1	115	.70	CW	Included	Sleeve	3.3		7062-4708S, 024-27641-000, 17450, 7002-2941	K	

NOTES	DESCRIPTION
BOLD	Most popular stock item
26	Includes centrifugal switch



FIG A



FIG B



FIG C



FIG D



FIG E



FIG F



FIG G



FIG H



FIG I



FIG J



FIG K

FASCO® OEM DIRECT REPLACEMENT MODELS

BRAND Y

STOCK NO	HP	RPM	SPD	VOLTS	AMPS	ROT	CAP MFD/VAC	BRG	MOTOR DIA	SHAFT DIM & LENGTH	CROSS REFERENCE	FIG	NOTES
A228	1/25	3000	1	115	2	CW	SP	Ball	C-frame		7002-3285, 024-31957-000, 7002-2941	A	
A229	1/25	3000	1	115	1.75	CW	SP	Ball	C-frame		7058-0267S, 17499, 7058-0267	B	
A168	1/20	3450	1	115	.70	CW	Included	Ball	3.3		7062-5019	C	
A230	1/20	3450	2	115	.80	CW	Included	Sleeve	3.3		7062-5094S, 17476, 7062-5094	D	
A225	1/15	3200	1	115	2.25	CW	SP	Ball	3.3		7062-5048, 024-27654-000, 024-34558-000	E	
A234	1/12	3200	1	208-230	.50	CW	Included	Ball	3.3		7062-5155, 102529	F	
D1171	1/12	3000	1	460	.60	CCW	SP	Ball	3.3	1/4 X 2-1/2	024-24115-004, F33HXJBB3621	G	26
D1042	1/5	1075	1	208/230	1.2	DS	5/370	Sleeve	5	6-1/2 X 1/2 X 6-1/2	Cond. Fan, D1041, F47HXBGM-927	H	
D2871	1	1100	3	460	2.9	REV	25/370	Sleeve	5.6	1/2 X 3-1/2	024-21673, K55HXJFJ-2832, 5KCP39SGH13BS	I	133
A984		3000	1	115	2.63	CW	SP	Ball	C-frame		7058-1023, 341449	J	

NOTES	DESCRIPTION
BOLD	Most popular stock item
26	Includes centrifugal switch
133	Has special OEM wiring configuration. Not for general purpose 3 speed applications



FIG A



FIG B



FIG C



FIG D



FIG E



FIG F



FIG G



FIG H



FIG I



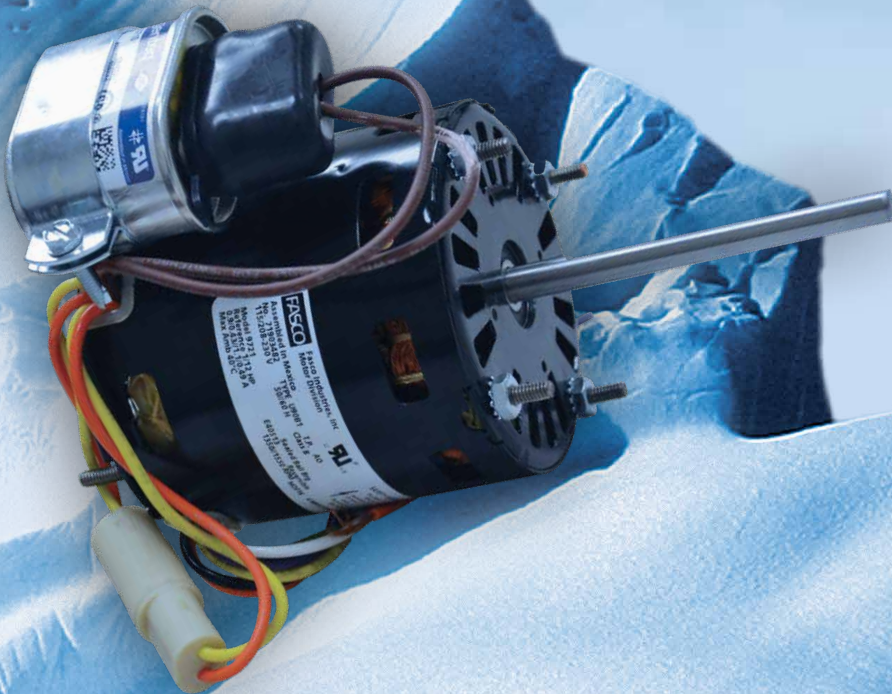
FIG J

What **if...**

you could replace many refrigeration application motors with only ONE motor?

FASCO® 3-IN-1™ REPLACEMENT MOTOR

- Model # 9721
- Direct replacement motor for walk-in cooler fan motors
- 1/12, 1/15 and 1/20 HP dual voltage
- Multi-fit and reversible





Morrill motors range from traditional PSC unit bearing motors to state-of-the-art ECM technology. The Morrill brand has a well-earned reputation for innovation in commercial refrigeration applications where high efficiency and quiet operation are critical to quality.



MORRILL MOTORS® ARKTIC® 59 MOTORS

APPLICATIONS:

Arctic 59 motors are used in the evaporator of commercial refrigeration walk-in coolers and freezers. With peak efficiencies of approximately 66%, they can be used in any air moving applications demanding high efficiency and dependability. All ratings have UL certification (E258064) and are designed for a useful life of approximately 83,720 hours.

FEATURES:

- Energy efficient ECM technology
 - Automatic torque variation
- Mounting: #10-32 1/2" stud shaft end and opposite shaft end on a 2.8" bolt circle
 - Power cord with standard straight two-pin molded plug
- Shaft: 5/16" single shaft with single flat is standard
- Temp Ranges:
 - Operating temp: -40° C to +25° C ambient
 - Storage temp: -40° C to +80° C ambient

BENEFITS:

- Low power consumption for maximum operational efficiency
- Constant rotational speed for functional consistency
- Wide array of application compatibility
- Drop-in replacement for existing shaded pole and PSC evaporator cooler motors

HP	RPM	SPD	VOLTS	AMPS	ROT (OSE)	BRG	ENCL	SHAFT DIA LENGTH	BODY LENGTH	MOTOR DIA	CROSS REFERENCE	STOCK NO	FIG
1/15	1550	1	115	1.1	CW	Ball	Totally Encl	5/16 X 2-5/8	3-1/3	3.3	5100, 5103, 5105	5100A	A
1/15	1550	1	115	1.1	CCW	Ball	Totally Encl	5/16 X 2-5/8	3-1/3	3.3	5101, 5102, 5106	5101A	A
1/15	1550	1	115	1.1	CCW	Ball	Totally Encl	5/16 X 1	3-1/3	3.3	5104	5104A	B
1/15	1550/800	2	115	1.1	CCW	Ball	Totally Encl	5/16 X 2-5/8	3-1/3	3.3	5110, 5120	5110A	A
1/15	1550/800	2	115	1.1	CW	Ball	Totally Encl	5/16 X 2-5/8	3-1/3	3.3	5111, 5121	5111A	A
1/15	1550	1	115	0.63	CW	Ball	Totally Encl	5/16 X 2-5/8	3-1/3	3.3	5200, 5203	5200A	A
1/15	1550	1	208-230	0.63	CCW	Ball	Totally Encl	5/16 X 2-5/8	3-1/3	3.3	5201, 5202, 5206	5201A	A
1/15	1550	1	208-230	0.63	CCW	Ball	Totally Encl	5/16 X 1	3-1/3	3.3	5204	5204A	B
1/15	1550/800	2	208-230	0.63	CCW	Ball	Totally Encl	5/16 X 2-5/8	3-1/3	3.3	5210, 5220	5210A	A
1/15	1550/800	2	208-230	0.63	CW	Ball	Totally Encl	5/16 X 2-5/8	3-1/3	3.3	52111, 5221	5211A	A

NOTES	DESCRIPTION
BOLD	Most popular stock item



FIG A



FIG B

MORRILL MOTORS® KRYO™ SSC MOTORS

APPLICATIONS:

Kryo SSC motors are the next generation ECM motors with multi-watt range capability. Designed for use in commercial refrigeration, they can be used in other applications requiring efficiency and reliability. They are also available with mounting brackets, fan blades, and fan assembly hardware. They are approved for use in applications where flammable refrigerants are present and can be used with applications where the use of pressurized water for wash down is a standard procedure.

FEATURES:

- Energy efficient ECM technology
 - Automatic torque variation
- IP65 environmental certification - Dust tight and water projected by a nozzle (6.3mm) against enclosure from any direction shall have no harmful effects.
- ATEX certified to EN60079
- Temp Ranges:
 - Storage Temps: -40° C to 80° C ambient
 - Operating Temps: -40° C to 55° C ambient

BENEFITS:

- Low power consumption for maximum operational efficiency
- Constant rotational speed for functional consistency
- Can be used in applications with flammable refrigerants

WATTS	RPM	SPD	VOLTS	AMPS	ROT (OSE)	BRG	ENCL	SHAFT DIA LENGTH	MOTOR DIA	STOCK NO	FIG	NOTES
12	1550	1	115	0.3	CW	Ball	Totally Encl	1/4 X 20 THREAD	3.3	5R034	A	17
16	1550	1	230	0.15	CW	Ball	Totally Encl	1/4 X 20 THREAD	3.3	5R030	A	15
16	1550	1	115	0.4	CW	Ball	Totally Encl	1/4 X 20 THREAD	3.3	5R031	A	15
4-25	1550	1	115	0.6	CW	Ball	Totally Encl	1/4 X 20 THREAD	3.3	5R999	A	15

FAN PACK ASSEMBLY

WATTS	RPM	SPD	VOLTS	AMPS	ROT (OSE)	BRG	ENCL	SHAFT DIA LENGTH	MOTOR DIA	STOCK NO	FIG	NOTES
12	1550	1	115	0.3	CW	Ball	Totally Encl	1/4 X 20 THREAD	3.3	5R035	B	17
16	1450	1	115	0.4	CW	Ball	Totally Encl	1/4 X 20 THREAD	3.3	5R036	B	15

NOTES	DESCRIPTION
15	Straight, 2 pin molded plug
17	Right angle, 2 pin molded plug



FIG A



FIG B

MORRILL MOTORS® ARKTIC® SSC UNIT BEARING MOTORS

APPLICATIONS:

Arctic SSC unit bearing motors are used in evaporators and condensers of commercial refrigeration equipment and can be used in other applications demanding high efficiency. Utilizing ECM technology with peak efficiencies reaching up to 66%, Arctic SSC motors are designed for approximately 83,720 hours of continuous operation. All ratings are UL recognized component (E258064).

FEATURES:

- Energy efficient ECM technology
 - Automatic torque variation
- Mounting:
 - (5) 5/32" diameter cored holes on rear (aluminum)
 - (3) #8-36 drilled through and tapped (cast iron)
- Temp Ranges:
 - Operating temp: -40° C to +55° C ambient
 - Storage temp: -40° C to +80° C ambient

BENEFITS:

- Low power consumption for maximum operational efficiency
- Constant rotational speed for functional consistency
- Wide array of application compatibility
- Drop-in replacement for existing shaded pole and PSC evaporator cooler motors

WATTS	RPM	SPD	VOLTS	AMPS	ROT (OSE)	BRG	ENCL	SHAFT DIAMETER LENGTH	BODY LENGTH	MOTOR DIA	STOCK NO	FIG	NOTES
12	1550	1	115	0.3	CW	Unit	Totally Encl	1/4 X 20 THREAD	2.5	3.3	5R016	A	15
12	1550	1	115	0.3	CW	Unit	Totally Encl	1/4 X 20 THREAD	2.5	3.3	5R025	B	17
12	1550	1	115	0.3	CW	Unit	Totally Encl	1/4 X 20 THREAD	2.5	3.3	5R038	C	15,18
16	1550	1	115	0.4	CW	Unit	Totally Encl	1/4 X 20 THREAD	2.5	3.3	5R020	A	15
25	1550	1	115	0.6	CW	Unit	Totally Encl	1/4 X 20 THREAD	2.5	3.3	5R021	A	15
38	1550	1	115	0.9	CCW	Unit	Totally Encl	1/4 X 20 THREAD	2.5	3.3	5R017	D	19
38	1550	1	230	0.45	CCW	Unit	Totally Encl	1/4 X 20 THREAD	2.5	3.3	5R018	D	19
38	1550	1	115	0.9	CCW	Unit	Totally Encl	1/4 X 20 THREAD	2.5	3.3	5R022	E	15,16
38	1550	1	230	0.45	CCW	Unit	Totally Encl	1/4 X 20 THREAD	2.5	3.3	5R023	E	15,16

FAN PACK ASSEMBLY

WATTS	RPM	SPD	VOLTS	AMPS	ROT (OSE)	BRG	ENCL	SHAFT DIAMETER LENGTH	BODY LENGTH	MOTOR DIA	STOCK NO	FIG	NOTES
12	1550	1	115	0.3	CW	Unit	Totally Encl	1/4 X 20 THREAD	2.5	3.3	5R024	F	17
12	1550	1	115	0.3	CW	Unit	Totally Encl	1/4 X 20 THREAD	2.5	3.3	5R026	G	17
16	1450	1	115	0.4	CW	Unit	Totally Encl	1/4 X 20 THREAD	2.5	3.3	5R027	G	15
16	1550	1	115	0.4	CW	Unit	Totally Encl	1/4 X 20 THREAD	2.5	3.3	5R028	G	15

NOTES	DESCRIPTION
BOLD	Most popular stock item
15	Straight, 2 pin molded plug
16	Includes bracket

NOTES	DESCRIPTION
17	Right angle, 2 pin molded plug
18	No mounting feet
19	Dual flag connections



FIG A



FIG B



FIG C



FIG D



FIG E



FIG F



FIG G



The Elco brand is one of the recognized leaders in the commercial refrigeration industry for providing innovative ECM technology. You can be assured that a high performance Elco solution will provide energy savings, long life, and a quick return on the investment.



ELCO® MOTORS

APPLICATIONS: NU SERIES

NU Series shaded pole motors are widely used in commercial refrigeration for condensing and evaporating units. These motors are also used in freezers, bottle, food and beverage coolers, walk-in and reach-in coolers and ventilating units. They are suitable for all angle operation and offer multiple mounting features.

FEATURES: NU SERIES

- Insulation: Class B
- Range: From 4 to 34 watt output
- Enclosure: Totally enclosed
- Bearings: Self-lubricating and self-aligning long life Sintec sleeve bearings
- Duty: Continuous air over
- Protection: Thermally protected
- Operating range: Standard operating temperatures: -40° F to 104° F
- UL* Recognized Component
- Rear mounting: 3 tapped holes on 2.835" B.C. at 120° or 4 mounting screws on shaft end
- Foot mounting: Single side boss with 4 tapped holes
- Rotation: CCWSE
- Frame: Unit bearing

APPLICATIONS: ECM-IP ECM SERIES

ECM-IP ECM Series motors are the brand's second generation of high-efficiency electronically commutated motors. These new motors offer efficiency rates up to 70% which is 4-5 times more efficient than the traditional shaded pole fan motor.

FEATURES: ECM-IP ECM SERIES

- Moisture protection: IP65 moisture protection
- Operation: All angle, continuous air over
- Rotation: CCW from shaft end
- Cord terminals: 3 pin and 2 pin, 90°
- Front mounting: 4 studs on 3.72" B.C.
- Drop-in replacement for front mount motors
- Frame: Unit bearing

BENEFITS:

- Drop-in replacement for existing square motor shaded pole motors
- Mechanically reversible
- Wide range of application compatibility
- Low power consumption with ECM-IP Series

WATTS	RPM	SPD	VOLTS	AMPS	ROT (OSE)	BRG	ENCL	SHAFT DIA LENGTH	BODY LENGTH	MOTOR DIA	STOCK NO	FIG	NOTES
4	1550	1	115	0.36	CCW	Sleeve	Totally Encl	Hub	2-1/3	3.3	EC4W115	A	
5	1550	1	115	0.4	CCW	Ball	Totally Encl	Hub	2-1/3	3.3	EC5W115	A	
6	1550	1	115	0.41	CCW	Sleeve	Totally Encl	Hub	2-5/9	3.3	EC6W115	A	
9	1550	1	115	0.58	CCW	Sleeve	Totally Encl	Hub	2-5/9	3.3	EC9W115	A	
9	1550	1	230	0.35	CCW	Sleeve	Totally Encl	Hub	2-5/9	3.3	EC9W230	A	
16	1550	1	115	0.85	CCW	Ball	Totally Encl	Hub	3	3.3	EC16W115	A	
16	1550	1	230	0.5	CCW	Ball	Totally Encl	Hub	3	3.3	EC16W230	A	
34	1550	1	115	1.6	CCW	Sleeve	Totally Encl	Hub	3-4/7	3.3	EC34W115	A	
34	1550	1	230	0.8	CCW	Sleeve	Totally Encl	Hub	3-4/7	3.3	EC34W230	A	
15	1600	1	115	0.22	CCW	Ball	Totally Encl	Hub	4	3.3	EC-HE-0176	B	■, 24

NOTES	DESCRIPTION
■	OEM replacement for Hill Phoenix®*
BOLD	Most popular stock item
24	ECM-IP Series



FIG A
NU SERIES



FIG B
ECM-IP SERIES

*The following are believed to be the trademarks and/or trade names of their respective owners and are not owned or controlled by Regal Rexnord Corporation.
UL:UL LLC and Hill Phoenix: A Dover Corporation.

ELCO® MOTORS

APPLICATIONS: NU SERIES

NU Series shaded pole motors are widely used in commercial refrigeration for condensing and evaporating units. These motors are also used in freezers, bottle, food and beverage coolers, walk-in and reach-in coolers and ventilating units. They are suitable for all angle operation and offer multiple mounting features.

FEATURES: NU SERIES

- Insulation: Class B
- Range: From 4 to 34 watt output
- Enclosure: Totally enclosed
- Bearings: Self-lubricating and self-aligning long life Sintec sleeve bearings
- Duty: Continuous air over
- Protection: Thermally protected
- Operating range: Standard operating temperatures: -40° F to 104° F
- UL* Recognized Component
- Rear mounting: 3 tapped holes on 2.835" B.C. at 120° or 4 mounting screws on shaft end
- Foot mounting: Single side boss with 4 tapped holes
- Rotation: CCWSE
- Frame: Unit bearing

APPLICATIONS: ECM-IP ECM SERIES

ECM-IP ECM Series motors are the brand's second generation of high-efficiency electronically commutated motors. These new motors offer efficiency rates up to 70% which is 4-5 times more efficient than the traditional shaded pole fan motor.

FEATURES: ECM-IP ECM SERIES

- Moisture protection: IP65 moisture protection
- Operation: All angle, continuous air over
- Rotation: CCW from shaft end
- Cord terminals: 3 pin and 2 pin, 90°
- Front mounting: 4 studs on 3.72" B.C.
- Drop-in replacement for front mount motors
- Frame: Unit bearing

BENEFITS:

- Drop-in replacement for existing square motor shaded pole motors
- Mechanically reversible
- Wide range of application compatibility
- Low power consumption with ECM-IP Series

WATTS	RPM	SPD	VOLTS	AMPS	ROT (OSE)	BRG	ENCL	SHAFT DIA LENGTH	BODY LENGTH	MOTOR DIA	STOCK NO	FIG	NOTES
4	1550	1	115	0.36	CCW	Sleeve	Totally Encl	Hub	2-1/3	3.3	EC4W115	A	
5	1550	1	115	0.4	CCW	Ball	Totally Encl	Hub	2-1/3	3.3	EC5W115	A	
6	1550	1	115	0.41	CCW	Sleeve	Totally Encl	Hub	2-5/9	3.3	EC6W115	A	
9	1550	1	115	0.58	CCW	Sleeve	Totally Encl	Hub	2-5/9	3.3	EC9W115	A	
9	1550	1	230	0.35	CCW	Sleeve	Totally Encl	Hub	2-5/9	3.3	EC9W230	A	
16	1550	1	115	0.85	CCW	Ball	Totally Encl	Hub	3	3.3	EC16W115	A	
16	1550	1	230	0.5	CCW	Ball	Totally Encl	Hub	3	3.3	EC16W230	A	
34	1550	1	115	1.6	CCW	Sleeve	Totally Encl	Hub	3-4/7	3.3	EC34W115	A	
34	1550	1	230	0.8	CCW	Sleeve	Totally Encl	Hub	3-4/7	3.3	EC34W230	A	
15	1600	1	115	0.22	CCW	Ball	Totally Encl	Hub	4	3.3	EC-HE-0176	B	■, 24

NOTES	DESCRIPTION
■	OEM replacement for Hill Phoenix®*
BOLD	Most popular stock item
24	ECM-IP Series



FIG A
NU SERIES



FIG B
ECM-IP SERIES

*The following are believed to be the trademarks and/or trade names of their respective owners and are not owned or controlled by Regal Rexnord Corporation.
UL:UL LLC and Hill Phoenix: A Dover Corporation.

CANADA

Whether you require a replacement motor for an air-moving application or a leading edge ECM motor for a new OEM requirement, Regal Rexnord Canada has the solution for your HVAC/R motor need. From the brands you trust; Century® OEM replacement motors, to Fasco® blowers, and Genteq® direct drive motors, we have you covered.



RBiZ - Regal Rexnord Canada Ecommerce

Welcome to RBiZ Regal Rexnord Canada's comprehensive e-business portal. With RBiZ, you'll have access to the account information you need all in one convenient location.



Access 24/7

- ✓ On a secure-website, any time, from anywhere. Find answers on your own schedule.



Open and Closed Order Reports

- ✓ View all past orders (including tracking info, pricing, ship dates, invoice, etc) by date, product, unpaid and more!



Canada-Wide Inventory Search

- ✓ Check price and availability live, and provide your customer with immediate answers. Search by catalogue numbers, partial numbers, or by item descriptions.



Technical Data and Search

- ✓ View spec information, drawings and so much more.



Place Orders in Real Time

- ✓ Ship to any location, drop ship, specify ship date and more. Flexibility to ship order line by line or complete.



Multiple User Profiles

- ✓ With 3-5 (depends on brand) options for "level of access" to suit your individual needs.



Share Shopping Cart

- ✓ Use the share cart feature to send order requests from branches to central purchasers for approval.

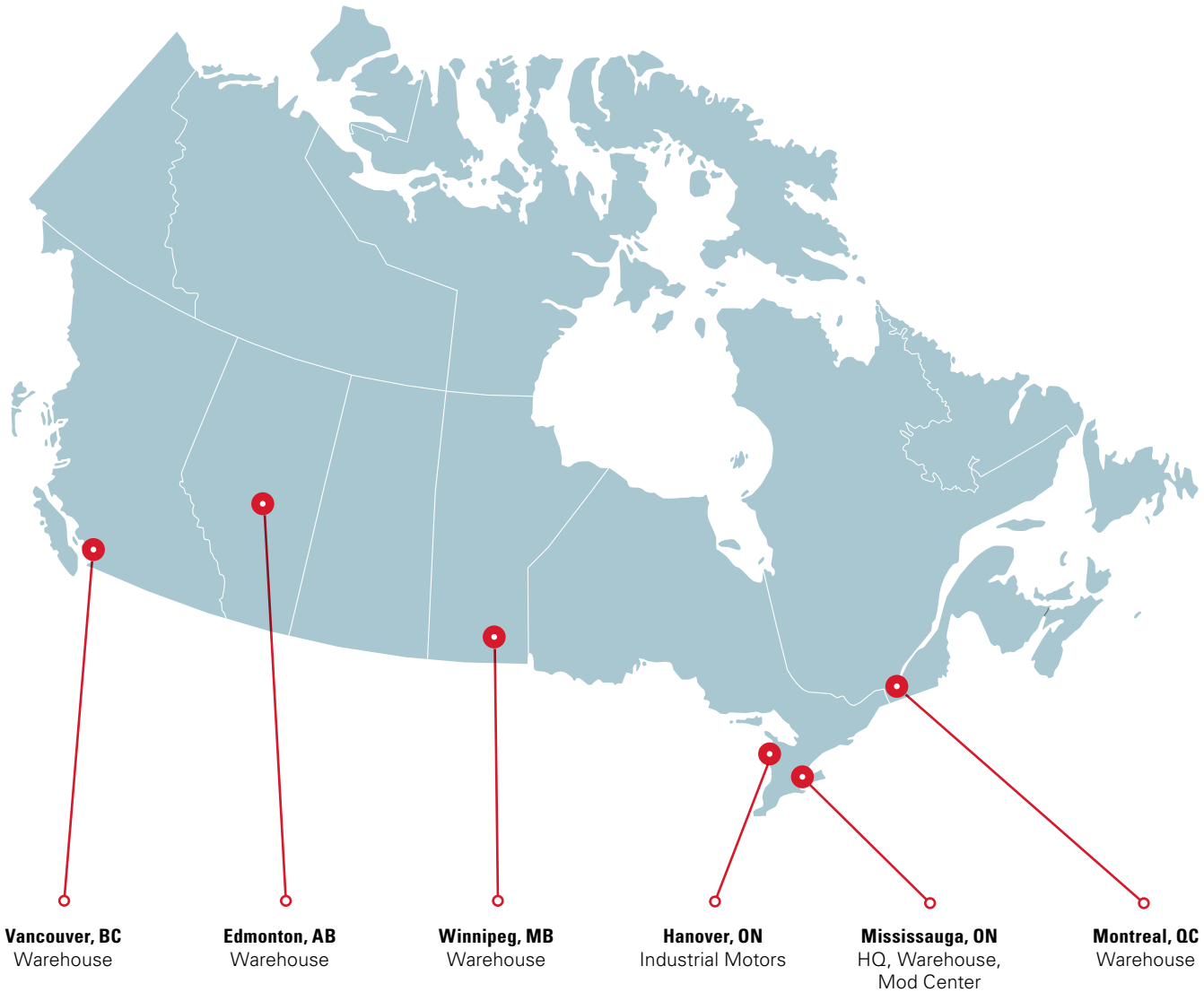


View Related Items

- ✓ Find parts and accessories to complement your searched Regal Rexnord product, or find an alternative should it be out of stock.

REGAL REXNORD CANADA GENERAL INFORMATION

CANADIAN DISTRIBUTION BRANCH LOCATIONS:



INQUIRIES CALL:

CLIMATE CUSTOMER CARE: 1.877.666.4928

EMAIL: CanadaClimateSales@regalrexnord.com

Head Office

320 Superior Blvd.
Mississauga, Ontario L5T 2N7

Vancouver, British Columbia

4916-275 Street
Langley, British Columbia V4W 0A2

Edmonton, Alberta

3820 53rd Ave.
Edmonton, Alberta T6B 3N7

Montreal, Quebec

4925 Rue Levy
Saint-Laurent, Quebec H4R 2N9

Winnipeg, Manitoba

19 - 1421 St. James St.
Winnipeg, Manitoba R3H 0Y9

REGAL REXNORD CANADA ELCO® AFTERMARKET MOTORS

ECM - HIGH EFFICIENCY MOTORS

FEATURES:

- Totally enclosed for moisture protection
- IP65 Rating
- Front mounting
- CCWSE Rotation
- Ball bearing
- 4 Pin fan blade hub

WATTS	RPM	SPD	VOLTS	AMPS	SHAFT	BODY LENGTH (IN)	CORD LENGTH (IN)	PLUG	CROSS REFERENCE	STOCK NO	FIG	NOTES
10	1550	1	115	.19	THREAD	3.62	16	2 Pin 90°	P079441C P06637A 34410058	ECHE0182	A	1,2
10	1550	1	115	.19	THREAD	3.62	16	2 Pin 90°	34410012	ECHE0358	B	2
12	1450	1	115	.18	THREAD	3.61	14	3 Pin 90°	34410013 34410009 24681010	ECHE0147	A	2
12	1450	1	115	.18	THREAD	3.62	14	3 Pin 90°	34410012	ECHE0170	B	2
15	1600	1	115	.22	THREAD	4	16	Lyall Plug	RMT-0107	ECHE0370	A	3
15	1600	1	115	.22	THREAD	4	16	2 Pin 90°	P078449H	ECHE0176	A	1

NU SERIES MOTORS

APPLICATIONS:

NU series shaded pole motors are widely used in industrial and commercial refrigeration for condensing and evaporating units. Also used in freezers, bottle, food and beverage coolers, walk-in and reach-in coolers and ventilating units.

FEATURES:

- Shaded pole
- Totally enclosed
- 4 Pole
- All angle mounting
- 21/23" Lead length
- Nuts, screws, and fan blade adapter included
- 1 Foot, front shroud or tapped rear 3 hole
- Continuous air over

WATTS	RPM	SPD	VOLTS	AMPS	ROT	SHAFT	CROSS REFERENCE	STOCK NO	FIG	NOTES
4	1550	1	115	.36	CCWSE	THREAD	34410000	EC4W115V835	C	4,5
9	1550	1	115	.58	CCWSE	THREAD	34410001	EC9W115V834	C	4,5
34	1550	1	115	1.6	CCWSE	THREAD	RMT-0004	EC34W115V1543	C	3
34	1150	1	230	.80	CCWSE	THREAD	RMT-0005	EC34W230V1542	C	3

NOTES	DESCRIPTION
BOLD	Most popular stock number
1	Replacement for Hill Phoenix®*
2	Replacement for Arneg®* Canada and US

NOTES	DESCRIPTION
3	Replacement for RefPlus*
4	Lyall plug
5	Replacement for Arneg



FIG A



FIG B



FIG C

*All the OEM trade names and trademarks listed on this page are not owned or controlled by Regal Rexnord Corporation. The rights associated with those trade names and trademarks remain the property of their respective owners or licensees.

REGAL REXNORD CANADA ELCO® AFTERMARKET MOTORS

FAN COIL MOTORS

FEATURES:

- Double shaft
- Open end-shields enclosure
- Thermal protection
- Ball bearing
- Base mount included

HP	RPM	SPD	AMPS	ROT	SHAFT DIA (IN)	MOTOR DIA (IN)	CAP MFD/VAC	CROSS REFERENCE	STOCK NO	FIG	NOTES
1/15	1550	6	.96	CWSE	1/2	4	6.3/450	ECFC1585	ECFC1893	A	6
1/4	1550	6	3.8	CWSE	1/2	4.8	18/450	ECFC1857	ECFC1895	A	6

AXIAL FAN MOTORS

FEATURES:

- Single shaft
- Totally enclosed
- Thermal protection
- Sintec sleeve bearings

HP	RPM	SPD	AMPS	ROT	SHAFT DIA (IN)	MOTOR DIA (IN)	CAP MFD/VAC	CROSS REFERENCE	STOCK NO	FIG	NOTES
1/16	1550	2	.94	CWSE	1/2	4.0	8/450		ECAF1586	B	6
1/8	1550	2	1.6	CWSE	1/2	4.0	14/450		ECAF1616	B	6
1/5	1090	2	2.45	CWSE	1/2	4.8	16/450		ECAF1617	B	6

NOTES	DESCRIPTION
BOLD	Most popular stock number
6	Capacitor included




FIG A



FIG B

REGAL REXNORD CANADA FASCO® MOTORS

C-FRAME MOTOR

FEATURES:

- Shaded pole
- Thermally protected
- Single speed

HP	STACK SIZE (IN)	RP	SPD	VOLTS	AMPS	ROT	SHAFT DIA (IN)	BRG	STOCK NO	FIG	NOTES
1/60	7/8	3000	1	120	1	CWSE	1/6	Sleeve	AIC605	A	

UNIT BEARING MOTOR

FEATURES:

- Shaded pole
- Totally Enclosed
- 4 Pole
- Cast iron

WATTS	RPM	SPD	VOLTS	AMPS	ROT	CROSS REFERENCE	STOCK NO	FIG	NOTES
5	1550	1	115	.3	CCWSE	R5911	5911	B	

3.3" DIAMETER MOTOR

HP	RPM	SPD	VOLTS	AMPS	ROT	BODY LENGTH (IN)	SHAFT DIA (IN)	BRG	CAP	STOCK NO	FIG	NOTES
1/15	1550	1	115	2	CWSE	3	5/16	Sleeve	SP	AIC1052	C	



FIG A



FIG B



FIG C

REGAL REXNORD CANADA FASCO® AND GENTEQ® MOTORS

FASCO FAN COIL MOTORS

APPLICATIONS:

These motors are used in hotels, condominiums and high-rise apartments.

FEATURES:

- Torsion flex
- Open enclosure

HP	RPM	SPD	VOLTS	AMPS	ROT	SHAFT DIA (IN) & LENGTH (IN)	CAP MFD/VAC	STOCK NO	FIG	NOTES
1/6	950	5	115	2.6	CWSE	1/2 X 4-1/2	5/370	FCM16	A	6
1/8	950	5	115	2	CWSE	1/2 X 4-1/2	5/370	AIC799	A	6

GENTEQ 5" DOUBLE SHAFT MOTOR

APPLICATIONS:

Designed for continuous air over applications, such as furnace blowers or central air handling units with double shaft requirements.

FEATURES:

- 42 Frame
- Permanent split capacitor
- Multiple mounting capacity
- Sleeve bearing
- Automatic thermal overload protection
- Open enclosure

HP	RPM	SPD	VOLTS	AMPS	ROT	SHAFT DIA (IN) & LENGTH (IN)	CAP MFD/VAC	STOCK NO	FIG	NOTES
1/10	1075	5	115	1.8	DS	10-3/4 X 1/2 X 10-3/4	5/370	2362SX	B	6, 7

GENTEQ 5.5" DIRECT DRIVE MOTOR

APPLICATIONS:

Designed for continuous air over applications, such as furnace blowers or central air handling units with single shaft requirements.

FEATURES:

- 48 Frame
- Permanent split capacitor
- Thru bolt or belly band mounting
- 4 Speed
- Sleeve bearing
- Open enclosure
- Designed to fit most 1/3 HP and 1/4 HP applications
- 24" Leads
- Fits OEM mounting bracket

HP	RPM	VOLTS	AMPS	ROT	SHAFT DIA (IN)	MOTOR DIA (IN)	CAP MFD/VAC	STOCK NO	FIG	NOTES
1/3, 1/4, 1/6, 1/7	1075	115	4.3	REV	1/2	5.5	7.5/370	F1314D	C	6

NOTES	DESCRIPTION
BOLD	Most popular stock number
6	Capacitor included
7	4-3/8" A dimension



FIG A



FIG B



FIG C

REGAL REXNORD CANADA CENTURY® AND OEM REPLACEMENT MOTORS

CENTURY MOTORS

APPLICATIONS:

Most commonly used in unit heater systems.

FEATURES:

- Ball bearing
- Permanent split capacitor
- Thru bolt mount
- Totally enclosed air over

HP	RPM	SPD	VOLTS	AMPS	ROT	SHAFT DIA (IN)	BODY DIA (IN)	CAP	STOCK NO	FIG	NOTES
1/6	1075	1	115	4.5	REV	1/2	5-1/2	Included	UHM16B	A	15
1/4	1075	1	115	6.8	REV	1/2	5-1/2	Included	UHM14B	A	15
1/3	1075	1	115	8.8	REV	1/2	5-1/2	Included	UHM13B	A	15

OEM REPLACEMENT MOTORS

BLANCHARD*

STOCK NO	HP	RPM	SPD	VOLTS	AMPS	ROT	SHAFT DIA (IN)	MOTOR DIA (IN)	BRG	CAP	CROSS REFERENCE	FIG	NOTES
AIC605	1/60	3000	1	120	1	CCWSE	1/6	Skeleton	Sleeve	SP	R605	B	
AIC1052	1/15	1550	1	115	2	CWSE	5/16	3.3	Sleeve	SP	E1052, R1052	B	8

COPELAND™*

STOCK NO	WATTS	RPM	SPD	VOLTS	AMPS	ROT	SHAFT DIA (IN)	MOTOR DIA (IN)	BRG	CAP	CROSS REFERENCE	FIG	NOTES
5911	5	1550	1	115	.40	CCWSE	ONLY THD	3.3	Unit	SP	050-0010-00, 0178-00, 050-0246-01	C	

LENNOX®*

STOCK NO	HP	RPM	SPD	VOLTS	AMPS	ROT	SHAFT DIA (IN)	MOTOR DIA (IN)	BRG	CAP	CROSS REFERENCE	FIG	NOTES
43G52	3/4	1075	3	460	2.3	CWSE	1/2	5.5	Sleeve	Included	43G52	D	
F1314D	1/3, 1/4, 1/6, 1/7	1075	4	115	4.3	REV	1/2	5.5	Sleeve	Included	P-8-7505	E	

NOTES	DESCRIPTION
BOLD	Most popular stock number
8	Supplied with lead and plug assembly
15	BX included



FIG A



FIG B



FIG C



FIG D



FIG E

*All the OEM trade names and trademarks listed on this page are not owned or controlled by Regal Rexnord Corporation. The rights associated with those trade names and trademarks remain the property of their respective owners or licensees.

REGAL REXNORD CANADA OEM REPLACEMENT MOTORS

MAGIC CHEF**

STOCK NO	HP	RPM	SPD	VOLTS	AMPS	ROT	SHAFT DIA (IN)	MOTOR DIA (IN)	BRG	CAP MFD/VAC	CROSS REFERENCE	FIG	NOTES
OMC6517	1/5	1075	1	208-230	1.5	CCWSE	1/2	5.0	Sleeve	5/370	F42B59A01, 35035B001	A	

REFPLUS*

STOCK NO	WATTS	RPM	SPD	VOLTS	AMPS	ROT	SHAFT DIA (IN)	MOTOR DIA (IN)	BRG	CAP	CROSS REFERENCE	FIG	NOTES
ECHE0370	15	1600	1	115	.22	CCWSE	THREAD	3.3	Ball		RMT0107	B	
EC34W115V1543	34	1550	1	115	1.6	CCWSE	THREAD	3.3	Ball	SP	RMT0004	C	
EC34W230V1542	34	1550	1	230	.8	CCWSE	THREAD	3.3	Ball	SP	RMT0005	C	

TECUMSEH**

STOCK NO	WATTS	RPM	SPD	VOLTS	AMPS	ROT	SHAFT DIA (IN)	MOTOR DIA (IN)	BRG	CAP	CROSS REFERENCE	FIG	NOTES
5411	9	1550	1	115	.6	CCWSE	THREAD		Unit	SP	TFM62,TFM92	D	

BRAND Y

STOCK NO	HP	RPM	SPD	VOLTS	AMPS	ROT	SHAFT DIA (IN)	MOTOR DIA (IN)	BRG	CAP MFD/VAC	CROSS REFERENCE	FIG	NOTES
YCFM124SD	1/2	1090	1	460	1.4	CCWSE	1/2	5.5	Sleeve	7.5/370	024-24100-002, 024-24110-714	E	11
YEFM1460	1	1100	3	460	3.3	CWSE	1/2	5.5	Ball	25/370	024-21671- D000, 024- 21673-000	F	11

NOTES	DESCRIPTION
BOLD	Most popular stock number
11	Molex plug



FIG A



FIG B



FIG C



FIG D



FIG E



FIG F

*All the OEM trade names and trademarks listed on this page are not owned or controlled by Regal Rexnord Corporation. The rights associated with those trade names and trademarks remain the property of their respective owners or licensees.

REGAL REXNORD CANADA OEM REPLACEMENT BLOWERS

BRAND C

STOCK NO	HP	RPM	SPD	VOLTS	AMPS	CAP	ROT	OEM NO	CROSS REFERENCE	FIG	NOTES
AIC212	1/30	3000	1	115	1.6	SP	CCWSE	HC21ZE117	RFB212	A	

BRAND G

STOCK NO	HP	RPM	SPD	VOLTS	AMPS	CAP	ROT	OEM NO	CROSS REFERENCE	FIG	NOTES
AIC501	1/20	3000	1	115	2.8	SP	CCWSE	22307501, 119384-00, 0171M00000S	RFB501	B	12

INTERCITY PRODUCTS**

STOCK NO	HP	RPM	SPD	VOLTS	AMPS	CAP	ROT	OEM NO	CROSS REFERENCE	FIG	NOTES
KVA1230	1/20	3000	1	115/230	1.0/51	SP	CCWSE	501493	RFB9	C	

OLSEN*

STOCK NO	HP	RPM	SPD	VOLTS	AMPS	CAP	ROT	OEM NO	CROSS REFERENCE	FIG	NOTES
AIC18219M	1/24	3200	1	115	1.8	SP	CWSE	18219M	RFB200	D	12

BRAND R

STOCK NO	HP	RPM	SPD	VOLTS	AMPS	CAP	ROT	OEM NO	CROSS REFERENCE	FIG	NOTES
AIC09-189	1/40	3000	1	115	1	SP	CCWSE	09-189	RFB189	E	12

BRAND Y

STOCK NO	HP	RPM	SPD	VOLTS	AMPS	CAP	ROT	OEM NO	CROSS REFERENCE	FIG	NOTES
YVA2460	1/16	3430	1	230-460	1.2	SP	CCWSE	024-24115-004, 024-24115-005, 024-24115-012, 024-24115-020	RFB654	F	
YVA2460L	1/16	3430	1	230-460	1.2	SP	CCWSE	024-24115-016	RFB655	G	

NOTES	DESCRIPTION
BOLD	Most popular stock number
12	Includes mounting hardware



FIG A



FIG B



FIG C



FIG D



FIG E



FIG F



FIG G

*All the OEM trade names and trademarks listed on this page are not owned or controlled by Regal Rexnord Corporation. The rights associated with those trade names and trademarks remain the property of their respective owners or licensees.



ACCESSORIES

Find a wide range of motor accessories, including ECM (Electronically Commutated Motor) harnesses, Evergreen® control modules, user interfaces, programmers and testers. Mounting option accessories range from resilient bases, resilient rings, ring adapters, mounting brackets, length adapters to mounting studs. Our large selection of fan blades includes solutions for condenser and refrigeration applications.



GENTEQ® EVERGREEN® ACCESSORIES

All Evergreen motors are NEMA®* 48-frame (5.6" diameter). If the motor to be replaced has the same frame dimensions and uses a belly band mount, an Evergreen motor will fit in the existing mount.

A new motor mount may be required if the old mount is connected to the motor around the bearing (resilient mount), or welded or bolted directly to the motor shell.

To determine the bolt hole diameter needed, measure the diameter of the air inlet. The bolt hole dimension must be larger than this dimension.

MOUNTING KITS

Stock No. GA556

9-10" bolt circle torsion flex,
NEMA 48 frame (5.6" dia) 3 legs
Not recommended for 3/4 HP or 1 HP motors.



Stock No. 5K002

Motor mount for installing Evergreen EM motor in OEM indoor blower motor applications with Genteq X13 or Endura® Pro motors with 4 welded legs.



Stock No. 5K003

Belly band mounting kit for 5-5/8" diameter, 10" B.C., NEMA 48 frame (5.6" dia) 3 legs.

Stock No. 5K005

Belly band mounting kit for 5-5/8" diameter 13" B.C., NEMA 48 frame (5.6" dia) 4 legs.

Stock No. 5K004

Belly band mounting kit for 5-5/8" diameter 11" B.C., NEMA 48 frame (5.6" dia) 3 legs.




Stock No. 2098A

Used in place of mounting cables in OEM outdoor fan motor applications. Kit includes mounting hardware and assembly instructions.

RESILIENT MOUNT

Stock No. 35-542

Motor mount used for installing Evergreen DS. Use with resilient ring diameter 2.5", the kit includes two base clamps.



NOTES	DESCRIPTION
BOLD	Most popular stock item

* NEMA is believed to be the trademark and/or trade name of National Electrical Manufacturers Association and is not owned or controlled by Regal Rexnord Corporation.

GENTEQ® EVERGREEN® ACCESSORIES

ACCESSORY FOR OEM MOTOR MODEL 2.0, GENTEQ MODELS 2.3, EON® AND 3.0 MOTORS

TECINspect® Diagnostic Tool

Stock No. GA447

The TECINspect diagnostic tool is capable of providing simple, fast and accurate diagnostics of Genteq constant airflow (variable speed) OEM indoor blower models 2.0, 2.3, EON and 3.0 Electronically Commutated Motors (ECMs).



ACCESSORIES FOR EVERGREEN EM, CM AND OM MOTORS

PWM Control (Single Input)

Stock No. 760ECM

This control converts a single 24 VAC thermostat or motor demand to a PWM signal with a manually adjustable range of 600-1200 RPM to set a precise operating point. **



PWM Control (4 inputs)

Stock No. CTL764

This control converts up to 4 individual 24 VAC thermostat or motor demands to a PWM signal with a manually adjustable range of 600-1200 RPM to set a precise operating point for each demand individually. **



PWM Control

Stock No. 792ECM

This control will accept either a 2-10 VDC input or 4-20 mA input signal. The PWM output signal will scale from 0%-100% over the input signal range which will range the motor from 600-1200 RPM. **



0-10 VDC Harness Kit

Stock No. 5K007

With this harness, connect 0-10 VDC controls directly to Evergreen EM, CM and OM motors to select precise operating points from 600-1200 RPM to dial in system performance.



NOTES	DESCRIPTION
BOLD	Most popular stock item

** Evergreen OM motor catalog #'s 6301, 6303 and 6303R require PWM harness (catalog #5K008) for compatibility with this control.

GENTEQ® EVERGREEN® ACCESSORIES

ACCESSORIES FOR EVERGREEN OM MOTORS

PWM Harness

Stock No. 5K008



This harness is applicable to Evergreen OM motor (230 VAC) stock #'s 6301, 6303 and 6303R. It converts the line voltage speed tap inputs to a single PWM input compatible with the following controls.

- > 760ECM - see description on page 195
- > CTL764 - see description on page 195
- > 792ECM - see description on page 195
- > 88020ECM - see description to the right

PWM Low Ambient Head Pressure Controller

Stock No. 88020ECM



This control directly modulates ECM condenser fan motors via PWM signal in low ambient temperatures, varying the volume of air throughout the condenser, to regulate head pressure. Evergreen OM motor stock #'s 6301, 6303 and 6303R require PWM harness (stock 5K008) for compatibility with this control.

ACCESSORIES FOR EVERGREEN MOTORS

Evergreen VS User Interface

Stock No. 5K010V



The Evergreen VS user interface (UI) #5K010V is the second generation of this product. The UI functions have been simplified for everyday installation, with all optional features moved to the Evergreen VS Optimizer™ tool. This tool can be found in the Dealer Toolbelt app available on both the Apple Store®* and Google Play™* applications.

Genteq 16-4 Pin Adapter

Stock No. 5K015



- > Used to support replacement of GE®* model 2.5 motors with Genteq model 3.0 or Evergreen VS motors
- > This adapter cannot be used to replace any other Genteq motors built with 16-pin plugs
- > Used to upgrade TECMate™ XL or TECMate Pro diagnostic tool to provide capability to diagnose 4-pin Genteq model 3.0 motors

Evergreen Rotation Reversing Harness

Stock No. 5K016

- > ONLY use this harness if you have verified that the Evergreen motor is not running the correct rotation for your system
- > Compatible with Evergreen IM, EM, CM, and VS motors, all of which are equipped with rotation sensing technology



NOTES	DESCRIPTION
BOLD	Most popular stock item

*The following are believed to be the trademarks and/or trade names of their respective owners and are not owned or controlled by Regal Rexnord Corporation. GE: General Electric Company; Apple Store: Apple Inc.; Google Play: Google LLC.

CENTURY® MOTOR ACCESSORIES

Base kits, capacitors, lug kits, length adapters, and other accessories may be used to modify and convert standard products for special applications. Designed for quick installation, these accessories allow increased flexibility with minimum stock.

PLASTIC FAN BLADES USED WITH C-FRAME MOTORS

STOCK NO	DIAM	HUB I.D.	SHAFT SIZE	BLADES	ROT	FANTYPE
700027	4.19	Round	0.181	8	CW	C
700047J	5.50	Round	.187 OR 3/16	4	CCW	B
700046J	5.56	Round	.187 OR 3/16	5	CCW	C
1010784-001	4.62	"D" Shaped	0.181	Impeller	CW/CCW	A

Rotation determined by viewing air discharge side of fan blade.



FIG A



FIG B



FIG C

SPEED CONTROLS

STOCK NO	MAX AMPS	VOLTS	MOUNTING	SIZE	FIG
1233A	5	120	Wall	4-1/4 X 2	A
1234A*	4	120	Panel		B
1407A*	5	240	Wall	4-1/4 X 2	A
1408A	10	120	Wall	4-1/2 X 4-1/2	C

* Solid State, infinitely variable adjustment for single speed fan and blowers, kitchen appliances, etc. UL listed. Use only with shaded pole and PSC motors.



FIG A



FIG B



FIG C

MOTOR RAIN SHIELDS

STOCK NO	DESCRIPTION	DIAMETER	FRAME	FIG
1330A	Plastic 1/2" bore	6-3/4	48	A
1383A	Plastic 5/8" bore	6	48	A
1411A	Dish plastic 1/2" bore	7	48	B
1412A	Dish plastic 5/8" bore	7	48	B
2097A	Plastic 1/2" bore	6	42	A

Provides rain protection for vertically mounted motors



FIG A



FIG B

STEEL SHAFT ADAPTER BUSHINGS

Zinc Finish

STOCK NO	I.D.	O.D.	LENGTH	PKG
1231A	1/4"	5/16"	1	5/PKG
1302A	5/16"	3/8"	1-1/16	5/PKG
1304A	5/16"	1/2"	1-1/16	5/PKG
1306A	3/8"	1/2"	1-1/16	5/PKG
1487A	1/2"	5/8"	1-1/16	5/PKG
1307A**	1/2"	5/8"	1-1/2	5/PKG
1483A	5/8"	3/4"	1-1/4	5/PKG

** Split bushing with 3/16" key furnished



FIELD ATTACHED CONDUIT BOXES

STOCK NO	BOX SIZE	MOTOR FRAME (UE® DESIGN MOTORS ONLY)
1216A	8 cu.in.	H (5-5/8" dia.)
1257A	8 cu.in.	D (5" dia.)
1296A	3.5 cu. In.	D (5" dia.)

For motors with conduit connector holes only



90 DEGREE REFRIGERATION PLUG

Stock No. 2117

Converts a straight plug to fit applications with a right-angle connection.



8-32 AND 10-32 CASE STUD KIT - 7" LENGTH

Stock No. 1639A 8-32
Stock No. 1640A 10-32
4 PER PACK



NUTS AND WASHERS

Stock No. 1618A 8-32
Stock No. 1619A 10-32
16 PER PACK



ACCESSORIES

CENTURY® MOTOR ACCESSORIES

MOUNTING RUBBERS

Stock No. 1381A - FIG A
For large 3/4" slot (screws included)
3 PER PACK



FIG A

Stock No. 1376A - FIG B
For small 1/2" slot
6 PER PACK



FIG B

RUBBER VIBRATION INSULATING MOUNTS

Stock No. 1236A
5/8" Dia., 1/2" long
Thread length 8-32 X 1/2"
6 PER PACK



CENTER RUBBER GROMMETS

Stock No. 1204A
3 PER PACK



RUBBER COVER FOR OVAL CAPACITOR

Stock No. 1365A
1 PER PACK



CAPACITOR CAP

Stock No. 260B913H01
1-1/2"
1 PER PACK



CAPACITOR BRACKET AND RUBBER COVER

Stock No. 1482A
Bracket dim.: 2-1/8" X 1-1/4"
Cover dim.: 1-5/8"
1 PER PACK



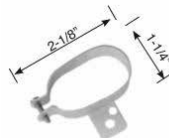
MASTERFIT PRO® CAPACITOR BRACKETS

Stock No. 2116
Diameter 1-3/4"
For use with round all purpose capacitor.
5 PER PACK



CAPACITOR CLAMP

Stock No. 616672
2-1/8"
1-1/4"
1 PER PACK



CORK MOUNTING GASKET

Stock No. 1183A
For use with 3-3/8" diameter motors and blower housing.



THREADED SHAFT ADAPTER

Stock No. 1488A
Adapts 1/4" X 20 threaded shaft to 1/4" round shaft
2 PER PACK



COLLAR MOUNTING STUDS

Stock No. 2087A
10-32 X 1" Collar Studs for 5" diameter motors
WARNING! Threading longest end into motor could cause shock or fire hazards and shorten motor life.
4 PER SET



CENTURY® MOTOR ACCESSORIES

OEM BUTT PLATE KIT

Stock No. 2098A

Used in place of mounting cables in OEM condenser unit.

Assembly instructions are included.



ADAPTER PLATE FOR 3-3/8" MOTORS

Stock No. 1295A

Mounts to case bolts to provide HEX catchers for base mounting.



MULTIFIT® OR 42 FRAME ADAPTER PLATE

Stock No. 2118

Adapts to a 48-frame 5.15BC or 42-frame 3-point 4.42 B.C.



MOUNTING PLATE 3PT 4.38 B.C., FOR 3.3" DIAMETER MOTORS

Stock No. 1177A

Includes: (1) adapter plate, (3) washers, and (3) grommets
PACKAGE 1 PER KIT



LENGTH ADAPTER FOR 5-5/8" DIAMETER MOTORS

Stock no. 1218A



LENGTH ADAPTER KIT

Stock no. 1329A

For 5-5/8" diameter motors
For length adapter bracket only, use stock no. 1218A.



END FRAME LENGTH ADAPTER KIT

Stock No. 615059-001

Use on 5" and 5-1/2" Century extended thru bolt motors to gain additional length to fit in old base. Kit contains adapter plate with mounting ring, (4) split rings, (8) nuts and (4) lock washers.

Fits 5" motors with a 90° bolt pattern and 5-1/2" motors with 60°-120° and 90° bolt patterns.



48 TO 56 FRAME ADAPTER

Stock No. 615467-001

Band width 3"

Adapter converts 5-1/2" diameter Century fan motors to 6-1/2" diameter. The adapter can be easily mounted on standard, off the shelf Century 48 frame (5-1/2") fan and blower motors. The motor, with adapter mounted, can be used to replace most old standard and special 56 frame (6-1/2") fan motors, engineered and tested for maximum reliability and versatility.



FLEXIMOUNT ADAPTER

Stock No. 619432-192 - 42 Frame

Stock No. 619432-174 - 48 Frame

Adapt standard 42 and 48 frame motors to fleximount. Each adapter includes (3) grommets and (3) steel ferrules.

Bolt circle diameters for each:

Small: 9.00"

Large: 10.18"



FLEX MOUNTING BRACKET

Stock No. HFM554

Heavy duty application motor diameter 5-5/8". Each adapter includes (4) grommets and (4) ferrules.
Bolt circle diameters for each:

Small: 9.00"

Large: 10.00"



CENTURY® MOTOR ACCESSORIES

RUBBER MOUNTING RINGS WITH STEEL BAND

STOCK NO	HUB RING DIA	MOTOR DIA
1220A	2-1/4	4-5/16 - 5 - 5-5/8
1182A	2-1/2	4-5/16 - 5 - 5-5/8
1255A	1-3/4	3-3/8

2 PER PACK



ADAPTER RINGS

Stock No. 1221A

2 required per mounting ring to adjust from 2-1/4" to 2-1/2".
Use to convert stock no. 1220A mounting ring to larger diameter.

2 PER PACK



LUG MOUNTING BRACKETS

STOCK NO	MOTOR DIA	MIN B. C. D.	MAX B. C. D.	LUG SIZE
1379A	3-3/8	4-5/8	5-7/8	Small - 1-3/4
1380A	3-3/8	5-7/8	9-7/8	Large - 4
1377A	4-1/4	5-1/2	6-3/4	Small - 1-3/4
1378A	4-1/4	6-3/4	10-3/4	Large - 4
1320A	5	6-5/6	7-9/19	Small - 1-3/4
1366A	5	7-9/16	11-9/16	Large - 4
1223A	5-5/8	6-7/8	8-1/8	Small - 1-3/4
1364A	5-5/8	8-1/8	12-1/8	Large - 4
2094A+	5-5/8	6-3/8	8-1/4	Small - 1-3/4

Kits for 3-3/8" thru 5-5/8" diameter motors

+ Has special OEM .406 diameter hole on 7 B.C.D. motors.

B.C.D. = Bolt circle diameter



DIRECT DRIVE BLOWER MOUNTING KIT

Stock No. 625295

Fixed lug mount assembly for 5-1/2" diameter motors. Includes grommets, ferrules and screws.

Bolt circle diameter = 10-1/2"



RESILIENT RINGS

STOCK NO	O.D.	I.D.	FIG
619432-105 [■]	2.5	1.55	A
619432-111	2.25	1.57	B
619432-112	2.5	1.57	C

[■] GE[®]* and other OEMs

2 PER PACK



FIG A

FIG B

FIG C

UNIT BEARING MOUNTING BRACKETS

STOCK NO	HEIGHT TO MOTOR SHAFT	BRACKET HEIGHT
2271	4-1/8	2-7/32
2272	4-9/16	2-41/64
2274	6-1/4	4-5/16



3-RING BLOWER MOUNTING KITS

STOCK NO	MOTOR DIA (APPROX)	BOLT CIRCLE
1386	5	9
1479	5-5/8	10
1495	5-5/8	11



Kits come complete with mounting rubbers and screws.

For use on large direct drive furnace blowers.

LUG MOUNTING BRACKET

Stock No. 1410A

Two mounting slots accepts either a 1/4" or 3/4" mounting bolt.

Circle mounting diameter ranges from 6-3/8" to 7-5/8".

For 5-5/8" motor diameter:

3/4" hole for large mounting rubber

1/4" slot for direct mounting screw



LUG MOUNTING BRACKET

Stock No. 615157

For adapting 5-1/2" standard motors to applications that require lugs attached to motor shell.

Bolt circle diameters for each:

Minimum of 6-3/4"

Maximum of 7-3/4"



*GE is believed to be the trademark and/or trade name of General Electric Company and is not owed or controlled by Regal Rexnord Corporation.

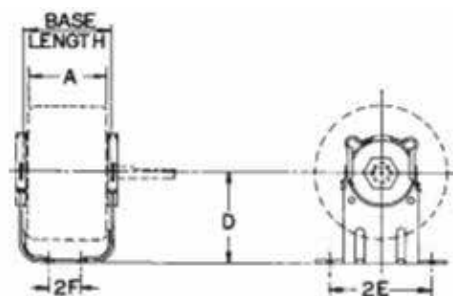
CENTURY® MOTOR ACCESSORIES

BASE FOR 4-5/8", 5", 5-5/8" DIAMETER MOTORS

Refer to stock numbers 1181A and 1182A for mounting rings and mounting clips

BASE HT "D"	"A" LENGTHS 5-5/8" AND 5" DIA	"A" LENGTHS 4-5/16" DIA	BASE STOCK NO	2E	2F	BASE LENGTH
2-11/16	3-1/2	3-1/4	1205	3-7/8	1-11/16	3.937
2-11/16	3-3/4	3-1/2	1206	3-7/8	1-11/16	4.187
2-11/16	4-1/4	4	1207A	3-7/8	1-11/16	4.687
3	3-1/4	3	1342	3-15/16	1-11/16	3.667
3	3-1/2	3-1/4	2061+	3-15/16	1-11/16	3.917
3	3-3/4	3-1/2	1211	3-15/16	1-11/16	4.167
3	4	3-3/4	1422	4-1/4	2-3/4	4.417
3	4-1/4	4	1212	3-15/16	1-11/16	4.667
3	4-1/2	4-1/4	1226	3-15/16	1-11/16	4.917
3	4-3/4	4-1/2	1292	3-15/16	1-11/16	5.167
3	5-1/4	5	1340	4-1/4	2-3/4	5.667
3-1/2	3-1/4	3	1343	3-15/16	1-11/16	3.667
3-1/2	3-1/2	3-1/4	2062+	3-15/16	1-11/16	3.917
3-1/2	3-3/4	3-1/2	1209A	3-15/16	1-11/16	4.167
3-1/2	4	3-3/4	2044	4-1/4	2-3/4	4.417
3-1/2	4-1/4	4	2063+	3-15/16	1-11/16	4.667
3-1/2	4-3/4	4-1/2	1347	3-15/16	1-11/16	5.167
3-1/2	5-1/4	5	1419	4-1/4	2-3/4	5.667

+ Has extra mounting slot for OEM 3 point mount.



For use on Universal Electric®* brand motors.

MOUNTING CLIP FOR CRADLE MOUNT

Stock No. 1180A

Use with stock numbers
1182A and 1220A
2 PER PACK



MOUNTING CLIPS FOR CRADLE MOUNT

Stock No. 1181A

Use with stock numbers
1182A and 1220A
2 PER PACK



MOUNTING CLAMP FOR CRADLE MOUNT

Stock No. 613156-003

For ring O.D. 2.25"
1 PER PACK



*The OEM trade name and trademark listed on this page is not owned or controlled by Regal Rexnord Corporation. The rights associated with this trade name and trademark remain the property of their respective owners or licensees.

FASCO® MOTOR ACCESSORIES

CONTACTORS

FEATURES:

- Fasco Contactors meet specifications for devices up to 600 VAC in accordance with UL Bulletin No. 508, "Industrial Control Equipment"
- Coils have Class B insulation
- 30 Amp - Screws and quick connect terminals
- 40 Amp - Lugs and quick connect terminals

1 POLE DEFINITE PURPOSE CONTACTORS

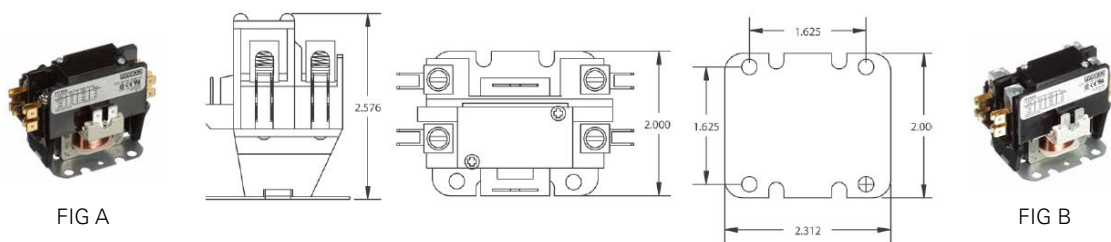
STOCK NO	POLE	F/L IND AMPS	LOCKED ROTOR AMPS 240/480/600	RES AMPS	COIL AC VOLTS	COIL VA INRUSH 60 HZ	COIL VA SEALED 60 HZ	COIL VA INRUSH 50 HZ	COIL VA SEALED 50 HZ	HP 120V 1 PH	HP 240V 1 PH	FIG
H130A	1	30	150/125/100	40	24	28	5	31	6	1	2	A
H130B	1	30	150/125/100	40	120	28	5	31	6	1	2	A
H130C	1	30	150/125/100	40	208/240	28	5	31	6	1	2	A
H140A	1	40	240/160/120	50	24	28	5	31	6	2	3	B

2 POLE DEFINITE PURPOSE CONTACTORS

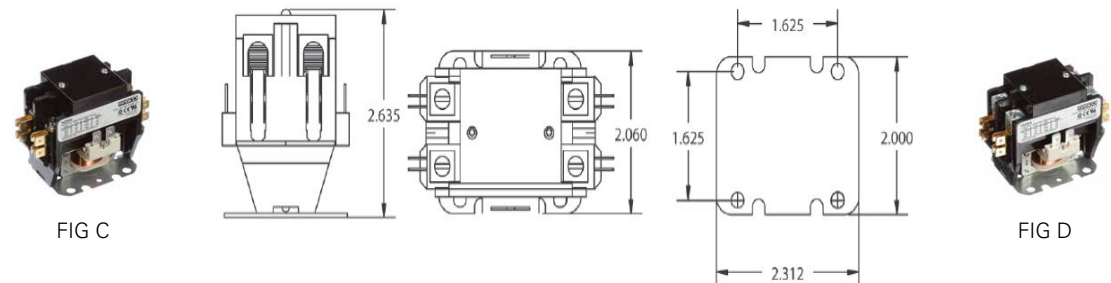
STOCK NO	POLE	F/L IND AMPS	LOCKED ROTOR AMPS 240/480/600	RES AMPS	COIL AC VOLTS	COIL VA INRUSH 60 HZ	COIL VA SEALED 60 HZ	COIL VA INRUSH 50 HZ	COIL VA SEALED 50 HZ	HP 120V 1 PH	HP 240V 1 PH	FIG
H230A	2	30	150/125/100	40	24	30	6.5	33	8	2	3	C
H230B	2	30	150/125/100	40	120	30	6.5	33	8	2	3	C
H230C	2	30	150/125/100	40	208/240	30	6.5	33	8	2	3	C
H240A	2	40	240/160/120	50	24	30	6.5	33	8	2	3	D
H240B	2	40	240/160/120	50	120	30	6.5	33	8	2	3	D
H240C	2	40	240/160/120	50	208/240	30	6.5	33	8	2	3	D

NOTES	DESCRIPTION
BOLD	Most popular stock item

1 POLE



2 POLE



FASCO® MOTOR ACCESSORIES

CONTACTORS

FEATURES:

- 30 Amp - Screws and quick connect terminals
- 40 Amp - Lugs and quick connect terminals
- 50/60 Amp - Lugs and quick connect terminals
- 75/90 Amp - Lugs and quick connect terminals

3 AND 4 POLE DEFINITE PURPOSE CONTACTORS

STOCK NO	POLE	F/L IND AMPS	LOCKED ROTOR AMPS 240/480/600	RES AMPS	COIL AC VOLTS	COIL VA INRUSH 60 HZ	COIL VA SEALED 60 HZ	COIL VA INRUSH 50 HZ	COIL VA SEALED 50 HZ	HP 120V 1 PH	HP 208V 1 PH	HP 240V 1 PH	HP 208V 3 PH	HP 240V 3PH	HP 480V 3 PH	HP 600V 3 PH	FIG
H330A	3	30	180/150/120	40	24	60	6	65	7.5	2		5	10	15	20	A	
H330B	3	30	180/150/120	40	120	60	6	65	7.5	2		5	10	15	20	A	
B330C	3	30	180/150/120	40	208/240	60	6	65	7.5	2		5	10	15	20	A	
H340A	3	40	240/200/160	50	24	60	6	65	7.5	3		3	10	20	25	B	
H340B	3	40	240/200/160	50	120	60	6	65	7.5	3		3	10	20	25	B	
H340C	3	40	240/200/160	50	208/240	60	6	65	7.5	3	7.5	3	10	20	25	B	
H350A	3	50	300/250/200	65	24	120	16	129	17.5	3	7.5	7.5	15	15	25	25	C
H350B	3	50	300/250/200	65	120	120	16	129	17.5	3	7.5	7.5	15	15	25	25	C
H350C	3	50	300/250/200	65	208/240	125	16	129	17.5	3	7.5	7.5	15	15	25	25	C
H360A	3	60	360/300/240	75	24	120	16	129	17.5	5	7.5	7.5	25	25	30	30	C
H360B	3	60	360/300/240	75	120	120	16	129	17.5	5	7.5	7.5	25	25	30	30	C
H360C	3	60	360/300/240	75	208/240	125	16	129	17.5	5	7.5	7.5	25	25	30	30	C
H375AC	3	75	450/375/300	93	24	240	27	285	42	5	15	15	25	25	40	40	D
H375BC	3	75	450/375/300	93	120	240	27	285	42	5	15	15	25	25	40	40	D
H375CC	3	75	450/375/300	93	208/240	240	27	285	42	5	15	15	25	25	40	40	D
H390BC	3	90	540/450/360	120	120	240	27	285	42	7.5	20	20	30	30	50	50	D
H390CC	3	90	540/450/360	120	208/240	240	27	285	42	7.5	20	20	30	30	50	50	D
H430B	4	30	180/150/120	40	120	60	6	65	7.5	2		5	10	15			E
H440A	4	40	240/200/160	50	24	60	6	65	7.5	3		7.5	10	20			F
H440B	4	40	240/200/160	50	120	60	6	65	7.5	3		7.5	10	20			F
H440C	4	40	240/200/160	50	208/240	60	6	65	7.5	3		7.5	10	20			F



FIG A



FIG B



FIG C



FIG D



FIG E



FIG F

FASCO® MOTOR ACCESSORIES

2 AND 3 FAN BLADES

INTERCHANGEABLE HUB CONDENSER (PRESSURE) TYPE

FEATURES:

- 18" to 24" diameter
- High quality, heavy duty aluminum blades
- Zinc and dichromate plated steel spiders
- For use with interchangeable hex hubs
- Blades tested at 1000 RPM

APPLICATIONS:

- Air-conditioning condensers
- Power roof ventilators
- Heat pumps
- Heat exchangers
- Unit heaters
- Commercial and industrial equipment

PART NUMBER BREAKDOWN

NO OF BLADES	FAN BLADE TYPES	ROT	BLADE DIA	BLADE PITCH	HUB BORE SIZE
2- 3- 4- 5- Etc...	C - Condenser F - Free Air S - Slinger Ring	R - Right, CW view air discharge side L - Left, CCS viewing air discharge side	In inches	In degrees	1 = 1/4" HUB I.D. 2 = 5/16" HUB I.D. 3 = 3/8" HUB I.D. 4 = 1/2" HUB I.D. 5 = 5/8" HUB I.D. 6 = 3/4" HUB I.D.
3	C	R	18	33	4 (fixed hubs only)

2 BLADE

STOCK NO	FAN			STATIC PRESSURE				STD PACK	MAX RPM
	ROT	DIA (IN)	PITCH (DEG)	0"		.30"			
				CFM	BHP	CFM	BHP		
2CL1827	CCW	18	27	2400	0.08	870	0.11	4	1725
2CL2025	CCW	20	25	3000	0.10	1320	0.15	4	1725
2CL2227	CCW	22	27	4340	0.17	2200	0.26	4	1725

3 BLADE

STOCK NO	FAN			STATIC PRESSURE				STD PACK	MAX RPM
	ROT	DIA (IN)	PITCH (DEG)	0"		.30"			
				CFM	BHP	CFM	BHP		
3CR1827	CW	18	27	2450	0.10	1260	0.14	2	1725
3CR1833	CW		33	2830	0.14	1620	0.21		
3CR2024	CW		24	3160	0.17	2010	0.23		
3CR2028	CW	20	28	3560	0.21	2410	0.27	2	1725
3CR2031	CW		31	3870	0.24	2680	0.30		
3CR2426	CW		26	5860	0.42	4600	0.49		
3CR2433	CW	24	33	7010	0.63	5600	0.70	2	1140



2 BLADE



3 BLADE

FASCO® MOTOR ACCESSORIES

4 FAN BLADES

INTERCHANGEABLE HUB CONDENSER (PRESSURE) TYPE

FEATURES:

- 14" to 26" diameters
- High quality, heavy duty aluminum blades
- Zinc and dichromate plated steel spiders
- For use with interchangeable hubs
- Blades tested at 1000 RPM

APPLICATIONS:

- Air-conditioning condensers
- Power roof ventilators
- Heat pumps
- Heat exchangers
- Unit heaters
- Industrial equipment

4 BLADE - INTERCHANGEABLE HUB

STOCK NO	FAN			STATIC PRESSURE				STD PACK	MAX RPM		
	ROT	DIA (IN)	PITCH (DEG)	0"		.30"					
				CFM	BHP	CFM	BHP				
4CR1423	CW	14	23	1000	0.04	400	0.06	2	1725		
4CL1423	CCW										
4CR1433	CW		33	1320	0.07	670	0.10				
4CL1433	CCW										
4CR1623	CW	16	23	1630	0.09	1030	0.12	2	1725		
4CL1623	CCW										
4CR1633	CW		33	2550	0.15	1450	0.18				
4CL1633	CCW										
4CR1827	CW	18	27	2490	0.12	1510	0.18	2	1725		
4CL1827	CCW										
4CR1833	CW		33	2950	0.17	1870	0.23				
4CL1833	CCW										
4CR2026	CW	20	26	3450	0.24	2580	0.32	2	1725		
4CL2026	CCW										
4CR2029	CW		29	3920	0.29	2290	0.35				
4CR2033	CW									33	4350
4CR2227	CW	22	27	4840	0.28	3640	0.37	2	1140		
4CL2227	CCW										
4CR2418	CW	24	18	4500	0.25	3500	0.25			2	1140
4CR2427	CW										
4CL2427	CCW		27	6360	0.45	5280	0.63				
4CR2627	CW										
4CR2633	CW	26	27	7600	0.64	6690	0.80	2	1140		
4CR2633	CW									33	8950

FIXED HUB CONDENSER (PRESSURE) TYPE

FEATURES:

- 14" to 24" diameters
- High quality, heavy duty aluminum blades
- Factory balanced, 1/2" bore, shaved and staked hub-attached on intake side
- Blades tested at 1000 RPM

APPLICATIONS:

- Air-conditioning condensers
- Power roof ventilators
- Heat pumps
- Heat exchangers
- Unit heaters
- Exhaust fans

4 BLADE - FIXED HUB

STOCK NO	FAN			STATIC PRESSURE				STD PACK	MAX RPM
	ROT	DIA (IN)	PITCH (DEG)	0"		.30"			
				CFM	BHP	CFM	BHP		
4CR1433-4	CW	14	33	1320	0.07	670	0.10	4	1725
4CR1633-4	CW	16	33	2550	0.15	1450	0.18	4	1725



INTERCHANGEABLE HUB



FIXED HUB

FASCO® MOTOR ACCESSORIES

5 FAN BLADES FIXED HUB AND HUBLESS

FEATURES:

- 7" to 10" diameter
- High quality aluminum blades
- CW fans have hub attached on discharge side
- CCW fans have hub attached on intake side
- Zinc and chromate coated steel hub
- Blades tested at 1000 RPM

APPLICATIONS:

- Freezers
- Heaters
- Refrigerators

5 BLADE - FIXED HUB

STOCK NO	FAN			BORE (IN)	MAX RPM	STATIC PRESSURE		STD PACK	MAX RPM
	ROT	DIA (IN)	PITCH (DEG)			0"			
						CFM	BHP		
5FR727-1	CW	7	28	1/4	3450	450	0.05	10	3450
5FL727-1	CCW	7	28	1/4	3450	450	0.05	10	3450
5FR727-2	CW	7	28	5/16	3450	450	0.05	10	3450
5FL727-2	CCW	7	28	5/16	3450	450	0.05	10	3450
5FR824-1	CW	8	24	1/4	3450	620	0.07	10	3450
5FL824-1	CCW	8	24	1/4	3450	620	0.07	10	3450
5FR824-2	CW	8	24	5/16	3450	620	0.07	10	3450
5FL824-2	CCW	8	24	5/16	3450	620	0.07	10	3450
5FR832-1	CW	8	32	1/4	3450	750	0.11	10	3450
5FL832-1	CCW	8	32	1/4	3450	750	0.11	10	3450
5FR832-2	CW	8	32	5/16	3450	750	0.11	10	3450
5FL832-2	CCW	8	32	5/16	3450	750	0.11	10	3450
5FL926-1	CCW	9	25	1/4	3000	800	0.09	10	3000
5FR926-2	CW	9	25	5/16	3000	800	0.09	10	3000
5FL926-2	CCW	9	25	5/16	3000	800	0.09	10	3000
5FR1020-1	CW	10	22	1/4	1725	550	0.02	10	1725
5FL1020-1	CCW	10	22	1/4	1725	550	0.02	10	1725
5FR1020-2	CW	10	22	5/16	1725	550	0.02	10	1725
5FL1020-2	CCW	10	22	5/16	1725	550	0.02	10	1725
5FR1031-2	CW	10	33	5/16	1725	740	0.04	10	1725
5FL1031-2	CCW	10	33	5/16	1725	740	0.04	10	1725

5 BLADE - FIXED HUBLESS

STOCK NO	FAN			BORE (IN)	MAX RPM	STATIC PRESSURE		STD PACK	MAX RPM	NOTES
	ROT	DIA (IN)	PITCH (DEG)			0"				
						CFM	BHP			
5FR1023	CW	10	23	1/4	1550	525	0.02	10	1550	
5FR823	CW	8	23	1/4	1550	400	0.01	10	1550	



FIXED HUB



FIXED HUBLESS

FASCO® MOTOR ACCESSORIES

FAN BLADES AND FAN BLADE ACCESSORIES

C-FRAME FAN BLADES USED WITH K-LINE MOTORS

STOCK NO	ROT	DESCRIPTION	BORE DIA	FAN DIA	FIG
K-FAN4032	CW/CCW	"D" SHAPED HUB	0.2178	4-5/8	A
K-FAN4031	CW/CCW	ROUND BORE HUB	0.1811	4-5/8	A
K-FAN6009	CW	DESCRIPTION	0.2178	6-5/8	B
K-FAN6010	CW	ROUND BORE HUB	0.1811	4	C
K-FAN6012	CW	ROUND BORE HUB	0.1811	3-1/2	D
K-FAN6013	CCW	ROUND BORE HUB	0.1811	5-1/2	E
K-FAN6011	CW	ROUND BORE HUB	0.1811	4	F
K-FAN6046	CCW	ROUND BORE HUB	0.1811	5-1/2	B



FIG A



FIG B



FIG C



FIG D



FIG E



FIG F

DRAFT BOOSTER COOLING FAN KITS

Stock No. FK100

CW rotation
1-3/4" diameter
1/4" hub ID



Stock No. FK101

CCW rotation
1-3/4" diameter
1/4" hub ID

One fan per kit

Rotation is facing side opposite hub

HEX HUB FEATURES:

- Sizes to fit most applications
- Simple screw design
- Zinc plated steel
- Pre-tapped holes with mounting and set screws started

INTERCHANGEABLE HEX HUBS

STOCK NO	BORE	NO SET SCREWS
H5	5/16	1
H8	1/2	2
H10	5/8	2



Package 12 per carton

FASCO® MOTOR ACCESSORIES

SINGLE INLET BLOWER WHEELS

APPLICATIONS:

- Condensers
- Small appliances
- Furnaces
- Draft boosters
- Flue exhausts

FEATURES:

- Galvanized steel

SINGLE INLET

STOCK NO	DIA	WIDTH	ROT	BORE	MAX RPM	STD PACK
1-6123	4	7/8	CW	5/16	3600	4
1-6038	3	1-7/8	CW	1/4	5000	4
1-6039	3	1-7/8	CCW	1/4	5000	4
1-6040	3-13/16	1-7/8	CCW	1/4	5000	4
1-6041	3-13/16	1-7/8	CW	1/4	5000	4
1-6042	3-13/16	1-7/8	CCW	5/16	5000	4
1-6043	3-13/16	1-7/8	CW	5/16	5000	4
1-6044	3-13/16	2-1/2	CW	5/16	5000	4
1-6045	3-13/16	2-1/2	CCW	5/16	5000	4
1-6113	3-27/32	1	CW	1/4	5800	4
1-6051	3-27/32	1-13/64	CCW	1/4	5640	4
1-6141	4	1-1/2	CCW	5/16	3600	4
1-6133	4	2-1/2	CCW	1/4	3600	3
1-6046	4-1/4	2	CCW	1/4	4500	4
1-6047	4-1/4	2	CCW	5/16	4500	4
1-6052	4-1/4	2-15/16	CCW	1/4	4500	3
1-6160	4-17/32	1-1/4	CW	5/16	6300	4
1-6161	4-17/32	1-1/4	CCW	5/16	6300	4
1-6048	4-17/32	2-15/16	CW	5/16	3600	3
1-6000	4-17/32	2-15/16	CCW	5/16	3600	3
1-6024	5-13/64	2-1/2	CW	5/16	3600	4
1-6053	5-13/64	2-29/32	CW	5/16	3600	3

SINGLE INLET

STOCK NO	DIA	WIDTH	ROT	BORE	MAX RPM	STD PACK
1-6054	5-13/64	2-29/32	CCW	5/16	3600	3
1-6143	5-3/4	1-1/2	CCW	5/16	3600	4
1-6026	5-45/64	2-15/16	CCW	5/16	3000	3
1-6002	5-45/64	4	CW	1/2	2800	2
1-6057	5-45/64	4	CCW	1/2	2800	2
1-6058	6	3-1/4	CW	1/2	2400	3
1-6010	6	3-1/4	CCW	1/2	2400	3
1-6060	6-3/16	2-15/16	CCW	3/8	3000	3
1-6064	6-25/64	4	CCW	1/2	1700	2
1-6066	7-1/8	2	CCW	5/16	2900	4
1-6005	7-1/8	4	CCW	1/2	1500	2
1-6070	7-13/64	3-1/2	CW	1/2	1800	3
1-6071	7-31/64	3-1/2	CCW	1/2	1800	3
1-6006	8-5/64	4	CW	1/2	1650	3
1-6074	8-5/64	4	CCW	1/2	1650	3
1-6077	8-35/64	3	CCW	1/2	2050	4
1-6076	8-35/64	3	CW	1/2	2050	4
1-6007	9-1/8	4-1/4	CW	1/2	1475	3
1-6078	9-1/8	4-1/4	CCW	1/2	1475	3
1-6079	9-31/32	4	CW	1/2	1350	3
1-6080	9-31/32	4	CCW	1/2	1350	3
1-6027	9-31/32	6	CW	1/2	1100	2

NOTES	DESCRIPTION
-------	-------------

BOLD	Most popular stock item
-------------	-------------------------



CW ROT
ROTATION VIEWED
SIDE OPPOSITE HUB



CCW ROT
ROTATION VIEWED
SIDE OPPOSITE HUB

FASCO® MOTOR ACCESSORIES

DOUBLE INLET BLOWER WHEELS

APPLICATIONS:

- Condensers
- Small appliances
- Furnaces

FEATURES:

- Galvanized steel (except *2-6033 and *2-6034 are aluminum)

DOUBLE INLET

STOCK NO	DIA	WIDTH	ROT	BORE	MAX RPM	STD PACK
2-6011	4-27/32	7	CW	1/2	3600	1
2-6029	4-27/32	7	CCW	1/2	3600	1
2-6082	5-13/23	6-55/64	CCW	3/8	3600	1
2-6030	5-1/4	6-7/8	CW	1/2	3600	1
2-6012	5-19/64	7	CCW	1/2	3600	1
2-6013	5-9/16	6-1/2	CW	1/2	2500	1
2-6014	5-9/16	6-1/2	CCW	1/2	2500	1
2-6031	5-45/64	7-5/8	CW	1/2	3000	1
2-6032	5-45/64	7-5/8	CCW	1/2	3000	1
2-6033*	5-3/4	7-5/8	CW	1/2	1700	1
2-6083	6-25/64	7	CW	1/2	2050	1
2-6015	6-25/64	7	CCW	1/2	2050	1
2-6084	6-3/16	7-5/8	CW	1/2	3000	1
2-6085	6-3/16	7-5/8	CCW	1/2	3000	1
2-6034*	6-24/64	8	CW	1/2	1500	1
2-6086	7-31/64	4	CW	3/4	2700	2
2-6087	7-31/64	4	CCW	3/4	2700	2
2-6035	7-31/64	4-1/2	CW	3/4	2400	2
2-6036	7-31/64	4-1/2	CCW	3/4	2400	2
2-6016	7-31/64	6	CW	3/4	1950	2
2-6017	7-31/64	6	CCW	3/4	1950	2
2-6018	7-31/64	9	CW	1/2	1600	1
2-6089	9-1/2	6	CW	1/2	1750	2
2-6019	9-1/2	7	CW	1/2	1550	1
2-6090	9-1/2	8	CW	1/2	1400	1
2-6020	9-1/2	9-1/4	CW	1/2	1300	1
2-6093	10-25/32	7	CW	1/2	1350	2
2-6021	10-25/32	7-3/4	CW	1/2	1250	1
2-6037	10-25/32	9-1/4	CW	1/2	1200	1
2-6022	10-25/32	10-1/2	CW	1/2	1150	1



CW ROT
ROTATION VIEWED
HUB SIDE



CCW ROT
ROTATION VIEWED
HUB SIDE

FASCO® MOTOR ACCESSORIES

MOUNTING KITS

FLEX MOUNT BRACKET KITS

Stock No.

FM50**

Motor diameter 5.0" (42 Frame)

Bolt circle 9" and 10.18"



Stock No.

FM554**

Motor diameter 5.5" (48 Frame)

Bolt circle 9" and 10"



Stock No.

FM55**

Motor diameter 5.5" (48 Frame)

Bolt circle 9" and 10.18"



MOUNTING BRACKET

Stock No. 5K001

Used on 3.3" diameter motors.



**These kits are designed for direct drive blower motors using the flexible bracket mounting arrangement. Grommets and eyelets are included.

BAND MOUNTING KITS

STOCK NO	MOTOR DIA	LUG SIZE	BOLT CIRCLE RANGE	FIG
NO55L	5.5	Large	8-1/8 - 12-1/8	A
NO55S	5.5	Small	6-7/8 - 8-1/8	A
KIT34	3.3	Large	4-11/16 - 9-7/8	A
KIT50	5	Large	6-7/16 - 11-11/16	A
KIT49	3 small lugs for Kit 55S			B
KIT150	4 grommets to fit lugs on Kits 34,49,50,55L,55S			C
NO50L	4.4 & 5.0	Large	6-1/2 - 11-8/16	D
NO33L	3.3	Large	4-1/2 - 10	D
KIT315	5	Large	9.8	E
KIT317	5.6	Large	9.8	E

NOTES	DESCRIPTION
BOLD	Most popular stock item



FIG A



FIG B



FIG C



FIG D



FIG E

FASCO® MOTOR ACCESSORIES

MOUNTING KITS AND ADAPTER PLATES

MOUNTING KITS

Stock No.

KIT200

Holes for 4.4" and 5.6" diameter motors. One kit will adapt both ends of motor for base mounting.



Package one per kit

Stock No.

KIT218

Aluminum stand-off bracket for motor-blower mounting. Matches 3.3" mounting pattern. KIT214 required to mount to motor.



Package one per kit

Stock No.

KIT414

Adjustable casebolt mounting kit.



Package four per kit

Stock No.

H33

Special mounting kit for 3.3" diameter to replace motors in NuTone®* units.



Includes four nuts and two hex hub brackets. Use KIT187 mounting rings.

ADAPTER PLATES

Stock No.

KIT207

Provides rectangular mounting stud pattern on 5.0" or 5.6" diameter Fasco motors to match Fedders™* stud motors. Similar to Emerson®* and RMR®* rectangular mounting stud patterns.



Package one per kit

Stock No.

KIT380

OEM mounting adapter plate.



Package one per kit

Stock No.

KIT205

Franklin Redmond* 4-1/8" diameter mounting adapter plate.



Package one per kit

Stock No.

KIT214

Special end plate for 3.3" diameter motor.



Package one per kit

Stock No.

KIT199

Motor length adapter kit. Provides means to base mount Fasco 5" diameter motors. Two kits needed to adapt both ends of motor for base mounting.



Package one per kit

*All the OEM trade names and trademarks listed on this page are not owned or controlled by Regal Rexnord Corporation. The rights associated with those trade names and trademarks remain the property of their respective owners or licensees.

FASCO® MOTOR ACCESSORIES

MOUNTING GROMMETS AND MOUNTING RINGS

MOUNTING GROMMETS

Stock No. GROM6008
For 3/4" slot.
Includes a steel sleeve



Standard pack one

Stock No. GROM6000
For 1/2" slot



Standard pack one

COLEMAN® "LORD" MOUNT

Stock No. KIT208
Studs: 3/8" X 8-32" X 3/8"
Bushing: 1/2" X 1/2"



Package four per kit

Stock No. MNT1518
Studs: 1/4" X 8-32"
Hole: 1/4" X 8-32"
Bushing: 1/2" X 1/2"



Standard pack one

RUBBER MOUNTING RINGS

For 4.4", 5.0" (42 frame) and 5.6" (48 frame) diameter motors

Stock No. KIT184
+ Henrite rubber mounting rings for cradle mounts.
Hub ring OD: 2.5"
Hub ring round ID: 1.87"



Package two per kit

Stock No. KIT183
+ Henrite rubber mounting rings for cradle mounts.
Hub ring OD: 2.25"
Hub ring round ID: 1.87"



Package two per kit

Stock No. KIT186
++ All rubber mounting rings for cradle mounts.
Hub ring OD: 2.5"
Hub ring hex ID: 1.57"



Package two per kit

For 3.3" Diameter motors

Stock No. KIT180
+ Henrite rubber mounting rings for cradle mounts.
Hub ring OD: 1.8"
Hub ring round ID: 1.277"



Package two per kit

Stock No. KIT187
Rubber mounting rings for cradle mounts. Can be used with H33 in NuTone®* and Broan®* applications.
Hub ring OD: 1.87"
Hub ring round ID: 1.25"



Package two per kit

+ Henrite are rubber mounting rings with steel bands, used with cradle bases and knife edge motor supports.

++ All Rubber rings are used with direct drive blower motors and "clamp" type supports.

*All the OEM trade names and trademarks listed on this page are not owned or controlled by Regal Rexnord Corporation. The rights associated with those trade names and trademarks remain the property of their respective owners or licensees.

FASCO® MOTOR ACCESSORIES

CONDUIT BOXES, CONDUIT KITS AND BLOWER PARTS

CONDUIT BOXES

Stock No.

KIT142

Black box for 3.3" diameter motor.



Package one per kit

Stock No.

KIT144

Gray tie-rod mountable box for 4.4", 5.0" (42 frame) and 5.6" (48 frame) diameter motors.



Package one per kit

CONDUIT KITS

Stock No.

KIT100

For 5/16" and 3/8" Greenfield (flexible conduit)



Package two per kit

Stock No.

KIT102

3/8" Conduit connector

Allen Stevens type, complete with mounting screws.



Package three per kit

END PLATES

Stock No.

KIT216

Special end plate for 3.3" diameter motors for base mounting. Use with KIT180 mounting cups.



Package one per kit

Stock No.

KIT225

Triangular bracket with grommets for 3.3" diameter motors.



Package one per kit

MOUNTING CUP

Stock No.

KIT265

Used to mount 3.3" diameter motors to some blower housings.



Package one per kit

CAPACITOR MOUNTING KIT

Stock No.

KIT6001

Rubber boot and bracket



Package one per kit

FASCO® MOTOR ACCESSORIES

RAIN SHIELDS, TIE RODS AND NEOPRENE GASKET

RAIN SHIELDS

Stock No. KIT170

Disk type, 1/2" bore, 6-3/4" diameter
Height (including shaft bore): 0.92"
For vertically mounted motors.



Standard pack one

Stock No. RAIN6000

Disk type, 5/8" bore, 6-3/4" diameter
Height (including shaft bore): 1.84"
For vertically mounted motors.



Standard pack one

Stock No. RAIN6017

Disk type, 5/8" bore, 7" diameter
Height (including shaft bore): 1.84"
For vertically mounted motors.



Standard pack one

STAKED TIE RODS

Stock No. KIT220

8" long, 8-32 thread, for Fasco 5.6" diameter motors. Per rod, includes one staked nut and one regular nut.



Package four per kit

Stock No. KIT221

8" long, 10-32 thread, for Fasco 4.4" diameter motors. Per rod, includes one staked nut and one regular nut.




Package four per kit

NEOPRENE GASKET

Stock No. GASKET0167

Includes one gasket and four grommets.
For use with 3.3" diameter motors.
2.84" bolt circle diameter



Standard pack one

Stock No. KIT832

11/32" nuts, 8-32 thread



32 per package

Stock No. KIT1032

11/32" nuts, 10-32 thread



32 per package

Stock No. KIT415

11/32" Locknuts, 10-32 thread



32 per package

FASCO® MOTOR ACCESSORIES

RESILIENT MOTOR BASE REFERENCE

STOCK NO	RECOMM BASE	STOCK NO	RECOMM BASE	STOCK NO	RECOMM BASE	STOCK NO	RECOMM BASE	STOCK NO	RECOMM BASE
D112	517*	D329	435	D483	492	D728	595	D1016	479
D117	386	D333	386*	D484	492	D729	595	D1025	492
D150	492*	D335	408	D485	492	D748	492	D1042	492
D151	492*	D336	435	D486	517*	D783	461	D1061	492
D152	492*	D337	435	D487	517*	D787	492	D1089	435
D174	417	D338	492	D497	542	D788	558	D1246	435
D178	417	D339	492	D635	435	D818	705*	D1710	705*
D236	435	D347	386	D701	595	D913	479	D7745	517
D260	479	D474	542	D703	558	D915	595	D7748	492
D261	461	D480	542	D721	461	D920	595	D7749	435
D264	408*	D481	542	D725	461	D923	492		
D312	492	D482	492	D727	479	D929	558*		

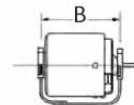
* May need to reverse one or more mounting rings

CRADLE BASE "B" DIMENSION	3-1/2" STOCK NO (BASE KIT)	3" STOCK NO (BASE KIT)
3.54	35-354	
3.86	35-386	30-386
4.08	35-408	30-408
4.17	35-417	
4.35	35-435	30-435
4.61	35-461	30-461
4.79	35-479	30-479
4.92	35-492	30-492
5.17	35-517	30-517
5.42	35-542	30-542
5.58	35-558	30-558
5.95	35-595	30-595
7.05	35-705	30-705

The current base numbering system uses the first two numbers to indicate shaft height (30 is 3.0" and 35 is 3.5"). The last three numbers represent distance between cradle arms (386 is 3.86"). Example: 35-417 has a 3.5" shaft height and 4.17" cradle base. To achieve the shaft height listed, the 2-1/2" diameter rings must be used.

For motors not listed:

Add .8 to "A" dimension of 4-7/16" diameter motors for base "B" dimension.
 Add .9 to "A" dimension of 5" diameter motors for base "B" dimension.
 Add .5 to "A" dimension of 5-5/8" diameter motors for base "B" dimension.



When ordering use part number example:

35-354BASE = Base Only

35-354 = Complete Base Kit

Specify shaft height 3.00" or 3.50" and motor model.

BASE



CLAMP

Stock No. CLAMP6004



COMPLETE BASE KIT



Two base clamps ship with each base

One base and two base clamps

NOTES	DESCRIPTION
BOLD	Most popular stock item

GENTEQ® - ELCO® - CANADA MOTOR ACCESSORIES

GENTEQ

CUSHION RINGS

STOCK NO	RING DIAMETER	RING TYPE
GA494	2-1/4	Bonded
GA493	2-1/2	Bonded
GA460	2-1/2	Unbonded



Note: Intended for 5.5" diameter, GE®* 39 frame motors.

2 PER PACK

TORSION FLEX MOUNTING ADAPTER - 3 LEGS

Stock No. **GA556**

Used with 5" and 5-1/2" diameter motors.

B.C.: 9" and 10"



RESILIENT BASE KITS

3.5" CENTERLINE HEIGHT

STOCK NO	SHELL LENGTH	YO DIM
GA471	3.57	4.89
GA472	3.82	5.14
GA474	1.32	5.64
GA476	1.82	6.14



For use with motors having 2-1/4" resilient rings.

Note: Intended for 5-1/2" diameter, GE 39 frame motors.

Includes base with latch snaps.

NOTES	DESCRIPTION
BOLD	Most popular stock item

ELCO

FAN BLADES

APPLICATIONS:

- For use on Elco motors ONLY

FEATURES:

- Plastic
- Temperature range -30° C to 60° C



ADAPTER BRACKET

APPLICATIONS:

To mount NU Series motors on "European Style" condenser brackets.

STOCK NO. EUBKT01



STOCK NO	DIA (IN)	PITCH (DEG)	NO OF BLADES	CW MOTOR AIRFLOW	MOTOR WATT
4VEA012	6	28	5	Suction	4 & 5
4VEA011	6.5	31	5	Suction	5
4VEA009	7.75	28	5	Suction	6 & 9
4VEP003	7.75	31	5	Pusher	10
4VEA010	7.75	34	5	Suction	6 & 9
4VEA016	8.75	31	5	Suction	10
4VEA013	9	25	5	Suction	9
4VEA006	9	31	5	Suction	16
4VEA008	10	22	5	Suction	16
4VEA007	10	28	5	Suction	16

CANADA

FAN BLADES

STOCK NO	WATTS	DIA (IN)	PITCH	BLADES	MOTOR AIR FLOW	STYLE
4012309	4 & 5	6.06	19°	5	Suction	Aluminum
4012543	6 & 9	6.77	28°	5	Blower	Aluminum



TORSION FLEX MOUNTING BRACKET

Stock No. TFM55

Fits 42 and 48 frame motors.

For use on motors up to 1/2 HP.



*GE is believed to be the trademark and/or trade name of General Electric Company, all of which are not owned or controlled by Regal Rexnord Corporation.

MOTOR INDEX

Symbols

1-6000.....	209	2-6034.....	210	5FE1076SV1.....	95	30-435.....	216
1-6002.....	209	2-6035.....	210	5FL727-1.....	207	30-461.....	216
1-6005.....	209	2-6036.....	210	5FL727-2.....	207	30-479.....	216
1-6006.....	209	2-6037.....	210	5FL824-1.....	207	30-492.....	216
1-6007.....	209	2-6082.....	210	5FL824-2.....	207	30-517.....	216
1-6010.....	209	2-6083.....	210	5FL832-1.....	207	30-542.....	216
1-6024.....	209	2-6084.....	210	5FL832-2.....	207	30-558.....	216
1-6026.....	209	2-6085.....	210	5FL926-1.....	207	30-595.....	216
1-6027.....	209	2-6086.....	210	5FL926-2.....	207	30-705.....	216
1-6038.....	209	2-6087.....	210	5FL1020-1.....	207	35-354BASE.....	216
1-6039.....	209	2-6089.....	210	5FL1020-2.....	207	35-386BASE.....	216
1-6040.....	209	2-6090.....	210	5FL1031-2.....	207	35-408BASE.....	216
1-6041.....	209	2-6093.....	210	5FR727-1.....	207	35-417BASE.....	216
1-6042.....	209	2CL1827.....	205	5FR727-2.....	207	35-435BASE.....	216
1-6043.....	209	2CL2025.....	205	5FR823.....	207	35-461BASE.....	216
1-6044.....	209	2CL2227.....	205	5FR824-1.....	207	35-479BASE.....	216
1-6045.....	209	2S001.....	20, 55	5FR824-2.....	207	35-492BASE.....	216
1-6046.....	209	2S002.....	20, 55	5FR832-1.....	207	35-517BASE.....	216
1-6047.....	209	3CR1827.....	205	5FR832-2.....	207	35-542.....	194
1-6048.....	209	3CR1833.....	205	5FR926-2.....	207	35-542BASE.....	216
1-6051.....	209	3CR2024.....	205	5FR1020-1.....	207	35-558BASE.....	216
1-6052.....	209	3CR2028.....	205	5FR1020-2.....	207	35-595BASE.....	216
1-6053.....	209	3CR2031.....	205	5FR1023.....	207	35-705BASE.....	216
1-6054.....	209	3CR2426.....	205	5FR1031-2.....	207	43G52.....	27, 190
1-6057.....	209	3CR2433.....	205	5K002.....	194	89PSC.....	20, 66
1-6058.....	209	4CL1423.....	206	5K003.....	194	136A.....	23, 75
1-6060.....	209	4CL1433.....	206	5K004.....	194	148A.....	25, 82
1-6064.....	209	4CL1623.....	206	5K005.....	194	149A.....	27, 84
1-6066.....	209	4CL1633.....	206	5K007.....	195	150A.....	27, 83
1-6070.....	209	4CL1827.....	206	5K008.....	196	158A.....	27, 92
1-6071.....	209	4CL1833.....	206	5K010V.....	43, 196	159A.....	28, 92
1-6074.....	209	4CL2026.....	206	5K015.....	43, 196	160A.....	26, 108
1-6076.....	209	4CL2227.....	206	5K016.....	43, 196	170B.....	104
1-6077.....	209	4CL2427.....	206	5R007.....	22, 54	174A.....	23, 105, 108
1-6078.....	209	4CR1423.....	206	5R016.....	12, 180	182A.....	23, 93
1-6079.....	209	4CR1433.....	206	5R017.....	13, 180	246....	13, 58, 60, 61, 106, 109
1-6080.....	209	4CR1433-4.....	206	5R018.....	13, 180	247.....	13, 58
1-6113.....	209	4CR1623.....	206	5R020.....	12, 180	248.....	13, 58
1-6123.....	209	4CR1633.....	206	5R021.....	12, 180	249.....	13, 58
1-6133.....	209	4CR1633-4.....	206	5R022.....	13, 180	250.....	13, 58, 62, 111, 114
1-6141.....	209	4CR1827.....	206	5R023.....	13, 180	251.....	13, 58
1-6143.....	209	4CR1833.....	206	5R024.....	12, 180	252.....	13, 58
1-6160.....	209	4CR2026.....	206	5R025.....	12, 180	253.....	13, 58
1-6161.....	209	4CR2029.....	206	5R026.....	12, 180	254.....	14, 58, 61, 62, 105
2-6011.....	210	4CR2033.....	206	5R027.....	12, 180	254A.....	60, 109, 111, 115
2-6012.....	210	4CR2227.....	206	5R028.....	12, 180	255.....	14, 58
2-6013.....	210	4CR2418.....	206	5R030.....	12, 179	256....	14, 58, 61, 62, 109, 115
2-6014.....	210	4CR2427.....	206	5R031.....	12, 179	257.....	14, 58
2-6015.....	210	4CR2627.....	206	5R034.....	12, 179	258....	14, 59-60, 62, 105, 114
2-6016.....	210	4CR2633.....	206	5R035.....	12, 179	259.....	14, 59
2-6017.....	210	4VEA006.....	217	5R036.....	12, 179	260....	14, 59-62, 105, 109, 111, 114
2-6018.....	210	4VEA007.....	217	5R038.....	12, 180	260B913H01.....	198
2-6019.....	210	4VEA008.....	217	5R999.....	13, 179	261.....	14, 59
2-6020.....	210	4VEA009.....	217	7DB6408.....	20, 65	276....	14, 59, 60, 62, 105, 115
2-6021.....	210	4VEA010.....	217	7FD1016.....	23, 82	277.....	13, 58, 60, 61, 110
2-6022.....	210	4VEA011.....	217	7FD1026.....	24, 82	285.....	14, 59, 60, 103
2-6029.....	210	4VEA012.....	217	7FD1036.....	25, 82	288.....	14, 59, 60, 105
2-6030.....	210	4VEA013.....	217	7FD1056.....	26, 84	289.....	14, 59, 60, 105
2-6031.....	210	4VEA016.....	217	7FD6000A.....	29, 86	290.....	14, 59, 60, 105
2-6032.....	210	4VEP003.....	217	7FD6001A.....	29, 86	291.....	14, 59, 61, 109
2-6033.....	210	5FC3106.....	29, 96	11.....	16	292.....	13, 58
		5FE1036SV1.....	94	30-386.....	216	297.....	13, 58, 61, 109
		5FE1054S.....	26, 94	30-408.....	216		

MOTOR INDEX

298.....	14, 59	799.....	22, 70, 116	1410A.....	200	6205ECTL.....	41
360.....	20, 72	942.....	21, 71, 112	1411A.....	197	6207E.....	22, 40, 49
362A.....	22, 66	945.....	21, 67, 116	1412A.....	197	6207ECTL.....	41
372.....	64	945A.....	21, 67	1419.....	201	6210E.....	23, 40, 49
372A.....	20, 115	950.....	21, 66, 109	1422.....	201	6210ECTL.....	41
380.....	20, 72	952.....	21, 66, 115	1479.....	200	6301.....	22, 45, 49
381.....	21, 66	953.....	21, 66, 116	1482A.....	198	6303.....	22, 45, 49
382.....	21, 64	954.....	21, 69, 115	1483A.....	197	6303R.....	22, 45, 49
390.....	22, 71	955.....	21, 67, 116	1487A.....	197	6405.....	22, 39, 49
391.....	22, 71	969A.....	26, 102, 109, 114	1488A.....	198	6407.....	22, 39, 49
435A.....	26, 92, 113	970A.....	25, 102, 114	1495.....	200	6410.....	22, 39, 49
436A.....	25, 91, 113	992A.....	23, 107	1618A.....	197	6503V.....	22, 42, 49
452A.....	22, 66	1177A.....	199	1619A.....	197	6505V.....	22, 42, 49
452B.....	22, 66	1180A.....	201	1639A.....	197	6507V.....	22, 42, 49
454A.....	26, 82	1181A.....	201	1640A.....	197	6510V.....	23, 42, 49
467A.....	22, 67, 117	1182A.....	200	2044.....	201	6703.....	22, 39, 49
483A.....	28, 83	1183A.....	198	2061.....	201	6705.....	22, 39, 49
485.....	21, 69, 117	1204A.....	198	2062.....	201	6707.....	22, 39, 49
486A.....	24, 102	1205.....	201	2063.....	201	6710.....	23, 39, 49
492.....	20, 70, 116	1206.....	201	2087A.....	198	9200.....	14, 59
494B.....	23, 75	1207A.....	201	2094A.....	200	9207F2.....	13, 63, 103, 106, 110, 112
546.....	22, 66	1209A.....	201	2097A.....	197	9208F2.....	13, 63, 108, 111, 117
0547A.....	23, 103, 108	1211.....	201	2098A.....	194, 199	9209H.....	13, 63, 107
554A.....	28, 93	1212.....	201	2116.....	198	9209L.....	13, 63, 107
566A.....	24	1216A.....	197	2117.....	52, 197	9210H.....	13, 63, 107
594A.....	26, 79	1218A.....	199	2118.....	73, 199	9211.....	12, 61, 63, 108
595.....	21, 70, 114	1220A.....	200	2271.....	200	9218.....	107
596.....	21, 64, 114	1221A.....	200	2272.....	200	9219.....	12, 63, 107
638.....	21, 109	1223A.....	200	2274.....	200	9220.....	59, 60
641.....	21, 66, 115	1226.....	201	2362.....	20, 55	9221.....	14, 59, 60, 105
642.....	22, 67, 116	1231A.....	197	2362SX.....	20, 189	9222.....	14, 59, 60, 105
647A.....	25, 102	1233A.....	197	2824.....	20, 54	9405A.....	29, 111
648A.....	26, 102	1234A.....	197	2825.....	20, 54	9406A.....	29, 111
657.....	106	1236A.....	198	2828.....	21, 54	9408.....	22, 64
661A.....	24, 78	1255A.....	200	2829.....	21, 54	9421V1A.....	26, 80
665A.....	26, 91	1257A.....	197	2840.....	20, 54	9422V1A.....	27, 80
666A.....	27, 92	1292.....	201	3124.....	105	5100A.....	15, 178
668A.....	27, 95	1295A.....	199	5101A.....	15, 178	5101A.....	15, 178
669.....	69	1296A.....	197	5104A.....	15, 178	5110A.....	15, 178
670A.....	21, 67	1302A.....	197	5111A.....	15, 178	5200A.....	15, 178
680A.....	23, 116	1304A.....	197	5201A.....	15, 178	5201A.....	15, 178
690.....	20, 108	1306A.....	197	5204A.....	15, 178	5210A.....	15, 178
730A.....	23, 75	1307A.....	197	5211A.....	15, 178	5411.....	13, 191
731A.....	25, 76	1320A.....	200	5411.....	13, 191	5911.....	13, 188, 190
732A.....	26, 77	1329A.....	199	6005.....	23, 47, 49	6005.....	23, 47, 49
733A.....	27, 77	1330A.....	197	6007DS.....	22, 48, 49	6010.....	23, 47, 49
747.....	21, 64, 106	1340.....	201	6103E.....	22, 40, 49	6103E.....	22, 40, 49
748.....	22, 64, 106	1342.....	201	6103ECTL.....	41	6103ECTL.....	41
752A.....	24, 80	1343.....	201	6105E.....	22, 40, 49	6105E.....	22, 40, 49
753A.....	25, 80	1347.....	201	6105ECTL.....	41	6105ECTL.....	41
754A.....	26, 80	1364A.....	200	6107E.....	22, 40, 49	6107E.....	22, 40, 49
760ECM.....	195	1365A.....	198	6107ECTL.....	41	6107ECTL.....	41
767A.....	24, 76	1366A.....	200	6110E.....	22, 40, 49	6110E.....	22, 40, 49
768A.....	25, 77	1376A.....	198	6110ECTL.....	41	6110ECTL.....	41
769A.....	26, 77	1377A.....	200	6203E.....	22, 40, 49	6203E.....	22, 40, 49
782A.....	24, 90	1378A.....	200	6203ECTL.....	41	6203ECTL.....	41
783A.....	26, 92	1379A.....	200	6205E.....	22, 40, 49	6205E.....	22, 40, 49
786A.....	25, 91	1380A.....	200				
788A.....	24, 93	1381A.....	198				
789A.....	25, 94	1383A.....	197				
790A.....	26, 94	1386.....	200				
791A.....	27, 95	1407A.....	197				
792ECM.....	195	1408A.....	197				

MOTOR INDEX

9714.....	21, 70	A081.....	33, 144, 160, 163	A182.....	30, 31, 155	A277.....	33, 143
9715.....	21, 70	A082.....	33, 144	A184.....	30, 31, 155	A280.....	31, 148, 155
9716.....	22, 71	A083.....	33, 144, 174	A185.....	30, 31, 148, 155	A281.....	30, 155
9717.....	22, 71	A085.....	16, 160	A188.....	32, 155	A284.....	30, 31, 155
9721.....	18, 107, 130, 156	A086.....	31, 167, 173	A189.....	31, 32, 155	A286.....	30, 31, 148, 155
9722.....	21, 73	A088.....	31, 152	A191.....	32, 172	A287.....	31, 148, 155
9723.....	22, 73	A090.....	33, 146, 167	A192.....	30, 171	A290.....	33, 155
9724.....	22, 73	A100.....	30, 153	A193.....	30, 31, 171	A301.....	29, 158
50745-D500.....	33, 144	A118.....	34, 146, 173	A194.....	29, 170	A306.....	32, 158
50746-D500.....	34, 145	A120.....	34, 148	A195.....	32, 172	A307.....	32, 159
50747-D230.....	33, 144	A121.....	30, 165	A196.....	31, 171	A320.....	29, 161
50747-D401.....	33, 144	A122.....	32, 165	A197.....	33, 170	A322.....	29, 161
50747-D500.....	33, 144	A123.....	32, 165	A198.....	30, 170	A324.....	33, 163
50747-D600.....	33, 144	A124.....	32, 165	A200.....	30, 31, 162	A325.....	33, 163
50748-D500.....	33, 144	A125.....	34, 145	A201.....	30, 31, 162	A330.....	33, 163
50748-D700.....	33, 144	A126.....	30, 165	A202.....	30, 31, 162	A331.....	33, 163
50752-D230.....	34, 145	A128.....	30, 152	A203.....	32, 162	A360.....	30, 31, 171
50752-D500.....	34, 145	A129.....	32, 148	A204.....	32, 162	A361.....	30, 171
50755-D230.....	34, 145	A130.....	33, 171	A205.....	32, 162	A362.....	30, 171
50755-D500.....	34, 145	A131.....	30, 165	A206.....	31, 162	A369.....	32, 170
50756-D230.....	34, 145	A132.....	30, 165	A207.....	30, 31, 162	A370.....	29, 32, 170
50756-D500.....	34, 145	A133.....	30, 156	A208.....	30, 31, 162	A373.....	30, 31, 171
50757-D500.....	33, 145	A134.....	29, 158	A209.....	33, 162	A455.....	34, 145
50769-D230.....	34, 145	A135.....	29, 161	A210.....	30, 31, 162	A456.....	153
50769-D500.....	34, 145	A136.....	32, 168	A211.....	32, 162	A977.....	32, 147
88020ECM.....	196	A137.....	32, 174	A212.....	34, 145	A979.....	32, 155
613156-003.....	201	A138.....	29, 161	A213.....	31, 162	A980.....	34, 146
615059-001.....	199	A139.....	30, 167	A217.....	32, 163	A981.....	34, 146
615157.....	200	A140.....	30, 155	A219.....	29, 161	A983.....	30, 159
615467-001.....	199	A141.....	31, 158	A221.....	30, 174	A984.....	32, 175
616672.....	198	A142B.....	16, 32, 166, 168	A222.....	30, 174	A985.....	32, 159
619432-105.....	200	A143.....	30, 170	A223.....	30, 31, 174	A992.....	32, 163
619432-111.....	200	A144.....	30, 174	A225.....	32, 175	A996.....	32, 168
619432-112.....	200	A145.....	32, 158	A226.....	30, 174	A1000.....	34, 145
619432-174 - 48.....	199	A146.....	29, 170	A227.....	32, 174	A1200.....	34, 146
619432-192.....	199	A148.....	30, 156, 158	A228.....	31, 175	AIC09-189.....	30, 192
625295.....	200	A150.....	30, 31, 171	A229.....	31, 175	AIC212.....	30, 31, 192
700027.....	197	A151.....	33, 156, 158	A230.....	33, 175	AIC501.....	32, 192
700046J.....	197	A154.....	30, 31, 174	A234.....	33, 175	AIC605.....	12, 188, 190
700047J.....	197	A155.....	30, 31, 149	A235.....	32, 143	AIC799.....	20, 189
1010784-001.....	197	A156.....	30, 153	A236.....	33, 143	AIC1052.....	17, 188, 190
4012309.....	217	A157.....	30, 31, 155	A238.....	32, 143	AIC18219M.....	31, 32, 192
4012543.....	217	A158.....	32, 148	A239.....	32, 143		
		A160.....	30, 31, 148	A240.....	30, 167		
		A162.....	30, 155	A241.....	31, 167	B	
A		A163.....	32, 162	A242.....	30, 167	B30.....	33, 144
A051.....	29, 31, 32, 158	A164.....	30, 161	A244.....	32, 168	B75.....	33, 144
A063.....	33, 144, 174	A165.....	32, 174	A245.....	32, 168	B160.....	34, 145
A064.....	33, 146, 156	A166.....	33, 145	A246.....	33, 168	B330C.....	203
A065.....	30, 155	A167.....	33	A247.....	32, 167	B6415.....	20, 68
A066.....	30, 31, 167	A168.....	33, 175	A248.....	32, 143	B6507.....	22, 70
A067.....	31, 32, 159	A169.....	31, 32, 158	A249.....	32, 143	B6520.....	22, 71
A068.....	29, 161	A170.....	30, 31, 158	A251.....	30, 31, 169	B22505.....	33, 146
A069.....	33, 144, 170	A171.....	32, 158	A252.....	33, 143	B22507.....	33, 146
A070.....	32, 143	A172.....	29, 158	A253.....	33, 143	B22508.....	33, 146
A071.....	33, 144	A173.....	33, 159	A260.....	30, 170	B22510.....	33, 146
A073.....	33, 144, 159, 169	A174.....	30, 158	A269.....	30, 31, 171	B22513.....	34, 146
A074.....	33, 143	A175.....	30	A270.....	33, 172	B23617.....	33, 144, 154
A075.....	33	A176.....	31, 158	A271.....	33, 171	B23618.....	33, 144, 154
A076.....	33, 143	A178.....	30, 31, 158	A272.....	33, 172	B24220.....	34, 146
A077.....	32, 143	A179.....	29, 158	A273.....	33, 172	B45227.....	34, 145
A078.....	32, 143	A180.....	30, 31, 148, 155	A274.....	32, 171	B45227-2.....	34, 145
A079.....	33, 146, 155, 159, 167	A181.....	30, 31, 155	A276.....	30, 170	B45230.....	34, 145
A080.....	33, 146, 173					B45267.....	34, 145

MOTOR INDEX

B47120 34, 145
 B68042 34, 145
 BD1106 28, 83
 BDH1024 24, 81
 BDH1036 28, 81
 BDH1054 28, 81
 BDH1076 28, 81
 BDH1106 28, 83
 BDL1106 28, 83
 BL6407 19, 105
 BL6409 19, 105
 BL6410 19, 68
 BL6412 19, 68
 BL6413 19, 68
 BL6414 20, 68
 BL6416 20, 68
 BL6420 19, 68
 BL6424 19, 68
 BL6505 21, 70
 BL6505V1 21, 70
 BL6519 22, 71
 BL6519V1 22, 71
 BL6530 22, 71
 BL6531 19, 68
 BLR640S 19, 68
 BLR6401 19
 BLR6402 19, 68
 BLR6403 19, 68
 BLR6404 20, 68
 BLR6405 19
 BLR6407 19, 68

C

C039A 26, 101
 C042A 24, 101
 C043A 25, 101
 C044A 26, 101
 C045A 24, 101
 C046A 25, 101
 C047A 26, 101
 C059A 24, 101
 C720A 23, 101
 C721A 25, 101
 C722A 25, 101
 C723A 26, 101
 C724A 27, 101
 CLAMP6004 216
 CTL764 195

D

D002 17, 169
 D011 16, 124
 D013 33, 146
 D0030 16, 128
 D033 15, 124
 D0041 16, 127
 D0042 17, 128
 D043 17, 128
 D091 17, 124
 D0096 21
 D0098 21, 137, 152
 D105 16, 127

D106 16, 127
 D107 17, 128
 D109 17, 125
 D112 19, 132, 216
 D113 19, 133
 D114 19, 133
 D115 19, 133, 157
 D116 18, 132
 D117 19, 133, 216
 D118 19, 132
 D119 19, 132
 D120 15, 125
 D121 15, 125
 D122 15, 125
 D123 15, 125
 D124 15, 125
 D125 15, 125
 D126 15, 125
 D127 15, 125
 D128 17, 125
 D129 17, 125
 D130 16, 127, 170
 D131 15, 125
 D132 16, 126
 D133 16, 126
 D134 16, 126
 D135 16, 126
 D136 16, 126
 D137 17, 126, 168
 D138 16, 126
 D143 19
 D150 22, 137, 216
 D151 22, 137, 216
 D152 22, 137, 216
 D167 15, 125
 D169 15, 125
 D170 18, 132
 D174 19, 132, 216
 D178 216
 D181 16, 126
 D182 15, 125
 D184 16, 127
 D186 17, 127, 154
 D188 17, 126
 D189 17, 126
 D190 16, 125
 D200 15, 124
 D201 15, 124
 D202 15, 124
 D203 16, 124
 D205 17, 124
 D206 16, 124
 D207 16, 124
 D208 16, 124
 D209 16, 124
 D210 16, 124
 D211 17, 124
 D213 17, 124
 D214 17, 124
 D215 17, 124
 D216 16, 124
 D218 18, 124
 D219 18, 125

D220 17, 124
 D221 22, 136
 D226 16, 126
 D227 16, 126
 D228 15, 124
 D229 15, 124
 D234 17, 126
 D235 17, 126
 D236 19, 133, 216
 D238 17, 128
 D245 21, 136
 D247 21, 136
 D258 21, 136
 D260 20, 137, 216
 D261 21, 137, 216
 D264 20, 137, 154, 216
 D277 21, 136
 D290 22, 136
 D291 22, 136
 D292 22, 136
 D293 20
 D294 22, 136
 D0307 16, 128
 D310 19, 132
 D312 18, 132, 216
 D0314 16, 127, 128
 D326 18, 128
 D329 18, 133, 216
 D332 16, 127
 D333 18, 133, 216
 D334 17, 126
 D335 19, 133, 216
 D336 19, 133, 216
 D337 19, 133, 216
 D338 19, 133, 216
 D339 19, 133, 216
 D0343 16, 166
 D0346 18, 166
 D347 22, 136, 216
 D351 17, 127
 D354 21, 136
 D359 16, 152
 D364 16, 127
 D365 16, 127
 D366 17, 126
 D367 17, 128
 D369 15, 128
 D370 15, 126
 D374 19, 132
 D377 19, 132, 159
 D382 21, 136
 D383 33, 146
 D0396 17, 154, 161
 D402 15, 124
 D403 15, 124
 D404 18, 125, 159
 D405 18, 125, 159
 D408 15, 129, 152
 D410 18, 129
 D412 18, 129
 D417 17, 131
 D418 15, 17, 124, 129
 D419 17, 127

D429 15, 131
 D0447 17, 128
 D454 16, 18, 129
 D455 16, 129, 151
 D456 17, 18, 129, 151
 D457 17, 18, 129, 151
 D459 17, 151, 168
 D461 18, 167
 D469 17, 20, 131, 137, 161
 D470 17, 131
 D471 17, 131
 D472 16, 131
 D473 16, 131
 D474 135, 216
 D475 17, 131, 169
 D480 19, 134, 216
 D481 19, 134, 216
 D482 18, 134, 216
 D483 18, 134, 216
 D484 18, 134, 216
 D485 18, 134, 216
 D486 135, 216
 D487 135, 216
 D497 135, 216
 D503 18, 125
 D504 18, 128
 D514 16, 127
 D515 16, 127
 D532 17, 127
 D0534 16, 17, 126, 128, 165
 D535 16, 128
 D540 15, 126, 166
 D541 15, 126, 166
 D0562 16, 128
 D0563 17, 125
 D0593 20, 137
 D601 15, 125
 D602 15, 125
 D603 15, 125
 D608 15, 20, 124, 135
 D609 15, 125
 D0610 20, 135
 D0614 20, 135
 D616 15, 124
 D624 15, 127
 D632 15, 149
 D633 15, 149
 D635 19, 133, 216
 D0636 15, 16, 126, 166
 D637 15, 166
 D653 17, 168
 D656 137
 D671B 17, 128, 131
 D672B 17, 128, 131
 D673 30, 168
 D674 19, 132
 D701 29, 141, 216
 D703 29, 141, 216
 D721 29, 141, 216
 D725 28, 141, 216
 D727 29, 141, 216
 D728 29, 141, 216
 D729 29, 141, 216

MOTOR INDEX

D736.....	23, 141	D1061.....	18, 132, 156, 216	D1193.....	16, 129	DSB1024.....	24, 78
D742.....	25, 138	D1071.....	20, 156	D1194.....	16, 129	DSB1024H.....	24, 78
D743.....	24, 138	D1076.....	27, 84	D1196.....	16, 129	DSB1026.....	24, 78
D0746.....	18, 166	D1089.....	20, 172, 216	D1198.....	16, 129, 162	E	
D748.....	26, 138, 216	D1090.....	20, 172	D1243.....	18, 160	EC4W115.....	14, 182
D783.....	25, 140, 152, 216	D1091.....	21, 163	D1245.....	18, 160	EC4W115V835.....	14, 186
D787.....	26, 140, 216	D1092.....	21, 168	D1246.....	18, 160, 216	EC5W115.....	14, 182
D788.....	27, 140, 216	D1100.....	15, 149, 163	D1710.....	28, 140, 216	EC6W115.....	14, 182
D790.....	26, 139	D1101.....	16, 161	D2840.....	24, 168	EC9W115.....	14, 182
D791.....	26, 139	D1102.....	18, 173	D2850.....	28, 154, 172	EC9W115V834.....	14, 186
D792.....	24, 139	D1103.....	17, 161	D2851.....	28, 154, 172	EC9W230.....	14, 182
D793.....	23, 139	D1104.....	15, 163	D2852.....	28, 140	EC16W115.....	14, 182
D794.....	24, 139	D1107.....	17, 166	D2871.....	29, 175	EC16W230.....	14, 182
D795.....	25, 139, 149	D1109.....	15, 126, 166	D3325CCW.....	17, 128	EC34W115.....	14, 182
D796.....	25, 139	D1117.....	15, 163	D3325CW.....	17, 128	EC34W115V1543..	14, 186, 191
D797.....	24, 139	D1118.....	16, 127, 151	D5458.....	28, 139	EC34W230.....	14, 182
D798.....	23, 139	D1119.....	15, 125, 150	D5459.....	28, 139	EC34W230V1542..	14, 186, 191
D799.....	23, 139	D1120.....	16, 160	D5488.....	28, 139	ECAF1586.....	18, 187
D818.....	29, 163, 216	D1121.....	17, 160	D5489.....	28, 139	ECAF1616.....	18, 187
D827.....	23, 148, 156	D1122.....	18, 156	D06123.....	135	ECAF1617.....	19, 187
D829.....	24, 156	D1123.....	18, 156	D7745.....	27, 138, 216	ECAF1893.....	18
D832.....	23, 168	D1124.....	16, 149	D7748.....	26, 138, 216	ECAF1895.....	19
D847.....	23, 150	D1125.....	18, 149	D7749.....	25, 138, 216	ECFC1893.....	187
D895.....	23, 172	D1126.....	17, 149	D7907.....	27, 139	ECFC1895.....	187
D906.....	24, 139	D1127.....	18, 130, 156	D7908.....	26, 139	ECHE0147.....	12, 186
D908.....	26, 139	D1129.....	18, 131, 160	D7909.....	25, 139	ECHE0170.....	12, 186
D909.....	25, 139	D1132.....	17, 156	D9430.....	30, 31, 149	ECHE0176.....	12, 186
D913.....	24, 140, 216	D1133.....	16, 156	D9459.....	34, 145	EC-HE-0176.....	182
D915.....	18, 28, 140, 164, 216	D1134.....	17, 125, 173	D9487.....	17, 169	ECHE0182.....	12, 186
D917.....	23, 139	D1138.....	17, 127, 150	D09617.....	20, 137	ECHE0358.....	12, 186
D919.....	23, 139	D1139.....	15, 127, 150	D9619.....	31, 32, 152	ECHE0370.....	12, 186, 191
D920.....	26, 140, 216	D1140.....	18, 164	D9620.....	32, 152	EM1127.....	18, 130
D921.....	26, 140	D1141.....	18, 164	D9623.....	15, 165	EM3209F.....	99
D923.....	29, 141, 216	D1142.....	16, 164	D09649.....	20, 137, 149	EM3403F.....	23, 99
D929.....	27, 138, 216	D1143.....	18, 164	DB4505.....	22, 67	EM3404F.....	24, 99
D934.....	24, 139	D1144.....	18, 164	DB6407.....	20, 65	EM3405F.....	25, 99
D936.....	25, 139	D1151.....	15, 153	DB6502V1.....	22, 66	EM3458F.....	28, 99
D959.....	30, 152	D1152.....	16, 161	DBL4404.....	20, 65	EM3459F.....	28, 99
D960.....	25, 31, 140, 152	D1154.....	17, 161	DBL4410.....	20, 65	EM3463.....	28
D974.....	29, 141	D1155.....	15, 169	DBL4411.....	20, 65	EM3464.....	28, 98
D0975.....	20, 137, 166	D1156.....	17, 160, 161	DBL4500V1.....	21, 66	EM3465F.....	28, 99
D0978.....	20	D1157.....	18, 160, 161	DBL6406.....	65	EM3466.....	28, 98
D1005.....	20, 136, 172	D1158.....	17, 160	DBL6409.....	20, 65	EM3467.....	28, 98
D1006.....	19, 133, 170	D1159.....	15, 153	DBL6501.....	22, 66	EM3468.....	28
D1016.....	21, 154, 216	D1160.....	15, 153	DBL6501V1.....	22, 66	EM3468F.....	28
D1025.....	21, 136, 216	D1161.....	17, 125, 153	DBL6503.....	21, 67	EM3469.....	28
D1026.....	24, 84	D1162.....	17, 128, 153	DBL6524.....	22, 67	EM3469F.....	28
D1036.....	26, 84	D1164.....	16, 127, 169	DBL6524V1.....	22	EM3583.....	24, 98
D1039.....	19, 132, 157	D1165.....	16, 169	DBL64062.....	19, 65	EM3584.....	25, 98
D1040.....	21, 157	D1167.....	16, 129, 158, 169	DC4001.....	21, 64	EM3585.....	25, 98
D1041.....	20, 157	D1169.....	17, 18, 129, 169	DC4522.....	21, 64	EM3586.....	26, 98
D1042.....	21, 175, 216	D1170.....	18, 132, 159	DCA4522.....	21, 64, 106	EM3587.....	26, 98
D1044.....	21, 157	D1171.....	17, 18, 129, 175	DCL4421.....	20, 64	EM3588.....	27, 98
D1045.....	20, 157	D1173.....	16, 127, 159	DCL4423.....	20, 65	EM3589.....	27, 98
D1046.....	137	D1174.....	17, 18, 129, 151	DL1026.....	24, 84	EM3590.....	27, 98
D1047.....	20, 157	D1178.....	18, 151	DL1036.....	25, 84	EM3727F.....	23, 99
D1048.....	21, 157	D1179.....	16, 18, 129, 150	DL1056.....	26, 84	EM3728F.....	25, 99
D1049.....	20, 157	D1180.....	16, 18, 129, 150	DL1076.....	27, 84	EM3729F.....	26, 99
D1050.....	20, 136, 154, 172	D1182.....	18, 151	DLR1026.....	24, 82	EM3730F.....	27, 99
D1053.....	20, 157	D1184.....	18, 129	DLR1026S.....	24, 81	EM3731F.....	27, 99
D1055.....	20, 157	D1189.....	17, 160	DLR10236.....	25, 82	EM3736F.....	99
D1056.....	21, 27, 84, 148	D1190.....	16, 18, 129, 173	DSB1016.....	23, 78	EM3737F.....	99
D1059.....	20, 157	D1192.....	16, 129	DSB1016R.....	23, 78		

MOTOR INDEX

EM3738F.....	99	FE1008SU.....	89	FSP4006S.....	23, 75	K110.....	12, 121, 150
EM3739F.....	99	FE1016SF.....	23, 93	G		K111.....	12, 120
EM3746F.....	26, 99	FE1018SF.....	23, 93	GA447.....	195	K112.....	12, 121
EUBKT01.....	217	FE1026.....	24, 93	GA460.....	217	K113.....	12, 121
F		FE1026SC.....	25, 93	GA471.....	217	K114.....	12, 120, 157
F1026.....	24, 90	FE1026SF.....	24, 93	GA472.....	217	K115.....	12, 121
F1026S.....	24, 90	FE1026SU.....	25, 89	GA474.....	217	K120.....	12, 120
F1036.....	26, 91	FE1028SF.....	24, 93	GA476.....	217	K130.....	12, 120
F1036S.....	26, 91	FE1028SU.....	24, 89	GA493.....	217	K142.....	12, 121
F1038.....	25, 91	FE1036.....	26, 94	GA494.....	217	K144.....	12, 121
F1056.....	27, 91	FE1036SC.....	26, 94	GA556.....	194, 217	K146.....	12, 121
F1056S.....	27, 91	FE1036SF.....	26, 94	GASKET0167.....	215	K161.....	12, 121, 164
F1076.....	27, 92	FE1036SU.....	26, 89	GROM6000.....	213	K610.....	12, 121, 149
F1076A.....	27, 92	FE1038SF.....	25, 94	GROM6008.....	213	K611.....	12, 121, 150
F1076S.....	27, 92	FE1038SU.....	25, 89	H		K612.....	12, 121, 150
F1076SV1.....	27, 92	FE1056.....	27, 94	H5.....	208	K614.....	12, 120
F1106.....	28, 92	FE1056SF.....	27, 94	H6S.....	204	K628.....	12, 120, 167
F1314D.....	29, 189, 190	FE1056SU.....	27, 89	H7S.....	204	K629.....	12, 121, 153
FB1056.....	27, 100	FE1058SF.....	26, 94	H8.....	208	K670.....	12, 120
FB1056TE.....	27, 100	FE1076SF.....	27, 95	H9S.....	204	K672.....	12, 120
FB1076.....	28, 100	FE1076SU.....	27, 89	H10.....	208	K674.....	12, 121
FB1076V1.....	28, 100	FE6000F.....	29, 87, 113	H33.....	212	K683.....	12, 120
FB1106.....	28, 100	FE6001F.....	29, 87	H130A.....	202	K1322.....	12, 121
FB3056.....	29, 100	FE6002F.....	29, 87	H130B.....	202	K1323.....	12, 120
FC1046F.....	23, 96	FE6003F.....	29, 87	H130C.....	202	K1550.....	12, 120
FC1066AF.....	23, 96	FE6004F.....	29, 87	H140A.....	202	K1574.....	12, 120
FC1066F.....	23, 96	FEH1026SF.....	24, 93	H230A.....	202	K1575.....	12, 120
FC1086AF.....	23, 96	FEH1026SU.....	24, 89	H230B.....	202	K1670.....	12, 120
FC1086F.....	23, 96	FEH1028S.....	24, 93	H230C.....	202	K1675.....	12, 121
FC1106F.....	28, 96	FEH1036SF.....	25, 94	H240A.....	202	K1700.....	12, 120
FC1156F.....	28, 96	FEH1036SU.....	25, 89	H240B.....	202	K-FAN4031.....	208
FC3056F.....	29, 96	FEH1056D.....	27, 94	H240C.....	202	K-FAN4032.....	208
FC3076F.....	29, 96	FEH1056S.....	26, 104	H330A.....	203, 204	K-FAN6009.....	208
FC3106F.....	29, 96	FEH1056SF.....	26, 94	H330B.....	203, 204	K-FAN6010.....	208
FC3107.....	29, 96	FEH1056SU.....	26, 89	H330C.....	204	K-FAN6011.....	208
FC3156F.....	29, 96	FEH1076.....	27, 95	H340A.....	203, 204	K-FAN6012.....	208
FCM16.....	20, 189	FEH1076D.....	28, 95	H340B.....	203, 204	K-FAN6013.....	208
FD1026.....	24, 82	FEH1076SF.....	27, 95	H340C.....	203, 204	K-FAN6046.....	208
FD1036.....	26, 82	FEH1076SU.....	27, 89	H350A.....	203, 204	KIT34.....	211
FD1054.....	27, 84	FH1024.....	24, 90	H350B.....	203, 204	KIT49.....	211
FD1056.....	27, 84	FH1038.....	25, 91	H350C.....	203, 204	KIT50.....	211
FD1074.....	28, 83	FH1054.....	26, 92	H360A.....	203, 204	KIT100.....	214
FD1076.....	27, 83	FH1056.....	26, 92	H360B.....	203, 204	KIT102.....	214
FD6000.....	29, 85, 113	FH1076.....	27, 92	H360C.....	203, 204	KIT142.....	214
FD6000A.....	29, 86	FK100.....	208	H375AC.....	203, 204	KIT144.....	214
FD6001.....	29, 85	FK101.....	208	H375BC.....	203, 204	KIT150.....	211
FD6001A.....	29, 86	FL1038.....	25, 91	H375CC.....	203, 204	KIT170.....	215
FD6002A.....	29, 86	FM50.....	211	H390BC.....	203, 204	KIT180.....	213
FDL1016.....	23, 82	FM55.....	211	H430B.....	203, 204	KIT183.....	213
FDL1024.....	24, 82	FM554.....	211	H440A.....	203, 204	KIT184.....	213
FDL1026.....	24, 82	FM1026.....	24, 80	H440B.....	203, 204	KIT186.....	213
FDL1034.....	25, 82	FM1036.....	26, 80	H440C.....	203, 204	KIT187.....	213
FDL1036.....	25, 82	FM1056.....	27, 80	HFM554.....	199	KIT199.....	212
FDL1054.....	26, 84	FML1026.....	24, 80	K		KIT200.....	212
FDL1056.....	26, 84	FML1036.....	25, 80	K100.....	12, 121, 153	KIT205.....	212
FDL1074.....	27, 83	FML1056.....	26, 80	K101.....	12, 120, 153	KIT207.....	212
FDL1076.....	27, 83	FML1076V1.....	27, 80	K102.....	12, 120, 153	KIT208.....	213
FDL6001.....	29, 85	FR1076.....	28, 100	K109.....	12, 121	KIT214.....	212
FDL6001A.....	29, 86, 113	FS1016.....	23, 90			KIT216.....	214
FDL6002.....	29, 85	FS1024S.....	25, 90			KIT218.....	212
FDL6002A.....	29, 86	FS1038.....	25			KIT220.....	215
FE1008SF.....	23, 93	FSE1024.....	25, 93			KIT221.....	215
		FSE6000.....	29, 85			KIT225.....	214

MOTOR INDEX

KIT265214
 KIT315.....211
 KIT317.....211
 KIT380212
 KIT414.....212
 KIT415.....215
 KIT832215
 KIT1032215
 KIT6001.....214
 KVA123032, 192

M

MD541113, 52
 MD5411S.....13, 52
 MD5469.....13, 53
 MD5470.....13, 53
 MD5471.....13, 53
 MD5472.....13, 53
 MNT1518.....213

N

NO33L211
 NO50L211
 NO55L211
 NO55S211

O

OAD1106.....28, 103
 OAN01025, 103
 OAN14027, 103
 OAN46027, 103
 OAN47025, 103
 OAN74727, 103
 OAN1075103
 OAN107627
 OAN1076V128, 103
 OAS4005625
 OBG2004.....23
 OCA101423, 104
 OCA1026104
 OCA103626, 104
 OCA105627, 104
 OCA307429, 104
 OCA307629, 104
 OCA3076H.....29, 104
 OCA10106.....23, 104
 OCA10206A.....24, 104
 OCB1026A.....25, 104
 OCB1036A.....26, 104
 OCC1026A.....24, 104
 OCD105627, 104
 OCP0108.....26, 105
 OCP025120, 70, 105
 OEV1006.....20, 106
 OEV6016.....106
 OFC1004.....20, 106
 OFC1024.....21, 106
 OGD101623, 107
 OGD102625, 107
 OHR110628, 108
 OHS9983.....27, 108
 OHS1020624, 81, 108

OKB103825, 103
 OKT1026.....25, 76, 110
 OKT3041.....27, 110
 OLE1036A25, 111
 OLE1038V125, 111
 OLE110628, 111
 OLE1106H.....28, 111
 OMC651720, 21, 111, 191
 OML641819, 112
 OML643319, 112
 OML643519, 112
 ONR6026.....19, 112
 ONR6406.....19, 112
 OPV74721, 112
 OPV74821, 112
 ORM100823, 113
 ORM1016V123, 113
 ORM107627, 113
 ORM4658BF.....28, 88
 ORM4659BF.....28, 88
 ORM4688BF.....28, 88
 ORM4688BU.....28, 89
 ORM5454BF.....28, 88
 ORM545828
 ORM5458B.....28, 88
 ORM5458BF.....28, 88
 ORM5458BU.....28, 89
 ORM5458F.....28
 ORM5459BF.....28, 88
 ORM5484BF.....28, 88
 ORM548828
 ORM5488B.....28, 88
 ORM5488BF.....28, 88
 ORM5488BU.....28, 89
 ORM5488F.....28
 ORM5489BF.....28, 88
 ORM10206V124, 113
 ORV453821, 114
 ORV453921, 114
 ORV454020, 114
 OTC1862.....24, 115
 OTC186424, 115
 OTC600119, 115
 OTC600419, 115
 OTR1004.....23, 116
 OTR102824, 116
 OTY102424, 116
 OWW451721, 67, 117
 OYK1028.....21, 117
 OYK110621, 117
 OYK6518.....21, 117

R

RA101623, 78
 RA102425, 78
 RA102624, 78
 RA103426, 79
 RA103626, 79
 RA105427, 79
 RA105627, 79
 RA107627, 79
 RA1176WB.....27
 RAIN6000.....215

RAIN6017.....215
 RAL100623, 78
 RAL101623, 78
 RAL102424, 78
 RAL103425, 79
 RAL103625, 79
 RAL105426, 79
 RAL105626, 79
 RAL107627, 79
 RAL1015623, 78
 RF440019, 74
 RF440119, 74
 RF640219, 74
 RF640319, 74

U

U643019, 72
 U643319, 72
 U652020, 72
 U652120, 72
 UB55014, 122
 UB55114, 122
 UB55214, 122
 UB55314, 122
 UB55414, 122
 UB55514, 122
 UB55614, 122
 UB55714, 122
 UB55814, 122
 UB55914, 122
 UB56014, 122
 UB56214, 122
 UB56314, 122
 UB56414, 122
 UB56514, 122
 UB56613, 123
 UB56713, 123
 UB56813, 123
 UB56913, 123
 UB57013, 123
 UB57113, 123
 UB57213, 123
 UB57313, 123
 UB57414, 123
 UB57514, 123
 UB57614, 123
 UB57714, 123
 UB57814, 123
 UB57914, 123
 UB58014, 123
 UB58114, 123
 UB58214, 122
 UB58314, 122
 UB58413, 123
 UB58513, 123
 UB58613, 123
 UB58713, 123
 UB58813, 123
 UB58913, 123
 UB59013, 123
 UB59113, 123
 UB59213, 123, 157
 UB59413, 123

UB595.....13, 123
 UB596.....13, 123
 UB597.....13, 123
 UB598.....13, 123
 UB599.....13, 123
 UB60013, 123
 UB854.....13
 UB855.....13
 UB856.....13
 UB857.....13
 UB858.....13
 UB859.....13
 UH101623, 75
 UH1016NB23, 75
 UH1016NBV123, 75
 UH1016V123, 75
 UH102624, 76
 UH1026NB24, 76
 UH1026V124, 76
 UH103625, 77
 UH1036NB25, 77
 UH1036V125, 77
 UHH102624, 76
 UHH103626, 77
 UHH1036NB25, 77
 UHM13B.....25, 190
 UHM14B.....24, 190
 UHM16B.....23, 190

W

W332, 147
 W432, 147
 W831, 147
 W929, 147
 W1032, 147
 W1132, 147

Y

YCFM124SD26, 191
 YEFM146028, 191
 YVA246032, 192
 YVA2460L32, 192



your **HVAC** motor was easy to **UPGRADE** and install and was backed by years of industry innovation and reliability?

**ALWAYS ASK FOR RELIABLE, QUALITY, HIGH EFFICIENCY
REGAL REXNORD™ BRANDS**

CENTURY® AND GENTEQ® EVERGREEN® MOTORS

FURNACE BLOWER MOTORS

SPECIFICATION MATCH IS:						GOOD (PSC) CENTURY 3 SPD	BETTER (PSC) CENTURY MASTERFIT PRO® 4 SPD	BEST (ECM) EVERGREEN IM HIGH EFFICIENCY 4 SPD
HP	VOLTS	RPM	BRG	ROT	AMBIENT TEMP			
1/4	115	1075	Ball	Rev	40° C	DL1026	FDL6001A*/FDL6002A	6005
1/3	115	1075	Ball	Rev	40° C	DL1036	FDL6001A*/FDL6002A	6005
1/2	115	1075	Ball	Rev	40° C	DL1056	FDL6001A*/FDL6002A	6005
3/4	115	1075	Ball	Rev	40° C	DL1076	FDL6002A	6010
1	115	1075	Ball	Rev	40° C	BDL1106		6010
1/4	208-230	1075	Ball	Rev	40° C	D1026	FD6000A*/FD6001A	6005
1/3	208-230	1075	Ball	Rev	40° C	D1036	FD6000A*/FD6001A	6005
1/2	208-230	1075	Ball	Rev	40° C	D1056	FD6000A*/FD6001A	6005
3/4	208-230	1075	Ball	Rev	40° C	D1076	FD6001A	6010
1	208-230	1075	Ball	Rev	40° C	BD1106		6010
1/5 - 1/2	115/208-230	1075	Ball	CW/CCW	40° C			6005
1/2 - 1	115/208-230	1075	Ball	CW/CCW	40° C			6010

CONDENSER FAN MOTORS

SPECIFICATION MATCH IS:					GOOD (PSC) CENTURY 60° C	BETTER (PSC) CENTURY HEATMASTER® 70° C	BEST (ECM) EVERGREEN OM HIGH EFFICIENCY 60° C
HP	VOLTS	RPM	BRG	ROT			
1/4	208-230	1075	Ball	Rev	FE1026SC	FE1026SF	6303/6303R
1/3	208-230	1075	Ball	Rev	FE1036SC	FE1036SF	6303/6303R
1/2	208-230	1075	Ball	Rev	FE1056SC	FE1056SF	
3/4	208-230	1075	Ball	Rev	668A	FE1076SF	
1/3 - 1/6	208-230	1075	Ball	Rev	ORM5458	ORM5458BF	6303/6303R
1/6	208-230	825	Ball	Rev	ORM5458/ORM5488	FE1018SF	6301
1/4	208-230	825	Ball	Rev	ORM5458/ORM5488	FE1028SF	6303/6303R
1/3	208-230	825	Ball	Rev	ORM5458/ORM5488	FE1038SF	6303/6303R
1/3 - 1/8	208-230	825	Ball	Rev	ORM5488	ORM5488BF	6303/6303R
1/5 - 1/10	208-230	850/1100	Ball	Rev			6301
1/3 - 1/10	208-230	850/1100	Ball	Rev			6303/6303R

NOTES	DESCRIPTION
BOLD	Most popular stock item
*	Existing inventory maybe sleeve bearing

 genteq®

 Century®

FASCO®

 ELCO®

 morrillmotors®

Regal Rexnord

1325 Heil Quaker Blvd.
LaVergne, TN. 37086

Customer Service: 800-672-6495

Fax: 800-468-2062

regalrexnord.com

The proper selection and application of products and components, including assuring that the product is safe for its intended use, are the responsibility of the customer. To view our Application Considerations, please visit <https://www.regalrexnord.com/Application-Considerations>

To view our Standard Terms and Conditions of Sale, please visit <https://www.regalrexnord.com/Terms-and-Conditions-of-Sale> (which may redirect to other website locations based on product family).

"Regal Rexnord" is not indicative of legal entity. Refer to product purchase documentation for the applicable legal entity. Regal Rexnord, 3-IN-1, 4-IN-1, Arctic, Century, ECM Made Easy, Elco, Endura, Eon, Evergreen, Fasco, Genteq, HeatMaster, Kryo, MasterFit, MasterFit Pro, Morrill, Motor Master University, Motor Minute, Multi Mounting System, MultiFit, Pro-E Series, Simplify Your Truck, TECInspect, TECMate and VS Optimizer are trademarks of Regal Rexnord Corporation or one of its affiliated companies.

© 2022 Regal Rexnord Corporation, All Rights Reserved. MCC20010E • Form# MB0097E

